



Animal and Plant Health Inspection Service  
U.S. DEPARTMENT OF AGRICULTURE

# **CITES I-II-III Timber Species Manual**

The U.S. Department of Agriculture (USDA) prohibits discrimination in all its programs and activities on the basis of race, color, national origin, age, disability, and where applicable, sex, marital status, familial status, parental status, religion, sexual orientation, genetic information, political beliefs, reprisal, or because all or part of any individual's income is derived from any public assistance program. (Not all prohibited bases apply to all programs). Persons with disabilities who require alternative means for communication of program information (Braille, large print, audiotape, etc.) should contact USDA's TARGET Center at (202) 720-2600 (voice and TDD). To file a complaint of discrimination, write to USDA, Director, Office of Civil Rights, 1400 Independence Avenue, SW., Washington, DC 20250-9410, or call (800) 795-3272 (voice) or (202) 720-6382 (TDD). USDA is an equal opportunity provider and employer.

The opinions expressed by individuals in this report do not necessarily represent the policies of the U.S. Department of Agriculture.

# Contents

---

<b>Figures</b>	<i>LOF-1</i>
<b>Tables</b>	<i>LOT-1</i>
<b>Introduction</b>	<i>1-1</i>
<b>Importation of CITES Timber Species</b>	<i>2-1</i>
<b>Re-exportation of CITES Timber Species</b>	<i>3-1</i>
<b>Violations, Seizures, and Forfeitures</b>	<i>4-1</i>
<b>Designated CITES Ports</b>	<i>5-1</i>
<b>CBP AI CITES Port Contacts</b>	<i>6-1</i>
<b>CITES Timber Species Common Names</b>	<i>7-1</i>
<b>Appendix A, Forms and Permits</b>	<i>A-1</i>
<b>Appendix B, Conference Resolutions</b>	<i>B-1</i>
<b>Appendix C, Conversion Formulas</b>	<i>C-1</i>
<b>Appendix D, Harmonized System of the World</b>	<i>D-1</i>
<b>Appendix E, Wood Identification</b>	<i>E-1</i>
<b>Glossary</b>	<i>Glossary-1</i>
<b>Index</b>	<i>Index-1</i>



# Figures

Figure A-1	Example of Request for Services to Transport, Store, and/or Dispose of Seized or Forfeited Shipments	A-4
Figure A-2	Example of Standard CITES Form (front) (Annex 2, Conference Resolution 12.3 (Rev. CoP15)	A-9
Figure A-3	Example of Standard CITES Form (back) (Conf. Resolution 12.3 Rev. CoP15)	A-10
Figure A-4	Information That Should be Included in CITES Permits and Certificates (Annex 1 to Conference Resolution 12.3 (Rev. CoP15)	A-11
Figure A-5	Example of a CITES Traveling-Exhibition Certificate (CoP15)	A-12
Figure A-6	Example of a CITES Traveling-Exhibition Certificate (back) (CoP15)	A-13
Figure A-7	Example of a CITES Traveling-Exhibition Certificate Continuation Sheet (CoP15)	A-14
Figure A-8	Example of FWS CITES Special Permit Condition	A-15
Figure A-9	Example of FWS Re-export Certificate Cover Letter to Permittee	A-16
Figure A-10	Example of FWS CITES Other Certificate (Pre-Convention) (printed on security paper)	A-17
Figure A-11	Example of USFWS Form 3-201A, CITES Re-export Certificate (with Special Conditions)	A-18
Figure A-12	Example of PPQ Form 518, Report of Violation	A-20
Figure A-13	Example of PPQ Form 621, Application for Protected Plant Permit to Engage in the Business of Importing, Exporting, or Re-exporting Terrestrial Plants	A-25
Figure A-14	Example of a Protected Plant Permit (ePermits)	A-27
Figure A-15	Example of PPQ Form 623, Waiver of Forfeiture Procedures by Owner of Seized Property Valued at \$10,000 or Less	A-29
Figure A-16	Example of PPQ Form 624, Notice for Seizure and Proposed Forfeiture of Property Valued at \$10,000 or Less (Part 1; Parts 2 through 4 are duplicates)	A-32
Figure A-17	Example of PPQ Form 624, Notice for Seizure and Proposed Forfeiture of Property (Part 5-PPQ/CBP Port Worksheet)	A-37
Figure A-18	Example of PPQ Form 624A, Notice for Seizure of Property Valued Greater Than \$10,000 (Part 1; Parts 2 through 4 are duplicates)	A-41
Figure A-19	Example of PPQ Form 624A, Notice for Seizure of Property Valued Greater Than \$10,000	

## Figures

---

	(Part 5-PPQ/CBP Port Worksheet)	A-45
Figure A-20	Example of PPQ Form 625, Claim and Bond	A-48
Figure A-21	Example of PPQ Form 626, Petition for Remission or Mitigation of Forfeiture	A-50
Figure A-22	Example of PPQ Form 627, Declaration of Forfeiture (for forfeitures valued at \$10,000 or less)	A-53
Figure B-1	Excerpt from CITES Conference Resolution 10.13 (Rev. CoP15), Implementation of the Convention for Timber Species (page 1 of 2)	B-2
Figure B-2	Excerpt from CITES Conference Resolution 10.13 (Rev. CoP15) (continued page 2 of 2)	B-3
Figure B-3	Excerpt from CITES Conference Resolution 12.3 (Rev. CoP15), Permits and Certificates (page 1 of 12)	B-5
Figure B-4	Excerpt from CITES Conference Resolution 12.3 (Rev. CoP15), Permits and Certificates (page 2 of 12)	B-6
Figure B-5	Excerpt from CITES Conference Resolution 12.3 (Rev. CoP15), Permits and Certificates (page 3 of 12)	B-7
Figure B-6	Excerpt from CITES Conference Resolution 12.3 (Rev. CoP15), Permits and Certificates (page 4 of 12)	B-8
Figure B-7	Excerpt from CITES Conference Resolution 12.3 (Rev. CoP15), Permits and Certificates (page 5 of 12)	B-9
Figure B-8	Excerpt from CITES Conference Resolution 12.3 (Rev. CoP15), Permits and Certificates (page 6 of 12)	B-10
Figure B-9	Excerpt from CITES Conference Resolution 12.3 (Rev. CoP15), Permits and Certificates (page 7 of 12)	B-11
Figure B-10	Excerpt from CITES Conference Resolution 12.3 (Rev. CoP15), Permits and Certificates (page 8 of 12)	B-12
Figure B-11	Excerpt from CITES Conference Resolution 12.3 (Rev. CoP15), Permits and Certificates (page 9 of 12)	B-13
Figure B-12	Excerpt from CITES Conference Resolution 12.3 (Rev. CoP15), Permits and Certificates (page 10 of 12)	B-14
Figure B-13	Excerpt from CITES Conference Resolution 12.3 (Rev. CoP15), Permits and Certificates (page 11 of 12)	B-15
Figure B-14	Excerpt from CITES Conference Resolution 12.3 (Rev. CoP15), Permits and Certificates (page 12 of 12)	B-16
Figure B-15	Annex 1, Information That Should Be Included in CITES Permits and Certifications	B-17
Figure B-16	Annex 2, Standard CITES Form (CoP15) (front)	B-18
Figure B-17	Annex 2, Standard CITES Form (CoP15) (back)	B-19
Figure C-1	Formula to Convert Board Feet of Lumber to Cubic Meters	C-1
Figure C-2	Formula to Convert Cubic Feet of Lumber to Cubic Meters	C-2
Figure C-3	Formula to Convert Volume of a Cylinder in Inches to Cubic Meters	C-3
Figure C-4	Formula to Convert Volume of Cylinder to Cubic Inches	C-3
Figure C-5	Formula for Volume of a Log	C-4

Figure C-6	Formula to Convert Square Feet of Veneer to Square Meters	C-5
Figure C-7	Formula to Convert Square Meters of Veneer to Cubic Meters	C-5
Figure C-8	Formula to Convert Cubic Feet of Veneer to Cubic Meters	C-6
Figure E-1	Example of <i>Abies guatemalensis</i> (Guatemalan fir) Wood Cross Section	E-3
Figure E-2	Example of <i>Araucaria araucana</i> (Monkey puzzle tree) Wood Cross Section	E-4
Figure E-3	Example of <i>Caryocar costaricense</i> (Ajillo) Wood Cross Section	E-5
Figure E-4	Example of <i>Cedrela odorata</i> (Spanish cedar) Wood Cross Section	E-6
Figure E-5	Example of <i>Dalbergia nigra</i> (Brazilian rosewood) Wood Cross Section	E-7
Figure E-6	<i>Dalbergia nigra</i> (Brazilian rosewood) Rough Sawn Lumber	E-8
Figure E-7	<i>Dalbergia nigra</i> (Brazilian rosewood) Rough Sawn Lumber	E-8
Figure E-8	Example of <i>Fitzroya cupressoides</i> (Alerce) Wood Cross Section	E-10
Figure E-9	Example of <i>Gonystylus</i> spp. (Ramin) Wood Cross Section	E-11
Figure E-10	Example of <i>Guaiacum officinale</i> (Commoner lignum vitae) Wood Cross Section	E-12
Figure E-11	Example of <i>Guaiacum sanctum</i> (Holy lignum vitae) Wood Cross Section	E-12
Figure E-12	Example of <i>Magnolia liliifera</i> var. <i>obovata</i> (Ramin) Wood Cross Section	E-14
Figure E-13	Example of <i>Oreomunnea pterocarpa</i> (Gavilan [Walnut]) Wood Cross Section	E-15
Figure E-14	Example of <i>Pericopsis elata</i> (Afrormosia) Wood Cross Section	E-16
Figure E-15	Example of <i>Platymiscium pleiostachyum</i> (Cristobal, Granadillo) Wood Cross Section	E-17
Figure E-16	Example of <i>Podocarpus neriifolius</i> (Podocarp) Wood Cross Section	E-18
Figure E-17	Example of <i>Podocarpus parlatorei</i> (Parlatore's podocarp) Wood Cross Section	E-19
Figure E-18	Example of <i>Pterocarpus santalinus</i> (Red sandalwood, Redsanders) Wood Cross Section	E-20
Figure E-19	Example of <i>Swietenia humilis</i> (Pacific Coast mahogany) Wood Cross Section	E-21
Figure E-20	Example of <i>Swietenia macrophylla</i> (Bigleaf mahogany) Wood Cross Section	E-22
Figure E-21	<i>Swietenia macrophylla</i> (bigleaf mahogany) Lumber	E-23
Figure E-22	<i>Swietenia macrophylla</i> (bigleaf mahogany) Lumber	E-23

## Figures

---

- Figure E-23 *Swietenia macrophylla* (bigleaf mahogany) Lumber E-24  
Figure E-24 *Swietenia macrophylla* (bigleaf mahogany) Lumber E-24  
Figure E-25 Example of *Swietenia mahogani* (Caribbean mahogany) Wood  
Cross Section E-25



# Tables

Table 1-1	How to Use Decision Tables	1-6
Table 1-2	Reporting Problems With or Suggestions for the CITES I-II-III Manual	1-9
Table 2-1	Summary of Procedures for Handling the Importation of CITES Appendix I, Appendix II, and Appendix III Protected Timber Species	2-4
Table 2-2	List of PPQ Area Identifiers Specializing in CITES Wood Identification	2-11
Table 2-3	List of Other Identifiers Specializing in CITES Wood Identification	2-11
Table 2-4	Determine if a Timber Species Is Regulated by CITES Appendix I, Appendix II, or Appendix III	2-12
Table 2-5	Determine Which Documents Are Needed for the Importation of CITES Appendix I Timber Species	2-30
Table 2-6	Determine Which Documents Are Needed for the Importation of CITES Appendix II Regulated Timber Species	2-33
Table 2-7	Determine Which Documents Are Needed for the Importation of CITES Appendix III Timber Species	2-68
Table 2-8	Instructions for CITES Permit or Certificate Validation	2-98
Table 2-9	Specimen Source Codes on CITES Documents	2-101
Table 2-10	List of Commodities and Corresponding Units of Measure	2-106
Table 2-11	Determine the Quantity of a Representative Unit for Inspection	2-107
Table 2-12	Determine Action Based on Inspection Results	2-108
Table 3-1	Summary of Procedures for Handling the Re-exportation of CITES Appendix I, Appendix II, and Appendix III Regulated Timber Species	3-4
Table 3-2	List of PPQ Area Identifiers Specializing in CITES Wood Identification	3-11
Table 3-3	Determine if a Timber Species Is Regulated by CITES Appendix I, Appendix II, or Appendix III	3-13
Table 3-4	Determine Which Documents Are Needed for the Re-exportation of CITES Appendix I Timber Species	3-33
Table 3-5	Determine Which Documents Are Needed for the Re-exportation of CITES Appendix II Regulated Timber Species	3-36
Table 3-6	Determine Documents Needed for the Re-exportation of CITES	

## Tables

---

	Appendix III Regulated Timber Species	3-70
Table 3-7	Instructions for Export or Re-export Verification of CITES Permits or Certificates Issued by USFWS	3-79
Table 3-8	Determine the Quantity of a Representative Unit for Inspection	3-83
Table 3-9	Determine the Action Based on the Inspection Results	3-84
Table 3-10	Instructions for Validation and Endorsement of CITES Re-export Certificate	3-85
Table 4-11	Confirm the Violation Warrants Seizure and Forfeiture	4-6
Table 4-12	Determine Forfeiture Procedures to Use for Seized Timber or Articles	4-9
Table 4-13	PPQ Form 626, Petition for Remission or Mitigation of Forfeiture for Seizures Under \$10,000 Value	4-21
Table 5-1	Designated PPQ CITES Ports Directory	5-1
Table 6-1	CBP-Designated Points of Contacts for CITES	6-2
Table 7-1	List of Common Names for CITES Appendix I, Appendix II, and Appendix III Timber Species	7-1
Table A-2	Instructions for Completing Request for Services to Transport, Store, and/or Dispose of Seized or Forfeited Shipments	A-5
Table A-3	Reference for CITES Violations Citation of Regulations on Applicable PPQ Forms 518, 623, 624, 624A, and 627	A-7
Table A-4	FWS Notice of FWS-USDA Validation of CITES Documents for Products Containing Both CITES-listed Non-living Plants and Wildlife Species CITES or Non-CITES	A-19
Table A-5	Instructions for Completing PPQ Form 518, Report of Violation	A-21
Table A-6	Distribution of PPQ Form 518 Case File	A-24
Table A-7	Instructions for Completing PPQ Form 623, Waiver of Forfeiture Procedures by Owner of Seized Property (for seizures valued at \$10,000 or less)	A-30
Table A-8	Instructions for Completing PPQ Form 624, Notice for Seizure and Proposed Forfeiture Valued at \$10,000 or Less	A-33
Table A-9	Instructions for Completing PPQ Form 624, Part 5-PPQ/CBP Port Worksheet	A-38
Table A-10	Instructions for Completing PPQ Form 624A, Notice for Seizure of Property Valued Greater Than \$10,000, Part 1 (Parts 2-4 are duplicates)	A-42
Table A-11	Instructions for Completing PPQ Form 624A, Part 5-PPQ/CBP Port Worksheet	A-46
Table A-12	Instructions for Completing PPQ Form 627, Declaration of Forfeiture	A-54

# Acknowledgments

John Arcery, Writer, USDA-APHIS-PPQ, National CITES Specialist and Botanist  
Deborah Briggs, Writer/Editor, USDA-APHIS-PPQ Writer, Manuals

Cover photographs: ramin dowels courtesy of Atlas Dowel & Wood Products Company; bigleaf mahogany (*swietenia macrophylla*) lumber and Brazilian rosewood (*Dalbergia nigra*) lumber by Bud Petit de Manage, USDA-APHIS-PPQ; bigleaf mahogany timber by John Arcery; guitar of Brazilian rosewood courtesy of C.F. Martin & Company.

Wood identification cross-section photographs by Alex Wiedenhoef, USDA-Forest Service-Forest Products Laboratory, Center for Anatomy Research.

Parts of *Appendix E, CITES Wood Identification*, are from the *CITES Identification Guide—Tropical Woods*, published by authority of the Minister of Environment, Minister of Supply and Services, Canada, with the collaboration of the United States Department of Agriculture (USDA), Forest Service (FS), and Animal and Plant Health Inspection Service (APHIS).



# Introduction

---

## Contents

Purpose	1-1
Scope	1-2
What the Manual Covers	1-2
What the Manual Does Not Cover	1-3
Users	1-3
Related Documents	1-3
Authority	1-3
Code of Federal Regulations	1-4
Homeland Security Act of 2002	1-4
Conventions	1-5
Using the Manual	1-8
Reporting Problems With or Suggestions for the Manual	1-9
Manual Updates	1-9
Ordering Additional Manuals and Revisions	1-10

---

## Purpose

The *CITES Appendixes I-II-III Timber Species Manual* provides the procedures for the enforcement of the Convention on International Trade in Endangered Species of Wild Flora and Fauna (CITES) Appendix I, Appendix II, and Appendix III timber species.

As defined by the Convention, the appendixes are as follows:

- ◆ Appendix I includes those timber species that are the **most** endangered among CITES-listed plants, and are threatened with extinction; CITES generally prohibits commercial international trade in specimens of these species
- ◆ Appendix II includes those timber species which are **not** necessarily threatened with extinction, but may become so unless trade in specimens of such species is subject to strict regulation in order to avoid utilization which is incompatible with the species' survival
- ◆ Appendix III includes those timber species that have been added at the request of a Party that already regulates trade in the species and that needs the cooperation of other countries to prevent unsustainable or illegal exploitation of the species

---

## Scope

### What the Manual Covers

The CITES Timber Species Manual covers CITES Appendix I, Appendix II, and Appendix III Timber species of the Convention on International Trade in Endangered Species of Wild Fauna and Flora.

The manual is divided into the following chapters:

- ◆ [Introduction](#)
- ◆ [Importation of CITES Timber Species](#)
- ◆ [Re-exportation of CITES Timber Species](#)
- ◆ [Violations, Seizures, and Forfeitures](#)

The [Introduction](#) provides basic information about the manual, such as the purpose, scope, users, related documents, directions for using the manual, and a description of conventions used throughout the manual.

The [Importation of CITES Timber Species](#) chapter provides the procedures for verifying and handling importing of articles produced from timber species listed as CITES Appendix I, Appendix II, and Appendix III.

The [Re-exportation of CITES Timber Species](#) chapter provides the procedures for verifying and handling re-exporting of articles produced from timber species listed as CITES Appendix I, Appendix II, and Appendix III.

The [Violations, Seizures, and Forfeitures](#) chapter provides the procedures for documenting violations, and seizing and forfeiting of illegally-traded CITES regulated material.

The appendixes provide supplemental information to assist CBP Agricultural Specialists, PPQ Plant Health Safeguarding Specialists, and PPQ Export Certification Specialists who use the manual with carrying out specific duties.

The [Glossary](#) defines specialized words, abbreviations, and acronyms, and other terms that are used in the difficult or unfamiliar identification of lumber.

The [Index](#) contains topics and page numbers for quick reference.

## What the Manual Does Not Cover

The manual **does not** cover the following;

- ◆ Information about medicinals and other derivatives that are intended for human consumption and derived from CITES Appendix I, Appendix II, or Appendix III timber species (see the [Wood and Wood Byproducts section of Agricultural Commodity and Import Requirements database](#))
- ◆ Information about woody species and species that simulate the growth habit of woody species (such as cycads and palms), that are used solely for medicinal or herbal medicines or used solely as horticultural specimens (see the [Wood and Wood Byproducts section of the Agricultural Commodity and Import Requirements database](#))
- ◆ Port policies or guidelines
- ◆ Wood identification detailed techniques (see the *CITES Identification Guide—Tropical Woods*)

---

## Users

This manual is written for use by CBP Agricultural Specialists, PPQ Plant Health Safeguarding Specialists, PPQ Export Certification Specialists, and other CBP and PPQ personnel; State cooperators; and collaborators at airports and maritime locations. The experience level of users will vary, but the CBP Agricultural Specialists and PPQ Plant Health Safeguarding Specialists and PPQ Export Certification Specialists have, at minimum, a working knowledge of using PPQ manuals to make regulatory decisions.

---

## Related Documents

### Authority

The regulatory authority for taking the actions listed in this manual is contained in the following Acts:

- ◆ Civil Asset Forfeiture Reform Act of 2000
- ◆ Endangered Species Act of 1973 (ESA)<sup>1</sup>
- ◆ Homeland Security Act of 2002<sup>2</sup>

Authority for specific regulatory actions is contained in the Code of Federal Regulations (CFR) Titles 7 and 50. and the Homeland Security Act of 2002.

---

1 The Endangered Species Act of 1973 authorizes the USDA to enforce the Convention of International Trade in Endangered Species of Wild Fauna and Flora (CITES).

2 The Homeland Security Act of 2002 authorizes the Department of Homeland Security to enforce Section II of the Endangered Species Act of 1973.

## Code of Federal Regulations

The Code of Federal Regulations (CFR) provide the authority for the regulatory action taken and are enforced by CBP and PPQ. The restrictions and prohibitions listed in this manual are covered by Titles 7 and 50.

Title 7CFR contains the following parts:

- ◆ Part 355, for specifics on endangered species regulations concerning plants
- ◆ Part 356, for specifics on forfeiture procedures

Title 50CFR, Parts 1 to 199 contains the following parts for regulating endangered species:

- ◆ Part 17.12, Endangered and Threatened Plants
- ◆ Part 23, Endangered Species Convention
- ◆ Part 24, Importation and Exportation of Plants at Designated Ports

## Homeland Security Act of 2002

The Homeland Security Act of 2002 contains the following section:

- ◆ Title 4, Section 421

Refer to the *Code of Federal Regulations* for the full text of the CFRs listed above. Refer to the full text of the CITES Convention and Decisions and Resolutions of the Conference of the Parties (all are used to make regulatory decisions), at <http://www.CITES.org>.

---

## Application

The *CITES I-II-III Timber Species Manual* contains the policies and guidelines for the tasks associated with regulating CITES Appendix I, Appendix II, and Appendix III timber species. The manual informs CBP Agriculture Specialists, PPQ Plant Health Safeguarding Specialists, PPQ Export Certification Specialists, and their managers with instructions to perform various clearance tasks.



---

## Conventions

Conventions<sup>3</sup> used in this manual are established by custom and are widely recognized and accepted. Major conventions used in this manual follow.

### Advisories

Advisories are used throughout the *CITES I-II-III Timber Species Manual* to bring important information to your attention. Please carefully review each advisory. The definitions coincide with American National Standards Institute (ANSI), and are in the format shown below:

#### DANGER

DANGER is used to indicate the event of imminent risk of death or serious injury.

#### WARNING

WARNING is used to indicate the event of possible risk of serious injury.

#### CAUTION

CAUTION is used to indicate tasks involving minor-to-moderate risk of injury.

#### NOTICE

NOTICE is used to alert the reader of import information or Agency policy.

#### SAFETY

SAFETY is used for general instructions or reminders related to safety.

### Boldface

Boldfaced type is used to emphasize important words throughout this manual. These words are: **always, cannot, do not, does not, except, lacks, must, neither, never, no, nor, not, only, other than.**

---

<sup>3</sup> In this context, conventions means the devices and techniques used in the manual and *not* the Convention of International Trade in International Trade of Wild Fauna and Flora (CITES).

## Bullets

Bulleted lists indicate there is **no** order for the information listed.

## Change Bars

A black change bar (see left margin) is used to indicate a change and appears on the revised page. Unfortunately, change bars **do not** always appear when text is merely deleted. Change bars from the previous update are deleted when the chapter or appendix is revised.

## Chapters

This manual contains the following chapters: *Introduction*, *Importation of CITES Protected Timber*, *Re-exportation of CITES Protected Timber*, and *Violations, Seizures, and Forfeitures of CITES Protected Timber*.

## Contents

Every chapter has a table of contents that lists the heading titles within.

## Control Data

Control data is located at the top and bottom of each page to help manual users keep track of where they are in the manual and to be aware of updates to specific chapters, sections, appendixes, etc., in the manual. At the top of each page is the chapter title and first-level heading for that page. At the bottom of each page is the transmittal number (month, year, number), title of the manual, page number, and unit responsible for content.

## Decision Tables

Decision tables are used throughout the manual. The first and middle columns in each table represent conditions, and the last column represents the action to take after all conditions listed for that row are considered. Begin with the column headings and move left-to-right, and if the condition **does not** apply, then continue one row at a time until you find the condition that does apply.

**Table 1-1 How to Use Decision Tables**

<b>If you:</b>	<b>And if the condition applies:</b>	<b>Then:</b>
Read this column cell and row first	Continue in this cell	TAKE the action listed in this cell
Find the previous condition <b>did not</b> apply, then read this column cell	Continue in this cell	TAKE the action listed in this cell

## Examples

Examples are used to clarify a point by applying a real-world situation.

**EXAMPLE** Examples are graphically placed boxes within the text as a means of visually separating information from other information on the page. Examples *always* appear in a box like this.

## Footnotes

Footnotes comment on or cite a reference to text and are referenced by number. The footnotes used in this manual include general text footnotes, figure footnotes, and table footnotes.

General text footnotes are located at the bottom of the page.

When space on the page allows, table and figure footnotes are located directly below the associated figure or table. However, for multi-page figures or tables that cover the length of a page, footnote numbers and footnote text *cannot* be listed on the same page. To locate figure footnote text or table footnote text, be sure to check the last page and the page following the end of the associated table.

## Heading Levels

Within each chapter there are three heading levels. The first heading is indicated by a horizontal line, and the heading follows directly below and across both the left and right columns. The second heading is in the right-hand column with text beginning below. The third heading is in the left-hand column and the text is in the right-hand column.

## Highlighting and Hypertext Links

Figures, headings, and tables are cross-referenced in the body of the manual are highlighted in boldface type. These appear in blue hypertext in the on-line manual.

**EXAMPLE** See [Figure 2-1](#).

## Indentions

Entry requirements which are summarized from CFRs, permits, or policies are indented on the page.

## Italics

The following items are italicized throughout the *CITES I-II-III Timber Species Manual*:

- ◆ Cross-references to headings and titles
- ◆ Publication names
- ◆ Scientific names of commodities

## Numbering Scheme

A two-level numbering scheme is used in this manual for figures, pages, and tables. The first number represents the chapter. The second number represents the page, figure, or table. This numbering scheme allows for identifying and updating. Dashes are used in page numbering to differentiate page numbers from decimal points.

## Transmittal Number

The transmittal number contains the month, year, and a consecutively-issued number (beginning with -01 for the first edition and increasing consecutively for each update to the edition). The transmittal number is **only** changed when the specific chapter sections, appendixes, or glossary, tables, or index is updated. If **no** changes are made, then the transmittal number remains the unchanged. The transmittal number **only** changes for the entire manual when a new edition is issued or changes are made to the entire manual.

**EXAMPLE** The transmittal number is located in the control date at the bottom of each page in this manual.  
10/2019-67 is the transmittal number for this update.  
10 is the month the update was listed  
2019 is the year the update was issued  
67 is the number issued (original new edition was 01 plus 49 updates)

---

## Using the Manual

Review the and the contents of this manual to get a feel for the scope of material covered. Glance through the section that you will be using, and familiarize yourself with the organization of the information. Use the table of contents to find the information you need. If the table of contents is **not** specific enough, then turn to the index to find the topic and corresponding page number.

**EXAMPLE** To find information on the species identified as CITES Appendix I, Appendix II, and Appendix III timber species, see [Step 1: Confirm the Identity of the Timber or Articles](#) on page 2-5.

## Reporting Problems With or Suggestions for the Manual

Use [Table 1-2](#) to report problems, situations, disagreements, or improvements which directly affect the contents of this manual,

**Table 1-2 Reporting Problems With or Suggestions for the CITES I-II-III Manual**

If you:	Then:
Are <b>not</b> able to access the on-line manual	CONTACT the Manuals Unit at <a href="mailto:PPQ.IRM.ISMU.Manuals.Feedback@usda.gov">PPQ.IRM.ISMU.Manuals.Feedback@usda.gov</a>
Have a situation that requires an immediate response regarding a procedure or regulatory action	<ol style="list-style-type: none"> <li>1. PPQ CONTACT your PPQ Botanist <sup>1</sup></li> <li>2. If the PPQ Botanist is <b>not</b> available or is unable to answer your question, then contact the National CITES Specialist <a href="mailto:timothy.j.torbett@usda.gov">timothy.j.torbett@usda.gov</a> or the National CITES Coordinator <a href="mailto:john.veremis@usda.gov">john.veremis@usda.gov</a></li> <li>3. Be sure to include your name, e-mail address, and phone number</li> </ol>
	CBP contact the field office liaison through the chain of command
Disagree with a policy, procedure, or regulatory action identified in the manual	<ol style="list-style-type: none"> <li>1. PPQ CONTACT your PPQ Botanist</li> <li>2. If the Botanist is <b>not</b> available or is unable to answer your question, then contact the National CITES Specialist <a href="mailto:timothy.j.torbett@usda.gov">timothy.j.torbett@usda.gov</a> or the National CITES Coordinator <a href="mailto:john.veremis@usda.gov">john.veremis@usda.gov</a></li> </ol>
	CBP contact the field office liaison through the chain of command
Have a suggestion for improving the formatting of the manual (design, layout, composition), grammar, or spelling	CONTACT the Manuals Unit at <a href="mailto:PPQ.IRM.ISMU.Manuals.Feedback@usda.gov">PPQ.IRM.ISMU.Manuals.Feedback@usda.gov</a>

1 CBP and PPQ: To determine the name, phone number, and address of the PPQ Botanist that services your port, see the [List of PPQ Identifiers and National Specialists](#).

## Manual Updates

The PPQ Manuals Unit issues and electronically maintains manuals on the [Manuals Unit Web site](#). These [on-line](#) manuals contain the most up-to-date information.

Immediate update revisions to the manual are issued and distributed via e-mail to CBP Agricultural Specialist and all PPQ employees.

Each immediate update contains the following information:

- ◆ Link to access and download the on-line manual
- ◆ List of the revised pages
- ◆ Purpose of the revision(s)

- ◆ Transmittal number

### **Ordering Additional Manuals and Revisions**

Although using the [on-line](#) manuals is the preferred method, APHIS employees may order paper copies of manuals from the APHIS Printing, Distribution, and Mail Services Center in Riverdale, Maryland. See the Riverdale Print Shop Web site for detailed information and printing costs. The Manuals Unit is **not** responsible for printing costs.

# Importation of CITES Timber Species

---

## Contents

Introduction	2-2
Preparation	2-3
Filing System	2-3
Procedures	2-4
FWS-USDA-CITES Clearance of Musical Instruments	2-4
Step 1: Confirm the Identity of the Timber or Articles	2-5
CITES Appendix I Species	2-5
CITES Appendix II Species	2-6
CITES Appendix III Species	2-8
Checklist of CITES Species Database	2-9
CITES Timber Species Recognition and Wood Identification	2-10
Step 2: Confirm the Article Being Imported Is Regulated	2-12
Step 3: Determine Your Authority	2-28
Step 4: Determine Which Documents Are Needed	2-29
Required Documents for Importation of Appendix I Timber Species	2-29
Required Documents for Importation of Appendix II Timber Species	2-32
Required Documents for Importation of Appendix III Timber Species	2-67
Step 5: Collect the Appropriate Documents Associated with the Shipment	2-97
Timber for Importation that Has Been Re-exported from Another Country	2-97
Step 6: Verify the CITES Document Is Authentic and Acceptable	2-98
Replacement CITES Documents	2-102
Retrospective CITES Documents	2-103
Step 7: Ensure the Protected Plant Permit Has Not Expired	2-105
Confirm PPP Valid or Apply for a PPP	2-105
Step 8: Verify the Quantities Are Authorized	2-106
Step 9: Inspect the Shipment	2-107
Step 10: Cancel CITES Documents By Stamp and Endorsement	2-109
Step 11: Distribute the CITES Documents	2-110

## Introduction

The [Importation of CITES Timber Species](#) chapter provides the guidelines for handling the importation of CITES Appendix I, Appendix II, and Appendix III protected timber species. These guidelines are to be used for the following:

- ◆ Confirming that the commodity is in a form which is regulated;
- ◆ Determining which permits and/or certificates are required;
- ◆ Verifying that the documents are valid;
- ◆ Inspecting the commodity to verify that the quantity in the shipment matches the quantity listed on the CITES document;
- ◆ Instructing the user on how to validate a CITES document; and
- ◆ Distributing and filing the paperwork.

### NOTICE

Use these guidelines in conjunction with 7CFR 319.40 (see the [Wood and Wood Byproducts section of the Agricultural Commodity and Import Requirements database](#)) and the Plant Protection Act. When applying these guidelines, first apply the regulations that prevent the entry of plant pests. In addition to a USDA-APHIS ePermits-issued *Protected Plant Permit*, many wood and forest products also require *PPQ Form 597, Import Permit for Plants and Plant Products* (see also *PPQ Form 585, Application to Import Timber or Timber Products*).



## Preparation

As with other port documents, copies of CITES documents **must** be filed in an organized, consistent manner. The CITES files and copies maintained at your port are important in case the originals become lost or destroyed. An accessible filing system will also enable you to comply with requests for information made by other government and non-government agencies and the general public through the Freedom of Information Act (FOIA).

### Filing System

If you already have a filing system for retaining CITES records in place at your port, then review these instructions to be sure your system is functional. If you **do not** have a filing system in place, then follow the instructions below.

To set up a filing system, do as follows:

1. Decide on the filing system that is most practical for your location. Select one of the following methods to keep the records complete and accessible:
  - ❖ File alphabetically by permittee's name
  - ❖ File chronologically by month and year
2. Select the documents to be filed. At a minimum, you **must** file the following in the order listed below:
  - A. CITES document (**must** be a validated copy)
  - B. Customs entry
  - C. Dimensional specification sheets (if applicable)
  - D. Invoice/packing list
  - E. Lading bill or air waybill
  - F. Phytosanitary Certificate (if required)

After filing the documents, you **must** maintain each file for a minimum of five years, counting from the date the importation occurred.

**EXAMPLE** A file **must** be maintained until January 24, 2017 for an importation that occurred on January 24, 2012.

## Procedures

The procedures for handling the importation of CITES Appendix I, Appendix II, and Appendix III protected timber species are summarized in [Table 2-1](#).

**Table 2-1 Summary of Procedures for Handling the Importation of CITES Appendix I, Appendix II, and Appendix III Protected Timber Species**

1. Confirm that the commodity is a CITES Appendix I, Appendix II, or Appendix III protected timber species.
2. Determine if the form of the commodity imported is protected by CITES.
3. Determine if you have the authority to validate the shipment.
4. Determine which CITES documents **must** accompany the shipment.
5. Collect all relevant documents associated with the importation.
6. Verify that the CITES document accompanying the importation is authentic and acceptable.
7. Verify that the USDA-APHIS ePermits-issued *Protected Plant Permit*, has **not** expired.
8. Compare shipping documents with CITES documents to confirm the quantities are authorized.
9. Inspect the shipment to make sure the quantities are authorized.
10. If the shipment is in order, then validate the CITES documents by stamp and endorsement.
11. Distribute and file the endorsed documents.

Follow the steps below when handling the importation of CITES Appendix I, Appendix II, and Appendix III protected timber species used for lumber or other wood products.

### FWS-USDA-CITES Clearance of Musical Instruments

The agreement between the U.S. Fish and Wildlife Service (FWS) and USDA, for the clearance of musical instruments made of non-living CITES plant material and CITES or non-CITES wildlife for import is as follows:

FWS Wildlife Inspectors can inspect and clear shipments of products containing **both** CITES listed non-living plant species **and** any CITES or non-CITES wildlife species (fauna/animal).

This guidance applies **only** to shipments of products that contain **both** CITES listed non-living plants **and** CITES or non-CITES wildlife.

See [U.S. Fish and Wildlife Service online guidance](#) and the published letter on [page A-19](#), as well as at [CITES.org](#) for more information on products containing **both** CITES-listed plants **and** CITES listed or non-CITES listed wildlife.

### Step 1: Confirm the Identity of the Timber or Articles

Currently, there are 6 CITES Appendix I species, 26 Appendix II taxa (21 species and 5 genera), and 7 CITES Appendix III species used for lumber or other wood products. The most frequently used common names are shown beside the scientific names listed below. For a list of other common names, see [Table 7-1](#) on page 7-1.

#### CITES Appendix I Species

The CITES Appendix I protected species are as follows:

- ◆ *Abies guatemalensis* (Guatemalan fir)
- ◆ *Araucaria araucana* (monkey puzzle tree)
- ◆ *Dalbergia nigra* (Brazilian rosewood)
- ◆ *Fitzroya cupressoides* (alerce)
- ◆ *Pilgerodendron uviferum* (pilgerodendron)
- ◆ *Podocarpus parlatorei* (Parlatore's podocarp)

## CITES Appendix II Species

The CITES Appendix II protected species are as follows:

- ◆ *Adansonia grandidieri* (giant baobab)
- ◆ *Azelaia* spp. (pod mahogany)
- ◆ *Aniba rosaeodora* (Brazilian rosewood)
- ◆ *Bulnesia sarmientoi* (galacwood)
- ◆ *Caryocar costaricense* (ajillo)
- ◆ *Cedrela* spp.
- ◆ *Dalbergia* spp. (rosewoods) **except** *Dalbergia nigra* (Brazilian rosewood)

### NOTICE

Effective January 2, 2017, the entire genus *Dalbergia* spp. (rosewoods) are CITES Appendix II **except** *Dalbergia nigra* (Brazilian rosewood) remains CITES Appendix I.

- ◆ *Diospyros* spp. (ebonies)
- ◆ *Gonystylus* spp. (ramin)
- ◆ *Guaiacum* spp. (lignum vitae)
- ◆ *Guibourtia demeusei* (red bubinga)
- ◆ *Guibourtia pellegriniana* (rose bubinga)
- ◆ *Guibourtia tessmannii* (rose bubinga)
- ◆ *Khaya* spp. (African mahogany)
- ◆ *Oreomunnea pterocarpa* (gavilan)
- ◆ *Osyris lanceolata* (African sandalwood)
- ◆ *Paubrasilia echinata* (Brazilwood)
- ◆ *Pericopsis elata* (afroformosa)
- ◆ *Platymiscium pleiostachyum* (cristobal graradillo)
- ◆ *Prunus africana* (African cherry, pygeum)
- ◆ *Pterocarpus* spp. (African rosewood, red sandalwood)
- ◆ *Senna meridionalis* (taraby)
- ◆ *Swietenia humilis* (Pacific Coast mahogany)
- ◆ *Swietenia macrophylla* (bigleaf mahogany)
- ◆ *Swietenia mahogani* (Caribbean mahogany)
- ◆ *Widdringtonia whytei* (Mulanje-cedar)

**NOTICE**

FWS Wildlife Inspectors can inspect and clear shipments of products containing both CITES listed non-living plant species and any wildlife species that may be either CITES or non-CITES listed species. This guidance **only** applies to shipments that contain **both** CITES listed plants **and** wildlife. See the FWS notice on [page A-19](#).

### CITES Appendix III Species

The CITES Appendix III protected species are as follows:

- ◆ *Dipteryx panamensis* (almendro)
- ◆ *Fraxinus mandshurica* (manchurian ash)
- ◆ *Magnolia liliifera* var. *obovata* (magnolia)
- ◆ *Pinus koraiensis* (Korean pine)
- ◆ *Podocarpus neriifolius* (podocarp)
- ◆ *Quercus mongolica* (mongolian oak)
- ◆ *Tetracentron sinense* (tetracentron)

## Shipping Documents Review

To determine that the importation is of a CITES Appendix I, Appendix II, or Appendix III timber species, review the shipping documents. Regulations require CITES plants be identified to their genus and species by any **one** of the following:

- ◆ Label
- ◆ Invoice
- ◆ Packing list
- ◆ Tag
- ◆ Other document accompanying the shipment

The exporter or the exporter's agent is responsible for providing you with the scientific name of the timber species traded. CITES regulated timber may be manifested or invoiced by a trade name or a local name. If you are given a common name that is **not** listed in [Table 7-1](#), and you want to confirm the scientific name of the material being imported to determine if the wood is listed as regulated, then search the [Checklist of CITES species](#) database on the CITES web site.

## Checklist of CITES Species Database

Use the [Checklist of CITES Species](#) database to do the following:

- ◆ Generate an Index of CITES Species (an alphabetical list of all plant taxa (and animal taxa) currently included in the CITES Appendixes)
- ◆ Search and view by CITES Appendix listing
- ◆ Search and view by common name (refer to the main record)
- ◆ Search and view by country
- ◆ Search and view by scientific name (main records and contain all information)
- ◆ Search and view by scientific synonym (refer to the main record)
- ◆ Provide a history of CITES Listings (an historical record of all CITES listings since 1975, including all reservations and annotations)

### NOTICE

The Checklist of CITES species database **does not** include all common names and synonyms for CITES-regulated species.

### CITES Timber Species Recognition and Wood Identification

For timber species commodity recognition and a synopsis of wood identification, see [Wood Identification](#) on page E-1. For detailed instructions on how to identify wood of CITES regulated species, see the *CITES Identification Guide—Tropical Woods* guide.

### Urgent Interception Identification

If after inspecting the wood or articles and reviewing the entry paperwork, you are still unable to determine the identity of the wood or articles or suspect or question that the article is **not** as identified on the manifest or invoice, then do as follows:

1. Contact the PPQ Area Identifier Botanist <sup>1</sup> that services your port to determine if taking a sample of the wood is necessary.
2. You may be directed (by the PPQ Botanist) to sample the commodity and send the sample for identification.
3. If you are instructed to send the interception(s) to a PPQ Area Identifier specializing in CITES wood identification, then see [Table 2-2](#).
  - A. Complete the Interception Record for URGENT identification in ARM.
  - B. Enclose the specimen and interception form(s) in an escape proof package.
  - C. Affix black and yellow tape to the outside of the package.
  - D. Ship to the PPQ Area Identifier (listed in [Table 2-2](#)) using an overnight delivery service with tracking capacity.
4. If you are instructed by the PPQ Botanist or Area Specialist (specializing in CITES wood identification) to send the interception to:
  - ❖ PRIMARY: U.S. Forest Service International Programs Wood Identification and Screening center (WISC), or
  - ❖ SECONDARY: National Fish and Wildlife Forensic Lab, or
  - ❖ TERTIARY: USDA Forest Products Laboratory,then see [Table 2-3](#).
  - A. Contact the laboratory to confirm an analyst is available and to verify shipping procedures and required paperwork.
  - B. Complete the required paperwork.
  - C. Enclose the specimen(s) and interception form(s) in escape-proof packaging with tape.
  - D. Clearly initial and date on the tape.

---

<sup>1</sup> CBP and PPQ: To locate the name, phone number, and address of the PPQ Botanist that services your port, see the [List of PPQ Identifiers and National Specialists](#).



- E. Include the National CITES Coordinator, Dr. John Veremis, e-mail [john.veremis@usda.gov](mailto:john.veremis@usda.gov) on all communications.
- F. Follow the laboratory’s shipping procedures and send the package to the designated laboratory (Table 2-3) as instructed by the PPQ Botanist or Area Specialist.

**Table 2-2 List of PPQ Area Identifiers Specializing in CITES Wood Identification**

Hub	PPQ Area Identifier Specializing in CITES Wood Identification	Phone	FAX
Eastern	<b>USDA-APHIS-PPQ</b> Plant Inspection Station Attn: Leo Castaneda, Botanist PO Box 660520 Miami, FL 33266	305/492-1854	305/492-1742
Western	<b>USDA-APHIS-PPQ</b> Plant Inspection Station Attn: Jamal Al-Henaid, Botanist 222 Kansas Street El Segundo, CA 90245	310/955-3277 or 310/955-3279	310/955-3346

**Table 2-3 List of Other Identifiers Specializing in CITES Wood Identification**

Laboratory Specialist in CITES Wood Identification	Phone	FAX
<b>USFS International Programs Wood Identification and Screening Center</b> c/o National Fish and Wildlife Forensic Laboratory 1490 East Main Street Ashland, OR 97520-1310	385/239-8260 541/488-6526	
<b>National Fish and Wildlife Forensic Laboratory</b> 1490 East Main Street Ashland, OR 97520-1310	541/482-4191	541/482-4989
<b>USDA Forest Products Laboratory</b> Attn: Michael Wiemann or Alex Wiedenhoef One Gifford Pinchot Drive Madison, WI 53726-2398	608/231-9384 (Michael) 608/231-9258 (Alex)	

## Step 2: Confirm the Article Being Imported Is Regulated

CITES annotates some of the listed timber species to include or exclude certain parts and derivatives. To confirm that the listed article being imported is regulated by CITES Appendix I, Appendix II, or Appendix III, inspect the consignment and verify the description of the commodity on the accompanying shipping documents. Then continue, using [Table 2-4](#).

**Table 2-4 Determine if a Timber Species Is Regulated by CITES Appendix I, Appendix II, or Appendix III**

If the timber species is:	And the country of origin is:	And the parts or derivatives being imported are:	And:	Then:
<b>NOTICE</b>				
Other woody species and species that simulate the growth characteristics of woody species (such as cycads and palms), used solely for medicinal/herbal medicines or as horticultural specimens are <b>not</b> covered in this manual.				
<i>Abies guatemalensis</i> (Guatemalan fir)	Any country	All parts and derivatives, including manufactured and finished products <sup>1</sup>	→	The articles are CITES <b>Appendix I</b> regulated GO to <a href="#">Step 3: Determine Your Authority</a> on page 2-28
<i>Adansonia grandidieri</i> (giant baobab)	Any country	All parts and derivatives <b>except</b> seeds, spores, pollen (including pollinia); seedling or tissue cultures obtained in vitro, in solid or liquid media, transported in sterile containers; cut flowers of artificially propagated plants; fruits, and parts and derivatives of artificially propagated plants of the genus <i>Vanilla</i>	→	The articles are CITES <b>Appendix II</b> regulated GO to <a href="#">Step 3: Determine Your Authority</a> on page 2-28
			→	1. VERIFY by physical inspection that the articles are seeds, spores, pollen (including pollinia); seedling or tissue cultures obtained in vitro, in solid or liquid media, transported in sterile containers; cut flowers of artificially propagated plants; fruits, and parts and derivatives of artificially propagated plants of the genus <i>Vanilla</i> 2. The articles are <b>not</b> regulated by CITES

**Table 2-4 Determine if a Timber Species Is Regulated by CITES Appendix I, Appendix II, or Appendix III (continued)**

If the timber species is:	And the country of origin is:	And the parts or derivatives being imported are:	And:	Then:
<i>Azelia</i> spp. (pod mahogany)	African countries	<ul style="list-style-type: none"> <li>◆ Logs <sup>4</sup></li> <li>◆ Lumber <sup>5</sup></li> <li>◆ Veneer <sup>6</sup></li> <li>◆ Plywood <sup>19</sup></li> <li>◆ Transformed wood <sup>130</sup></li> </ul>	→	<p>The articles are CITES <b>Appendix II</b> regulated</p> <p>GO to <a href="#">Step 3: Determine Your Authority</a> on page 2-28</p>
		Other than logs, lumber, veneer, plywood, transformed wood	→	<ol style="list-style-type: none"> <li>1. VERIFY by physical inspection that the articles are <b>not</b> logs, lumber, veneer, plywood, transformed wood</li> <li>2. The articles are <b>not</b> CITES regulated; EXIT this manual</li> </ol>
	Other than African countries	→	<ol style="list-style-type: none"> <li>1. REVIEW the shipping documents to verify the country of origin is <b>other than</b> African countries.</li> <li>2. The articles are <b>not</b> regulated by CITES; EXIT this manual</li> </ol>	
<i>Aniba rosaeodora</i> (Brazilian rosewood)	Any country	<ul style="list-style-type: none"> <li>◆ Logs <sup>4</sup></li> <li>◆ Lumber <sup>5</sup></li> <li>◆ Plywood <sup>19</sup></li> <li>◆ Veneer <sup>6</sup></li> </ul>	→	<p>The articles are CITES <b>Appendix II</b> regulated</p> <p>GO to <a href="#">Step 3: Determine Your Authority</a> on page 2-28</p>
		Extracts <sup>2</sup>	Are finished products containing extracts as ingredients, including fragrances	<ol style="list-style-type: none"> <li>1. VERIFY by physical inspection that the articles are finished products containing extracts as ingredients, including fragrances</li> <li>2. The articles are <b>not</b> regulated by CITES; EXIT this manual</li> </ol>
			Are <b>other than</b> finished products containing extracts as ingredients	<p>The articles are CITES <b>Appendix II</b> regulated</p> <p>GO to the <a href="#">Wood and Wood Byproducts</a> section of the <a href="#">Agricultural Commodity and Import Requirements database</a> to regulate</p>
		Other than logs, lumber, plywood, veneer, or extracts	→	<ol style="list-style-type: none"> <li>1. VERIFY by physical inspection that the articles are <b>not</b> logs, lumber, plywood, veneer, and extracts</li> <li>2. The articles are <b>not</b> regulated by CITES; EXIT this manual</li> </ol>

**Table 2-4 Determine if a Timber Species Is Regulated by CITES Appendix I, Appendix II, or Appendix III (continued)**

If the timber species is:	And the country of origin is:	And the parts or derivatives being imported are:	And:	Then:
<i>Araucaria araucana</i> (Monkey puzzle tree)	Any country	All parts and derivatives, including manufactured and finished products <sup>3</sup>	→	The articles are <b>CITES Appendix I</b> regulated GO to <a href="#">Step 3: Determine Your Authority</a> on page 2-28
<i>Bulnesia sarmientoi</i> (gaiacwood)	Any country	◆ Logs <sup>4</sup> ◆ Lumber <sup>5</sup> ◆ Plywood <sup>19</sup> ◆ Veneer <sup>6</sup>	→	The articles are <b>CITES Appendix II</b> regulated GO to <a href="#">Step 3: Determine Your Authority</a> on page 2-28
		◆ Extracts ◆ Powder	→	The articles are <b>CITES Appendix II</b> regulated GO to the <a href="#">Wood and Wood Byproducts</a> section of the <a href="#">Agricultural Commodity and Import Requirements</a> database to regulate
		<b>Other than</b> extracts, logs, lumber, plywood, powder, veneer	→	1. VERIFY by physical inspection that the articles are <b>not</b> extracts, logs, lumber, plywood, powder, or veneer 2. The articles are <b>not</b> CITES regulated; EXIT this manual
<i>Caryocar costaricense</i> (ajillo)	Any country	All parts and derivatives, including manufactured and finished products <sup>4</sup>	→	The articles are <b>CITES Appendix II</b> regulated GO to <a href="#">Step 3: Determine Your Authority</a> on page 2-28
<i>Cedrela</i> spp.	Neotropics <sup>5</sup> (includes articles originating in the Neotropics that were re-exported from another country)	◆ Logs <sup>4</sup> ◆ Lumber <sup>5</sup> ◆ Plywood <sup>19</sup> ◆ Veneer <sup>6</sup>	→	The articles are <b>CITES Appendix II</b> regulated GO to <a href="#">Step 3: Determine Your Authority</a> on page 2-28
		<b>Other than</b> logs, lumber, plywood or veneer	→	1. VERIFY by physical inspection that the articles are <b>not</b> logs, lumber, plywood, or veneer 2. The articles are <b>not</b> regulated by CITES; EXIT this manual
	<b>Other than</b> the Neotropics		→	1. REVIEW the shipping documents to verify the country of origin is <b>other than</b> the Neotropics <sup>5</sup> 2. The articles are <b>not</b> regulated by CITES; EXIT this manual

**Table 2-4 Determine if a Timber Species Is Regulated by CITES Appendix I, Appendix II, or Appendix III (continued)**

If the timber species is:	And the country of origin is:	And the parts or derivatives being imported are:	And:	Then:
<p><i>Dalbergia</i> spp. <b>except</b> <i>Dalbergia nigra</i></p>	<p>Mexico</p>	<ul style="list-style-type: none"> <li>◆ Logs <sup>4</sup></li> <li>◆ Lumber <sup>5</sup></li> <li>◆ Plywood <sup>19</sup></li> <li>◆ Veneer <sup>6</sup></li> </ul>	<p>Exported from Mexico</p>	<p>The articles are CITES <b>Appendix II (except <i>Dalbergia nigra</i>)</b> GO to <a href="#">Step 3: Determine Your Authority</a> on page 2-28</p>
			<p>Exported from <b>other than</b> Mexico</p>	<p>The articles are CITES <b>Appendix II (except <i>Dalbergia nigra</i>)</b> GO to <a href="#">Step 3: Determine Your Authority</a> on page 2-28</p>
		<p><b>Other than</b> logs, lumber, plywood, veneer</p>	<p>Exported from Mexico</p>	<p>VERIFY by physical inspection that the articles are <b>not</b> logs, lumber, plywood, veneer  The articles are <b>not</b> regulated by CITES; EXIT this manual</p>
		<p>Exported from <b>other than</b> Mexico</p>	<p>The articles are CITES <b>Appendix II</b> GO to <a href="#">Step 3: Determine Your Authority</a> on page 2-28</p>	
		<p>—————→</p>		<p>CONTINUE to next page</p>

**Table 2-4 Determine if a Timber Species Is Regulated by CITES Appendix I, Appendix II, or Appendix III (continued)**

If the timber species is:	And the country of origin is:	And the parts or derivatives being imported are:	And:	Then:
<i>Dalbergia</i> spp. <b>except</b> <i>Dalbergia nigra</i>	Other than Mexico	All parts and derivatives <b>except</b> leaves, flowers, pollen, fruits, seeds, <a href="#">Finished musical instruments</a> , <a href="#">Finished musical instrument accessories</a> , <a href="#">Finished musical instrument parts</a>	Other than finished products	The articles are CITES <b>Appendix II</b> GO to <a href="#">Step 3: Determine Your Authority</a> on page 2-28
			Finished products weight is <b>more than</b> 10 kg per shipment <sup>6</sup> (wood weight per product)	The articles are CITES <b>Appendix II</b> GO to <a href="#">Step 3: Determine Your Authority</a> on page 2-28
			Finished products weight 10 kg or <b>less</b> per shipment; <sup>6</sup> (wood weight per product) <sup>6</sup>	VERIFY by physical inspection that the shipment is 10 kg or less The articles are <b>not</b> regulated by CITES
		<a href="#">Finished musical instruments</a> <a href="#">Finished musical instrument accessories</a> , <a href="#">Finished musical instrument parts</a>	—————→	VERIFY by physical inspection that the articles are finished musical instruments, finished musical instrument accessories, and finished musical instrument parts The articles are <b>not</b> regulated by CITES
		Leaves, flowers, pollen, fruits, seeds	—————→	VERIFY by physical inspection that the articles are flowers, fruits, leaves, pollen, seeds The articles are <b>not</b> regulated by CITES; EXIT this manual
<i>Dalbergia nigra</i> (Brazilian rosewood)	Any country	All parts and derivatives, including manufactured and finished products	—————→	The articles are CITES <b>Appendix I</b> regulated GO to <a href="#">Step 3: Determine Your Authority</a> on page 2-28

**Table 2-4 Determine if a Timber Species Is Regulated by CITES Appendix I, Appendix II, or Appendix III (continued)**

If the timber species is:	And the country of origin is:	And the parts or derivatives being imported are:	And:	Then:
<i>Diospyros</i> spp. (ebonies)	Madagascar (includes articles originating in Madagascar that were re-exported from another country)	◆ Logs <sup>4</sup> ◆ Lumber <sup>5</sup> ◆ Veneer <sup>6</sup>	→	The articles are <b>CITES Appendix II</b> regulated  GO to <a href="#">Step 3: Determine Your Authority</a> on page 2-28
		<b>Other than logs, lumber, or veneer</b>	→	1. VERIFY, by physical inspection, that the articles are <b>not</b> logs, lumber, or veneer 2. The articles are <b>not</b> regulated by CITES; EXIT this manual
	<b>Other than Madagascar</b>	→	1. REVIEW the shipping documents to verify the country of origin is <b>other than</b> Madagascar 2. The articles are <b>not</b> regulated by CITES; EXIT this manual	
<i>Dipteryx panamensis</i> (almendro, Tonka bean)	Any country	All parts and derivatives, including manufactured and finished products <sup>7</sup>	→	The articles are <b>CITES Appendix III</b> regulated  GO to <a href="#">Step 3: Determine Your Authority</a> on page 2-28
<i>Fitzroya cupressoides</i> (alerce)	Any country	All parts and derivatives, including manufactured and finished products <sup>8</sup>	→	The articles are <b>CITES Appendix I</b> regulated  GO to <a href="#">Step 3: Determine Your Authority</a> on page 2-28
<i>Fraxinus mandshurica</i> (manchurian ash)	Any country	◆ Logs <sup>4</sup> ◆ Lumber <sup>5</sup> ◆ Veneer <sup>6</sup>	→	The articles are <b>CITES Appendix III</b> regulated
		<b>Other than logs, lumber, veneer</b>	→	1. VERIFY, by physical inspection, that the articles are <b>not</b> logs, lumber, or veneer 2. The articles are <b>not</b> regulated by CITES; EXIT this manual
<i>Gonystylus</i> spp. (ramin)	Any country	All parts and derivatives, including manufactured and finished products <sup>9</sup>	→	The articles are <b>CITES Appendix II</b> regulated  GO to <a href="#">Step 3: Determine Your Authority</a> on page 2-28

**Table 2-4 Determine if a Timber Species Is Regulated by CITES Appendix I, Appendix II, or Appendix III (continued)**

If the timber species is:	And the country of origin is:	And the parts or derivatives being imported are:	And:	Then:
<i>Guaiacum</i> spp. (lignum vitae)	Any country	All parts and derivatives, <b>except</b> finished products packaged and ready for retail trade <sup>10</sup>	→	The articles are <b>CITES Appendix II</b> regulated  GO to <a href="#">Step 3: Determine Your Authority</a> on page 2-28
		Finished products packaged and ready for retail trade	Packaged and ready for retail trade	1. VERIFY by physical inspection that the articles are packaged and ready for retail trade 2. The articles are <b>not</b> regulated by CITES; EXIT this manual
			<b>Not</b> packaged and ready for retail trade	The articles are CITES Appendix II regulated  GO to <a href="#">Step 3: Determine Your Authority</a> on page 2-28
<i>Guibourtia demeusei</i>	Any country	All parts and derivatives <b>except</b> leaves, flowers, pollen, fruits, seeds, <a href="#">Finished musical instruments</a> , <a href="#">Finished musical instrument accessories</a> , <a href="#">Finished musical instrument parts</a>	<b>Other than</b> finished products	The articles are CITES <b>Appendix II</b>  GO to <a href="#">Step 3: Determine Your Authority</a> on page 2-28
			Finished products weigh <b>more than</b> 10 kg per shipment <sup>6</sup> (wood each product)	The articles are CITES <b>Appendix II</b> GO to <a href="#">Step 3: Determine Your Authority</a> on page 2-28
			Finished products maximum weight 10 kg or <b>less</b> per shipment <sup>6</sup> (wood each product)	VERIFY by physical inspection that the shipment is 10 kg or less  The articles are <b>not</b> regulated by CITES
		<ul style="list-style-type: none"> <li>◆ <a href="#">Finished musical instruments</a></li> <li>◆ <a href="#">Finished musical instrument parts</a></li> <li>◆ <a href="#">finished products packed and ready for retail trade</a></li> </ul>	→	VERIFY by physical inspection that the articles are finished musical instruments, finished musical instrument accessories, and finished musical instrument parts  The articles are <b>not</b> regulated by CITES
		Leaves, flowers, pollen, fruits, seeds	→	VERIFY by physical inspection that the articles are flowers, fruits, leaves, pollen, seeds  The articles are <b>not</b> regulated by CITES; EXIT this manual



**Table 2-4 Determine if a Timber Species Is Regulated by CITES Appendix I, Appendix II, or Appendix III (continued)**

If the timber species is:	And the country of origin is:	And the parts or derivatives being imported are:	And:	Then:
<i>Guibourtia pellegriniana</i>	Any country	All parts and derivatives <b>except</b> leaves, flowers, pollen, fruits, seeds, <a href="#">Finished musical instruments</a> , <a href="#">Finished musical instrument accessories</a> , <a href="#">Finished musical instrument parts</a>	<b>Other than</b> finished products	The articles are CITES <b>Appendix II</b> GO to <a href="#">Step 3: Determine Your Authority</a> on page 2-28
			Finished products weigh <b>more than</b> 10 kg per shipment <sup>6</sup> (wood each product)	The articles are CITES <b>Appendix II</b> GO to <a href="#">Step 3: Determine Your Authority</a> on page 2-28
			Finished products <b>other than</b> weight 10 kg or <b>less</b> per shipment <sup>6</sup> (wood each product)	VERIFY by physical inspection that the shipment is 10 kg or less The articles are <b>not</b> regulated by CITES
		<a href="#">Finished musical instruments</a> , <a href="#">Finished musical instrument accessories</a> , <a href="#">Finished musical instrument parts</a>	→	VERIFY by physical inspection that the articles are finished musical instruments, finished musical instrument accessories, and finished musical instrument parts The articles are <b>not</b> regulated by CITES
		Leaves, flowers, pollen, fruits, seeds	→	VERIFY by physical inspection that the articles are flowers, fruits, leaves, pollen, seeds The articles are <b>not</b> regulated by CITES; EXIT this manual

**Table 2-4 Determine if a Timber Species Is Regulated by CITES Appendix I, Appendix II, or Appendix III (continued)**

If the timber species is:	And the country of origin is:	And the parts or derivatives being imported are:	And:	Then:
<i>Guibourtia tessmannii</i>	Any country	All parts and derivatives <b>except</b> leaves, flowers, pollen, fruits, seeds, <a href="#">Finished musical instruments</a> , <a href="#">Finished musical instrument accessories</a> , <a href="#">Finished musical instrument parts</a>	<b>Other than</b> finished products	The articles are CITES <b>Appendix II</b> GO to <a href="#">Step 3: Determine Your Authority</a> on page 2-28
			Finished products maximum weight <b>more than</b> 10 kg per shipment <sup>6</sup> (wood each product)	The articles are CITES <b>Appendix II</b> GO to <a href="#">Step 3: Determine Your Authority</a> on page 2-28
			Finished products maximum weight 10 kg or <b>less</b> per shipment <sup>6</sup> (wood each product)	VERIFY by physical inspection that the shipment is 10 kg or less The articles are <b>not</b> regulated by CITES
		<a href="#">Finished musical instruments</a> , <a href="#">Finished musical instrument accessories</a> , <a href="#">Finished musical instrument parts</a>	→	VERIFY by physical inspection that the articles are finished musical instruments, finished musical instrument accessories, and finished musical instrument parts The articles are <b>not</b> regulated by CITES
		Leaves, flowers, pollen, fruits, seeds	→	VERIFY by physical inspection that the articles are flowers, fruits, leaves, pollen, seeds The articles are <b>not</b> regulated by CITES; EXIT this manual
<i>Khaya</i> spp. (African mahogany)	African countries	◆ Logs <sup>4</sup> ◆ Lumber <sup>5</sup> ◆ Veneer <sup>6</sup> ◆ Plywood <sup>19</sup> ◆ Transformed wood <sup>13</sup>	→	The articles are CITES <b>Appendix II</b> regulated GO to <a href="#">Step 3: Determine Your Authority</a> on page 2-28
		<b>Other than</b> logs, lumber, veneer, plywood, transformed wood	→	1. VERIFY by physical inspection that the articles are <b>not</b> logs, lumber, plywood, veneer, or transformed wood 2. The articles are <b>not</b> CITES regulated; EXIT this manual
	<b>Other than</b> African countries	→	1. REVIEW the shipping documents to verify the country of origin is <b>other than</b> African countries. 2. The articles are <b>not</b> regulated by CITES; EXIT this manual	

**Table 2-4 Determine if a Timber Species Is Regulated by CITES Appendix I, Appendix II, or Appendix III (continued)**

If the timber species is:	And the country of origin is:	And the parts or derivatives being imported are:	And:	Then:
<i>Magnolia liliifera</i> var. <i>obovata</i> (magnolia)	Any country	All parts and derivatives, including manufactured and finished products <sup>11</sup>	→	The articles are <b>CITES Appendix III</b> regulated GO to <a href="#">Step 3: Determine Your Authority</a> on page 2-28
<i>Oreomunnea pterocarpa</i> (gavilan)	Any country	All parts and derivatives, including manufactured and finished products <sup>12</sup>	→	The articles are <b>CITES Appendix II</b> regulated GO to <a href="#">Step 3: Determine Your Authority</a> on page 2-28
<i>Osyris lanceolata</i> (African sandalwood)	Burundi Ethiopia Kenya Rwanda Uganda United Republic of Tanzania	All parts and derivatives, <b>except</b> finished products packaged and ready for retail trade	→	The articles are <b>CITES Appendix II</b> regulated GO to <a href="#">Step 3: Determine Your Authority</a> on page 2-28
		Finished products	Packaged and ready for retail trade	1. VERIFY by physical inspection, that the finished products are packaged and ready for retail sale 2. The articles are <b>not</b> regulated by CITES; EXIT this manual
			<b>Not</b> packaged and ready for retail trade	The articles are <b>CITES Appendix II</b> regulated GO to <a href="#">Step 3: Determine Your Authority</a> on page 2-28

**Table 2-4 Determine if a Timber Species Is Regulated by CITES Appendix I, Appendix II, or Appendix III (continued)**

If the timber species is:	And the country of origin is:	And the parts or derivatives being imported are:	And:	Then:
<i>Paubrasilia echinata</i> (Brazilwood)	Any country	All parts and derivatives and finished products <b>except</b>  Finished musical instruments, Finished musical instrument accessories, Finished musical instrument parts	Other than finished products	The articles are CITES <b>Appendix II</b>  GO to <a href="#">Step 3: Determine Your Authority</a> on page 2-28
			Finished products maximum weight <b>more than</b> 10 kg per shipment <sup>6</sup> (wood each product)	The articles are CITES <b>Appendix II</b> GO to <a href="#">Step 3: Determine Your Authority</a> on page 2-28
			Finished products maximum weight 10 kg or <b>less</b> per shipment <sup>6</sup> (wood each product)	VERIFY by physical inspection that the shipment is 10 kg or less  The articles are <b>not</b> regulated by CITES
		Finished musical instruments, Finished musical instrument accessories, Finished musical instrument parts	—————→	VERIFY by physical inspection that the articles are finished musical instruments, finished musical instrument accessories, and finished musical instrument parts  The articles are <b>not</b> regulated by CITES
<i>Pericopsis elata</i> (afroformosa)	Any country	◆ Logs <sup>4</sup> ◆ Lumber <sup>5</sup> ◆ Plywood <sup>19</sup> ◆ Transformed wood <sup>13</sup> ◆ Veneer <sup>6</sup>	—————→	The articles are <b>CITES Appendix II</b> regulated  GO to <a href="#">Step 3: Determine Your Authority</a> on page 2-28
		Other than logs, lumber, or veneer	—————→	1. VERIFY, by physical inspection, that the articles are <b>not</b> logs, lumber, or veneer 2. The articles are <b>not</b> regulated by CITES; EXIT this manual
<i>Pilgerodendron uviferum</i> (pilgerodendron)	Any country	All parts and derivatives, including manufactured and finished products <sup>14</sup>	—————→	The articles are <b>CITES Appendix I</b> regulated  GO to <a href="#">Step 3: Determine Your Authority</a> on page 2-28

**Table 2-4 Determine if a Timber Species Is Regulated by CITES Appendix I, Appendix II, or Appendix III (continued)**

If the timber species is:	And the country of origin is:	And the parts or derivatives being imported are:	And:	Then:
<i>Pinus koraiensis</i> (Korean pine)	Any country	<ul style="list-style-type: none"> <li>◆ Logs <sup>4</sup></li> <li>◆ Lumber <sup>5</sup></li> <li>◆ Veneer <sup>6</sup></li> </ul>	→	The articles are <b>CITES Appendix III</b> regulated  GO to <a href="#">Step 3: Determine Your Authority</a> on page 2-28
		Other than logs, lumber, or veneer	→	<ol style="list-style-type: none"> <li>1. VERIFY by physical inspection that the articles are <b>not</b> logs, lumber, or veneer</li> <li>2. The articles are <b>not</b> regulated by CITES; EXIT this manual</li> </ol>
<i>Platymiscium pleiostachym</i> (crisobal garadillo)	Any country	All parts and derivatives, including manufactured and finished products <sup>15</sup>	→	The articles are <b>CITES Appendix II</b> regulated  GO to <a href="#">Step 3: Determine Your Authority</a> on page 2-28
<i>Podocarpus neriifolius</i> (podocarp)	Any country	All parts and derivatives, including manufactured and finished products	→	The articles are <b>CITES Appendix III</b> regulated  GO to <a href="#">Step 3: Determine Your Authority</a> on page 2-28
<i>Podocarpus parlatorei</i> (Parlatore's podocarp)	Any country	All parts and derivatives, including manufactured and finished products	→	The articles are <b>CITES Appendix I</b> regulated  GO to <a href="#">Step 3: Determine Your Authority</a> on page 2-28
<i>Prunus africana</i> (African cherry, pygeum)	Any country	All parts and derivatives including manufactured and finished products	→	The articles are <b>CITES Appendix II</b> regulated  GO to <a href="#">Step 3: Determine Your Authority</a> on page 2-28

**Table 2-4 Determine if a Timber Species Is Regulated by CITES Appendix I, Appendix II, or Appendix III (continued)**

If the timber species is:	And the country of origin is:	And the parts or derivatives being imported are:	And:	Then:
<i>Pterocarpus</i> spp. (African rosewood, kosso) <b>except</b> <i>Pterocarpus santalinus</i>	African countries	<ul style="list-style-type: none"> <li>◆ Logs <sup>4</sup></li> <li>◆ Lumber <sup>5</sup></li> <li>◆ Veneer <sup>6</sup></li> <li>◆ Plywood <sup>19</sup></li> <li>◆ Transformed wood <sup>13</sup></li> </ul>	→	The articles are CITES <b>Appendix II</b> regulated  GO to <a href="#">Step 3: Determine Your Authority</a> on page 2-28
		<b>Other than</b> extracts, logs, lumber, veneer, plywood, transformed wood,	→	<ol style="list-style-type: none"> <li>1. VERIFY by physical inspection that the articles are <b>not</b> logs, lumber, plywood, veneer, or transformed wood</li> <li>2. The articles are <b>not</b> CITES regulated; EXIT this manual</li> </ol>
	Other than African countries		→	<ol style="list-style-type: none"> <li>1. REVIEW the shipping documents to verify the country of origin is <b>other than</b> African countries.</li> <li>2. The articles are <b>not</b> regulated by CITES; EXIT this manual</li> </ol>
<i>Pterocarpus santalinus</i>  (red sandalwood, redsanders)	Any country	<ul style="list-style-type: none"> <li>◆ Logs <sup>4</sup></li> <li>◆ Wood chips <sup>16</sup></li> <li>◆ Extracts</li> <li>◆ Powder</li> </ul>	→	The articles are <b>CITES Appendix II</b> regulated  GO to <a href="#">Step 3: Determine Your Authority</a> on page 2-28
		<b>Other than</b> logs, wood chips, extracts, powder	→	<ol style="list-style-type: none"> <li>1. VERIFY by physical inspection that the articles are <b>not</b> logs or wood chips</li> <li>2. The articles are <b>not</b> regulated by CITES; EXIT this manual</li> </ol>
<i>Quercus mongolica</i> (oak)	Any country	<ul style="list-style-type: none"> <li>◆ Logs <sup>4</sup></li> <li>◆ Lumber <sup>5</sup></li> <li>◆ Veneer <sup>6</sup></li> </ul>	→	The articles are CITES <b>Appendix III</b> regulated  GO to <a href="#">Step 3: Determine Your Authority</a> on page 2-28
		<b>Other than</b> logs, lumber, veneer	→	<ol style="list-style-type: none"> <li>1. VERIFY by physical inspection that the articles are <b>not</b> logs, lumber, veneer</li> <li>2. The articles are <b>not</b> regulated by CITES; EXIT this manual</li> </ol>
<i>Senna meridionalis</i> (taraby)	Any country	All parts and derivatives including manufactured and finished products	→	The articles are CITES <b>Appendix II</b> regulated  GO to <a href="#">Step 3: Determine Your Authority</a> on page 2-28

**Table 2-4 Determine if a Timber Species Is Regulated by CITES Appendix I, Appendix II, or Appendix III (continued)**

If the timber species is:	And the country of origin is:	And the parts or derivatives being imported are:	And:	Then:
<i>Swietenia humilis</i> (Pacific Coast mahogany)	Any country	All parts and derivatives, including manufactured and finished products <sup>17</sup>	→	The articles are <b>CITES Appendix II</b> regulated GO to <a href="#">Step 3: Determine Your Authority</a> on page 2-28
<i>Swietenia macrophylla</i> (bigleaf mahogany)	Neotropics <sup>18</sup>  (includes articles originating in the Neotropics that were re-exported from another country), <b>except</b> Brazil or Nicaragua <sup>20</sup>	◆ Logs <sup>4</sup> ◆ Lumber <sup>5</sup> ◆ Plywood <sup>19</sup> ◆ Veneer <sup>6</sup>	→	The articles are <b>CITES Appendix II</b> regulated GO to <a href="#">Step 3: Determine Your Authority</a> on page 2-28
		<b>Other than</b> logs, lumber, plywood, or veneer	→	1. VERIFY by physical inspection that the articles are <b>not</b> logs, lumber, plywood, or veneer 2. The articles are <b>not</b> regulated by CITES; EXIT this manual
	Brazil or Nicaragua <sup>20</sup>		→	1. PLACE the shipment on HOLD 2. CONTACT the National CITES Specialist <sup>21</sup> for verification of the CITES documentation 3. If the National CITES Specialist is <b>not</b> available, then contact the National CITES Coordinator <sup>21</sup>
	<b>Other than</b> Brazil, the Neotropics, or Nicaragua		→	1. REVIEW the shipping documents to verify the country of origin is <b>other than</b> Brazil, the Neotropics, <sup>18</sup> or Nicaragua 2. The articles are <b>not</b> regulated by CITES; EXIT this manual
<i>Swietenia mahoganii</i> (Caribbean mahogany)	Any country	◆ Logs <sup>4</sup> ◆ Lumber <sup>5</sup> ◆ Veneer <sup>6</sup>	→	The articles are <b>CITES Appendix II</b> regulated GO to <a href="#">Step 3: Determine Your Authority</a> on page 2-28
		<b>Other than</b> logs, lumber, or veneer	→	1. VERIFY, by physical inspection, that the articles are <b>not</b> logs, lumber, or veneer 2. The articles are <b>not</b> regulated by CITES; EXIT this manual
<i>Tetracentron sinense</i> (Tetracentron)	Any country	All parts and derivatives, including manufactured and finished products <sup>22</sup>	→	The articles are <b>CITES Appendix III</b> regulated GO to <a href="#">Step 3: Determine Your Authority</a> on page 2-28

**Table 2-4 Determine if a Timber Species Is Regulated by CITES Appendix I, Appendix II, or Appendix III (continued)**

If the timber species is:	And the country of origin is:	And the parts or derivatives being imported are:	And:	Then:
<i>Widdringtonia whytei</i> (Mulanje cedar)	Any country	All parts and derivatives, including manufactured and finished products	→	The articles are CITES <b>Appendix II</b> regulated GO to <a href="#">Step 3: Determine Your Authority</a> on page 2-28

- 1 Includes building material, cabinetmaking material, charcoal, firewood, flooring, food containers, fuel wood, furniture, joinery, light construction material, matches, particleboard, plywood, pulp/paper products, roof shingles, and veneer, etc.
- 2 Extract: Any substance obtained directly from plant material by physical or chemical means regardless of the manufacturing process. An extract may be solid (e.g., crystals, resin, fine or coarse particles), semi-solid (gums, waxes), or liquid (e.g., solutions, tinctures, oil and essential oils).
- 3 Includes construction material, flooring, furniture, joinery, plywood, pulp/paper products, railroad ties, and vehicle parts, etc.
- 4 Includes railroad ties.
- 5 Populations of the Neotropics include the Caribbean, Central America, Mexico, and South America.
- 6 The term “10 kg per shipment” the 10 kg limit should be interpreted as referring to the weight of the individual portions of each item in the shipment made of the species concerned. In other words, the 10 kg limit is to be assessed against the weight of the individual portions of wood of *Dalbergia*/*Guibourtia* species contained in each item of the shipment, rather than against the total weight of the shipment.
- 7 Includes agricultural implements, bearings and bushings, barge and dock fenders, boat construction articles, chemical derivatives, cogs and shafts, cross ties, fishing rods, flooring, furniture, heavy construction and pulp mill equipment, railroad ties, sporting goods, tool handles, turnery, and veneer, etc.
- 8 Includes agricultural implements, boat building materials (general), boat masts, boxes and crates, cabinetmaking materials, carvings, cigar boxes, construction materials, cooperages, flooring, food containers, fuel wood, furniture, furniture components, joinery, mathematical instruments, mine timbers, musical instruments, particleboard, pencils, piling, plywood, poles, pulp/paper products, shakes, shingles, sporting goods, toys, and vats, etc. See [FWS-USDA-CITES Clearance of Musical Instruments](#).
- 9 Includes brush backs, building materials, ceilings, counter tops, door frames, dowels, flooring, furniture, joinery, mouldings, nonstriking handles (such as brooms and umbrellas), paneling, picture frames, plywood, pool cues and racks, rulers, shoji screens, stair treads, stringers, tool handles, toys, trays, tripods, turnery, venetian blinds, window blinds, and window frames, etc.
- 10 Manufactured products include: bearings and bushings, boat building materials (general), brush backs and handles, bush blocks, farm vehicles, furniture, golf club heads, machinery parts, marine construction material, mathematical instruments, naval architecture, pulley sheaves, railroad ties, shade rollers, sporting goods, tables, textile equipment, turnery, and wheels. Regulating depends on whether or **not** the products are finished, packaged, and ready for retail trade, etc.
- 11 Trade in this species is rare. If you encounter a regulated article made of this species, then contact the Manuals Unit (240-529-0357) to add the article to this list.
- 12 Includes a variety of uses within the species’ natural range. If you encounter a regulated article made of this species, then contact the Manuals Unit (240-529-0357) to add the article to this list, etc.
- 13 Transformed wood: Wood (including strips, friezes for parquet flooring, not assembled), continuously shaped (tongued, grooved, v-jointed, beaded or the like) along any edges, ends or faces, whether or **not** planed, sanded or end-jointed (as defined by Harmonized system code 44).
- 14 Includes flooring, furniture, posts, and timber. (Wood is noted for its longevity in moist environments.)
- 15 Includes furniture, musical instruments, timber, and veneer, etc.
- 16 Wood chips: Wood that has been reduced to small pieces.
- 17 Includes timber.
- 18 Populations of the Neotropics include the Caribbean, Central America, Mexico, and South America.



- 19 Plywood: Consisting of three or more sheets of wood glued and pressed one on the other and generally disposed so that the grains of successive layers are at an angle (HS Code 44.12.13, HS Code 44.12.14, and HS Code 44.12.22). See [Harmonized System of World Customs Organization \(HS\) Codes](#).
- 20 There is a moratorium on the export of *Swietenia macrophylla* (bigleaf mahogany) from Brazil and Nicaragua.
- 21 National CITES Specialist is Timothy Torbett, e-mail [timothy.j.torbett@usda.gov](mailto:timothy.j.torbett@usda.gov). The National CITES Coordinator is John Veremis, e-mail [john.veremis@usda.gov](mailto:john.veremis@usda.gov).
- 22 Trade in this species is rare. If you encounter a regulated article that is **not** listed, then contact the Manuals Unit, 240-529-0357, to add the article to this list.

### Step 3: Determine Your Authority

If you are **not** certain that your port is designated for the importation of CITES regulated timber species or articles, then check and confirm CITES ports:

- ◆ [CBP AI Port Contacts for CITES Related Matters](#) on page 6-2 or [http://www.aphis.usda.gov/import\\_export/plants/plant\\_imports/downloads/cbp.pdf](http://www.aphis.usda.gov/import_export/plants/plant_imports/downloads/cbp.pdf)
- ◆ PPQ see [Designated CITES Ports and Plant Inspection Stations CITES Staff](#) on page 5-1

If you are located at a CITES-designated port, then continue to [Step 4: Determine Which Documents Are Needed](#).

If you are **not** located at a CITES-designated port, then have the owner or owner's agent arrange to move the shipment under Customs and Border Protection's (CBP) bond to a designated port (at the owner's expense). Notify the designated port of the pending arrival.

See [Table 2-5](#) on page 2-30 to determine which documents are required for the importation of CITES Appendix I timber species.

### Step 4: Determine Which Documents Are Needed

To determine which documents are needed for the legal importation of CITES regulated timber, use the appropriate table as follows:

- ◆ CITES Appendix I, see [Table 2-5](#)
- ◆ CITES Appendix II, see [Table 2-6](#)
- ◆ CITES Appendix III, see [Table 2-7](#)

#### NOTICE

In addition to any import permits and documents listed as required in this manual, additional import permits and other documentation may also be required under 7 CFR 319.40. See the [Wood and Wood Byproducts section of the Agricultural Commodity and Import Requirements database](#).

### Required Documents for Importation of Appendix I Timber Species

The importation of a CITES Appendix I timber species is permitted when presented with appropriate documentation for the following categories of trade:


- ◆ Articles derived from trees cut in the wild for non-commercial use (when presented with a CITES management authority-issued *CITES Export Permit* or *Re-export Certificate* designating a source code W for specimens collected from the wild; and a *CITES Import Permit*)
- ◆ Articles derived from plantation-grown trees (when presented with a CITES management authority-issued *CITES Export Permit* or *Re-export Certificate* designating either source code A for artificially-propagated material being traded for non-commercial purposes; or source code D for artificially-propagated material being traded for commercial purposes)
- ◆ Articles acquired prior to the date the Convention listed the species (when presented with a CITES management authority-issued *CITES Other Certificate* designating Pre-Convention specimens; and designating the date of acquisition or certification the specimens were acquired before the date first included in the CITES appendices)

#### NOTICE

Commercial trade in CITES Appendix I species originating from the wild is **prohibited**.

See [Table 2-5](#) to determine which documents are required for the importation of CITES Appendix I regulated timber species.

**Table 2-5 Determine Which Documents Are Needed for the Importation of CITES Appendix I Timber Species**

If the article traded comes from:	And country of origin is:	And the permittee:	And the importer:	Then:
<b>NOTICE</b>				
<p>Use these guidelines in conjunction with 7CFR 319.40 (see the “Wood and Other Forest Products (Articles of the Timber and Lumber Industry)” section of the <a href="#">Wood and Wood Byproducts section of the Agricultural Commodity and Import Requirements database</a> and the Plant Protection Act. When applying these guidelines, first apply the regulations that prevent the entry of plant pests. In addition to a USDA-APHIS ePermits-issued <i>Protected Plant Permit</i>, many wood and forest products also require <i>PPQ Form 597, Import Permit for Plants and Plant Products</i> (see also <i>PPQ Form 585, Application to Import Timber or Timber Products</i>).</p>				
<ul style="list-style-type: none"> <li>◆ <i>Abies guatemalensis</i> (Guatemalan fir)</li> <li>◆ <i>Araucaria araucana</i> (monkey puzzle tree)</li> <li>◆ <i>Dalbergia nigra</i> (Brazilian rosewood)</li> <li>◆ <i>Fitzroya cupressoides</i> (alerce)</li> <li>◆ <i>Pilgerodendron uviferum</i> (pilgerodendron)</li> <li>◆ <i>Podocarpus parlatorei</i> (Parlatore’s podocarp)</li> </ul>	Any country	Is engaged in commercial business <sup>1, 2</sup>	<p>Presents a USDA-APHIS ePermits-issued <i>Protected Plant Permit</i>, and <b>one</b> of the following <b>CITES-issued original</b> <sup>3</sup> Appendix I documents:</p> <ul style="list-style-type: none"> <li>◆ <i>Export Permit</i> or <i>Re-export Certificate</i> designating source code D for artificially propagated (plantation grown) material being traded for commercial purposes</li> <li>◆ <i>Other Certificate</i> designating Pre-Convention specimens; and designating the date of acquisition or certification the specimens were acquired before the date first included in the CITES appendices</li> </ul> <p>Other permits may be required under 7 CFR 319.40; see notice above</p>	GO to <a href="#">Step 5: Collect the Appropriate Documents Associated with the Shipment</a>
			<p><b>Lacks</b> the required CITES document</p>	<ol style="list-style-type: none"> <li>1. PLACE the shipment on HOLD</li> <li>2. GO to <a href="#">Violations, Seizures, and Forfeitures</a> on page 4-1</li> </ol>
			<p><b>Lacks a <i>Protected Plant Permit</i></b></p>	ALLOW the exporter to apply for a <i>Protected Plant Permit</i> (see <a href="#">Confirm PPP Valid or Apply for a PPP</a> on page 2-105)
			<p>Has an <b>expired <i>Protected Plant Permit</i></b></p>	GO to <a href="#">page 2-31</a>
		Is <b>not</b> engaged in commercial business		

**Table 2-5 Determine Which Documents Are Needed for the Importation of CITES Appendix I Timber Species (continued)**

If the article traded comes from:	And country of origin is:	And the permittee:	And the importer:	Then:
<ul style="list-style-type: none"> <li>◆ <i>Abies guatemalensis</i> (Guatemalan fir)</li> <li>◆ <i>Araucaria araucana</i> (monkey puzzle tree)</li> <li>◆ <i>Dalbergia nigra</i> (Brazilian rosewood)</li> <li>◆ <i>Fitzroya cupressoides</i> (alerce)</li> <li>◆ <i>Pilgerodendron uviferum</i> (pilgerodendron)</li> <li>◆ <i>Podocarpus parlatorei</i> (Parlatore's podocarp)</li> </ul>	Any country	Is <b>not</b> engaged in commercial business	<p>Presents <b>both</b> of the following <b>CITES-issued original</b> <sup>3</sup> Appendix I documents:</p> <ul style="list-style-type: none"> <li>◆ <i>Import Permit</i></li> <li>◆ <i>Export Permit</i> or <i>Re-export Certificate</i> designating source code W for specimens collected from the wild</li> </ul> <p>OR</p> <p>Presents <b>one</b> of the following <b>CITES management authority-issued original</b> Appendix I documents:</p> <ul style="list-style-type: none"> <li>◆ <i>Export Permit</i> or <i>Re-export Certificate</i> designating source code A for artificially propagated (plantation grown) material being traded for <b>noncommercial</b> purposes</li> <li>◆ <i>Other Certificate</i> designating Pre-Convention specimens; and designating the date of acquisition or certification the specimens were acquired before the date first included in the CITES appendices</li> </ul> <p>Other permits may be required under 7 CFR 319.40; see the notice on <a href="#">page 2-30</a></p>	<p>GO to <a href="#">Step 5: Collect the Appropriate Documents Associated with the Shipment</a> on page 2-97</p>
			<p><b>Lacks</b> the required CITES document</p>	<ol style="list-style-type: none"> <li>1. PLACE the shipment on HOLD</li> <li>2. GO to <a href="#">Violations, Seizures, and Forfeitures</a> on page 4-1</li> </ol>

- 1 Engaged in commercial business is defined as trade for the purpose of selling, bartering, collecting, or otherwise as a livelihood for gain or profit.
- 2 Commercial trade in CITES Appendix I species originating from the wild is prohibited.
- 3 A CITES-issued original is defined as an original CITES document issued by a CITES Management Authority or an authority authorized by a CITES Management Authority.

### Required Documents for Importation of Appendix II Timber Species

The importation of CITES Appendix II timber species is permitted when presented with the appropriate CITES documentation for the following categories of trade:

- ◆ Articles derived from trees cut in the wild  
(when presented with a CITES management authority-issued *CITES Export Permit* or *Re-export Certificate* designating source code W for specimens collected from the wild)
- ◆ Articles derived from plantation-grown trees  
(when presented CITES management authority-issued *CITES Export Permit* or *Re-export Certificate* designating source code A for artificial propagation)
- ◆ Articles acquired prior to the date the CITES Convention listed the species  
(when presented with a CITES management authority-issued *CITES Other Certificate* designating Pre-Convention specimens; and designating the date of acquisition or certification the specimens were acquired before the date first included in the CITES appendices)

See [Table 2-6](#) on page 2-33 to determine which documents are required for the importation of CITES Appendix II regulated timber species.

**Table 2-6 Determine Which Documents Are Needed for the Importation of CITES Appendix II Regulated Timber Species**

If the article traded comes from:	And country of origin is:	And the permittee:	And the importer:	Then:
<b>NOTICE</b>				
<p>Use these guidelines in conjunction with 7 CFR 319.40, and see the <a href="#">Wood and Wood Byproducts section of the Agricultural Commodity and Import Requirements database</a> and the Plant Protection Act. When applying these guidelines, first apply the regulations that prevent the entry of plant pests. In addition to a USDA-APHIS ePermits-issued <i>Protected Plant Permit</i>, many wood and forest products also require <i>PPQ Form 597, Import Permit for Plants and Plant Products</i> (see also <i>PPQ Form 585, Application to Import Timber or Timber Products</i>).</p>				

**Table 2-6 Determine Which Documents Are Needed for the Importation of CITES Appendix II Regulated Timber Species (continued)**


If the article traded comes from:	And country of origin is:	And the permittee:	And the importer:	Then:
<p><i>Afzelia</i> spp. (pod mahogany)</p>	<p>African countries</p>	<p>Is engaged in commercial business <sup>1</sup></p>	<p>Presents a USDA-APHIS ePermits-issued <i>Protected Plant Permit</i>, and <b>one</b> of the following CITES-issued <b>original</b> Appendix II documents <sup>2</sup>:</p> <ul style="list-style-type: none"> <li>◆ <i>Export Permit or Re-export Certificate</i> designating source code W for specimens collected from the wild or source code A for artificial propagation (plantation grown)</li> <li>◆ <i>Other Certificate</i> designating Pre-Convention specimens; and designating the date of acquisition or certification the specimens were acquired before the date first included in the CITES appendices</li> </ul> <p>Other permits may be required under 7 CFR 319.40; see notice on <a href="#">page 2-33</a></p>	<p>GO to <a href="#">Step 5: Collect the Appropriate Documents Associated with the Shipment</a> on page 2-97</p>
		<p><b>Lacks</b> the required CITES document</p>		<p>1. PLACE the shipment on HOLD 2. GO to <a href="#">Violations, Seizures, and Forfeitures</a> on page 4-1</p>
		<p><b>Lacks</b> a <i>Protected Plant Permit</i> Has an <b>expired</b> <i>Protected Plant Permit</i></p>		<p>ALLOW the exporter to apply for a <i>Protected Plant Permit</i> (see <a href="#">Confirm PPP Valid or Apply for a PPP</a> on page 2-105)</p>
		<p>Is <b>not</b> in commercial business</p>	<p>—————→</p>	<p>GO to <a href="#">page 2-35</a></p>



**Table 2-6 Determine Which Documents Are Needed for the Importation of CITES Appendix II Regulated Timber Species (continued)**

If the article traded comes from:	And country of origin is:	And the permittee:	And the importer:	Then:
<p><i>Azela</i> spp. (pod mahogany)</p>	<p>African countries</p>	<p>Is <b>not</b> engaged in commercial business</p>	<p>Presents a USDA-APHIS ePermits-issued <i>Protected Plant Permit</i>, and <b>one</b> of the following CITES- issued <b>original</b> <sup>5</sup> Appendix II documents:</p> <ul style="list-style-type: none"> <li>◆ <i>Export Permit or Re-export Certificate</i> designating source code W for specimens collected from the wild; or source code A for artificial propagation (plantation grown)</li> <li>◆ <i>Other Certificate</i> designating Pre-Convention specimens; and designating the date of acquisition or certification the specimens were acquired before the date first included in the CITES appendices</li> </ul> <p>Other permits may be required under 7 CFR 319.40; see notice on <a href="#">page 2-33</a></p>	<p>GO to <a href="#">Step 5: Collect the Appropriate Documents Associated with the Shipment</a> on page 2-97</p>
	<p><b>Other than</b> African countries</p>	<p style="text-align: center;">→</p>	<p>Presents either one:</p> <ul style="list-style-type: none"> <li>◆ Generic Certificate of Origin</li> <li>OR</li> <li>◆ Other conclusive proof of origin</li> </ul>	<ol style="list-style-type: none"> <li>1. PLACE the shipment on HOLD</li> <li>2. GO to <a href="#">Violations, Seizures, and Forfeitures</a> on page 4-1</li> </ol>
			<p><b>Lacks</b> the required CITES document</p>	<ol style="list-style-type: none"> <li>1. PLACE the shipment on HOLD</li> <li>2. CONTACT a PPQ Botanist <sup>3</sup> for assistance</li> </ol>
			<p><b>Lacks</b> the required document listed in the cell above (<b>does not</b> have conclusive proof of origin)</p>	<ol style="list-style-type: none"> <li>1. REVIEW the shipping documents to verify the shipment is <b>not</b> from African countries.</li> <li>2. If country of origin is <b>not</b> an African country, then the article is <b>not</b> regulated by CITES</li> <li>3. EXIT this manual</li> </ol>

**Table 2-6 Determine Which Documents Are Needed for the Importation of CITES Appendix II Regulated Timber Species (continued)**

If the article traded comes from:	And country of origin is:	And the permittee:	And the importer:	Then:
<ul style="list-style-type: none"> <li>◆ <i>Adansonia grandidieri</i> (giant baobab)</li> <li>◆ <i>Aniba rosaeodora</i> (Brazilian rosewood)</li> <li>◆ <i>Bulnesia sarmientoi</i> (gaiacwood)</li> <li>◆ <i>Caryocar costaricense</i> (ajillo)</li> </ul>	Any country	Is engaged in commercial business <sup>4</sup>	<p>Presents a USDA-APHIS ePermits-issued <i>Protected Plant Permit</i>, and <b>one</b> of the following CITES-issued <b>original</b> Appendix II documents <sup>5</sup>:</p> <ul style="list-style-type: none"> <li>◆ <i>Export Permit or Re-export Certificate</i> designating source code W for specimens collected from the wild or source code A for artificial propagation (plantation grown)</li> <li>◆ <i>Other Certificate</i> designating Pre-Convention specimens; and designating the date of acquisition or certification the specimens were acquired before the date first included in the CITES appendices</li> </ul> <p>Other permits may be required under 7 CFR 319.40; see notice on <a href="#">page 2-33</a></p>	GO to <a href="#">Step 5: Collect the Appropriate Documents Associated with the Shipment</a> on page 2-97
			<b>Lacks</b> the required CITES document	<ol style="list-style-type: none"> <li>1. PLACE the shipment on HOLD</li> <li>2. GO to <a href="#">Violations, Seizures, and Forfeitures</a> on page 4-1</li> </ol>
			<p><b>Lacks</b> a <i>Protected Plant Permit</i></p> <p>Has an <b>expired</b> <i>Protected Plant Permit</i></p>	ALLOW the exporter to apply for a <i>Protected Plant Permit</i> (see <a href="#">Confirm PPP Valid or Apply for a PPP</a> on page 2-105)
		Is <b>not</b> in commercial business		GO to <a href="#">page 2-37</a>

**Table 2-6 Determine Which Documents Are Needed for the Importation of CITES Appendix II Regulated Timber Species (continued)**

If the article traded comes from:	And country of origin is:	And the permittee:	And the importer:	Then:
<ul style="list-style-type: none"> <li>◆ <i>Adansonia grandidieri</i> (giant baobab)</li> <li>◆ <i>Aniba rosaeodora</i> (Brazilian rosewood)</li> <li>◆ <i>Bulnesia sarmientoi</i> (gaiacwood)</li> <li>◆ <i>Caryocar costaricense</i> (ajillo)</li> </ul>	Any country	Is <b>not</b> engaged in commercial business	<p>Presents a USDA-APHIS ePermits-issued <i>Protected Plant Permit</i>, and <b>one</b> of the following CITES- issued <b>original</b> <sup>5</sup> Appendix II documents:</p> <ul style="list-style-type: none"> <li>◆ <i>Export Permit or Re-export Certificate</i> designating source code W for specimens collected from the wild; or source code A for artificial propagation (plantation grown)</li> <li>◆ <i>Other Certificate</i> designating Pre-Convention specimens; and designating the date of acquisition or certification the specimens were acquired before the date first included in the CITES appendices</li> </ul> <p>Other permits may be required under 7 CFR 319.40; see notice on <a href="#">page 2-33</a></p> <p><b>Lacks</b> the required CITES document</p>	<p>GO to <a href="#">Step 5: Collect the Appropriate Documents Associated with the Shipment</a> on page 2-97</p> <p>1. PLACE the shipment on HOLD</p> <p>2. GO to <a href="#">Violations, Seizures, and Forfeitures</a> on page 4-1</p>

**Table 2-6 Determine Which Documents Are Needed for the Importation of CITES Appendix II Regulated Timber Species (continued)**

If the article traded comes from:	And country of origin is:	And the permittee:	And the importer:	Then:
<p><i>Cedrela</i> spp.</p>	<p>Neotropics <sup>9</sup></p>	<p>Is engaged in commercial business <sup>4</sup></p>	<p>Presents a USDA-APHIS ePermits-issued Protected Plant Permit, and <b>one</b> of the following <b>CITES-issued original</b> <sup>5</sup> Appendix II documents:</p> <ul style="list-style-type: none"> <li>◆ <i>Export Permit or Re-export Certificate</i> designating source code W for specimens collected from the wild; or source code A for artificial propagation (plantation grown)</li> <li>◆ <i>Other Certificate</i> designating Pre-Convention specimens; and designating the date of acquisition or certification the specimens were acquired before the date first included in the CITES appendices</li> </ul> <p>Other permits may be required under 7 CFR 319.40; see notice on <a href="#">page 2-33</a></p>	<p>GO to <a href="#">Step 5: Collect the Appropriate Documents Associated with the Shipment</a> on page 2-97</p>
			<p><b>Lacks</b> the required CITES document</p>	<ol style="list-style-type: none"> <li>1. PLACE the shipment on HOLD</li> <li>2. GO to <a href="#">Violations, Seizures, and Forfeitures</a> on page 4-1</li> </ol>
			<p><b>Lacks</b> a <i>Protected Plant Permit</i></p>	<p>ALLOW the exporter to apply for a <i>Protected Plant Permit</i> (see <a href="#">Confirm PPP Valid or Apply for a PPP</a> on page 2-105)</p>
			<p>Has an <b>expired</b> <i>Protected Plant Permit</i></p>	<p>ALLOW the exporter to apply for a <i>Protected Plant Permit</i> (see <a href="#">Confirm PPP Valid or Apply for a PPP</a>)</p>

**Table 2-6 Determine Which Documents Are Needed for the Importation of CITES Appendix II Regulated Timber Species (continued)**

If the article traded comes from:	And country of origin is:	And the permittee:	And the importer:	Then:
Cedrela spp.	Neotropics <sup>9</sup>  (includes articles originating in the Neotropics were re-exported from another country)	Is <b>not</b> engaged in commercial business	Presents <b>one</b> of the following <b>CITES-issued original</b> <sup>5</sup> Appendix II documents:  ◆ <i>Export Permit or Re-export Certificate</i> designating source code W for specimens collected from the wild; or source code A for artificial propagation (plantation grown)  ◆ <i>Other Certificate</i> designating Pre-Convention specimens; and designating the date of acquisition or certification the specimens were acquired before the date first included in the CITES appendices  Other permits may be required under 7 CFR 319.40; see notice on <a href="#">page 2-33</a>	GO to <a href="#">Step 5: Collect the Appropriate Documents Associated with the Shipment</a> on page 2-97
			<b>Lacks</b> the required CITES document	1. PLACE the shipment on HOLD 2. GO to <a href="#">Violations, Seizures, and Forfeitures</a> on page 4-1
	<b>Other than the Neotropics</b> <sup>9</sup>	→	Presents either one:  ◆ Generic Certificate of Origin OR ◆ Other conclusive proof of origin	1. REVIEW the shipping documents to verify the shipment is <b>not</b> from the the Neotropics 2. If country of origin is <b>not</b> the Neotropics, then the article is <b>not</b> regulated by CITES 3. EXIT this manual
			<b>Lacks</b> the required document listed in the cell above ( <b>does not</b> have conclusive proof of origin)	1. PLACE the shipment on HOLD 2. CONTACT a PPQ Botanist <sup>6</sup> for assistance

**Table 2-6 Determine Which Documents Are Needed for the Importation of CITES Appendix II Regulated Timber Species (continued)**

If the article traded comes from:	And country of origin is:	And the permittee:	And the importer:	Then:
<p>◆ <i>Dalbergia</i> spp. (rosewoods) <b>except</b> CITES Appendix I <a href="#">Dalbergia nigra</a></p>	Mexico	<p>Is engaged in commercial business <sup>4</sup></p>	<p>Presents a USDA-APHIS ePermits-issued <i>Protected Plant Permit</i>, and <b>one</b> of the following CITES- issued <b>original</b> <sup>5</sup> Appendix II documents:</p> <ul style="list-style-type: none"> <li>◆ <i>Export Permit or Re-export Certificate</i> designating source code W for specimens collected from the wild; or source code A for artificial propagation (plantation grown)</li> <li>◆ <i>Other Certificate</i> designating Pre-Convention specimens; and designating the date of acquisition or certification the specimens were acquired before the date first included in the CITES appendices</li> </ul> <p>Other permits may be required under 7 CFR 319.40; see notice on <a href="#">page 2-33</a></p>	<p>GO to <a href="#">Step 5: Collect the Appropriate Documents Associated with the Shipment</a> on page 2-97</p>
			<p><b>Lacks</b> the required CITES document</p>	<p>1. PLACE the shipment on HOLD 2. GO to <a href="#">Violations, Seizures, and Forfeitures</a> on page 4-1</p>
			<p><b>Lacks</b> a <i>Protected Plant Permit</i> Has an <b>expired</b> <i>Protected Plant Permit</i></p>	<p>ALLOW the exporter to apply for a <i>Protected Plant Permit</i> (see <a href="#">Confirm PPP Valid or Apply for a PPP</a> on page 2-105)</p>
		<p>Is <b>not</b> engaged in commercial business</p>	<p>—————→</p>	<p>GO to <a href="#">page 2-41</a></p>

**Table 2-6 Determine Which Documents Are Needed for the Importation of CITES Appendix II Regulated Timber Species (continued)**

If the article traded comes from:	And country of origin is:	And the permittee:	And the importer:	Then:
<p>◆ <i>Dalbergia</i> spp. (rosewoods) <b>except</b> CITES Appendix I <a href="#">Dalbergia nigra</a></p>	<p>Mexico</p>	<p>Is <b>not</b> engaged in commercial business</p>	<p>Presents <b>one</b> of the following CITES-issued <b>original</b> <sup>5</sup> CITES Appendix II documents:</p> <ul style="list-style-type: none"> <li>◆ <i>Export Permit or Re-export Certificate</i> designating source code W for specimens collected from the wild; or source code A for artificial propagation (plantation grown)</li> <li>◆ <i>Other Certificate</i> designating Pre-Convention specimens; and designating the date of acquisition or certification the specimens were acquired before the date first included in the CITES appendices</li> </ul> <p>Other permits may be required under 7 CFR 319.40; see notice on <a href="#">page 2-33</a></p>	<p>GO to <a href="#">Step 5: Collect the Appropriate Documents Associated with the Shipment</a> on page 2-97</p>
			<p><b>Lacks</b> the required CITES document</p>	<ol style="list-style-type: none"> <li>1. PLACE the shipment on hold</li> <li>2. GO to <a href="#">Violations, Seizures, and Forfeitures</a> on page 4-1</li> </ol>

**Table 2-6 Determine Which Documents Are Needed for the Importation of CITES Appendix II Regulated Timber Species (continued)**

If the article traded comes from:	And country of origin is:	And the permittee:	And the importer:	Then:
<p>◆ <i>Dalbergia</i> spp. (rosewoods) <b>except</b> CITES Appendix I <a href="#">Dalbergia nigra</a></p>	<p><b>Other than Mexico</b></p>	<p>Is engaged in commercial business</p>	<p>Presents a USDA-APHIS ePermits-issued <i>Protected Plant Permit</i>, and <b>one</b> of the following CITES- issued <b>original</b> <sup>5</sup> Appendix II documents:</p> <ul style="list-style-type: none"> <li>◆ <i>Export Permit or Re-export Certificate</i> designating source code W for specimens collected from the wild; or source code A for artificial propagation (plantation grown)</li> <li>◆ <i>Other Certificate</i> designating Pre-Convention specimens; and designating the date of acquisition or certification the specimens were acquired before the date first included in the CITES appendices</li> </ul> <p>Other permits may be required under 7 CFR 319.40; see notice on <a href="#">page 2-33</a></p>	<p>GO to <a href="#">Step 5: Collect the Appropriate Documents Associated with the Shipment</a> on page 2-97</p>
		<p><b>Lacks</b> the required CITES document</p>		<p>1. PLACE the shipment on HOLD 2. GO to <a href="#">Violations, Seizures, and Forfeitures</a> on page 4-1</p>
		<p><b>Lacks</b> a <i>Protected Plant Permit</i> Has an <b>expired</b> <i>Protected Plant Permit</i></p>		<p>ALLOW the exporter to apply for a <i>Protected Plant Permit</i> (see <a href="#">Confirm PPP Valid or Apply for a PPP</a> on page 2-105)</p>
		<p>Is <b>not</b> engaged in commercial business</p>	<p>—————→</p>	<p>GO to <a href="#">page 2-43</a></p>



**Table 2-6 Determine Which Documents Are Needed for the Importation of CITES Appendix II Regulated Timber Species (continued)**


If the article traded comes from:	And country of origin is:	And the permittee:	And the importer:	Then:
<p>◆ <i>Dalbergia</i> spp. (rosewoods) except CITES Appendix I <a href="#">Dalbergia nigra</a></p>	<p>Other than Mexico</p>	<p>Is <b>not</b> engaged in commercial business and the articles weigh <b>more than 10 kg</b> per shipment</p>	<p>Presents <b>one</b> of the following CITES-issued <b>original</b> <sup>5</sup> CITES Appendix II documents:</p> <ul style="list-style-type: none"> <li>◆ <i>Export Permit or Re-export Certificate</i> designating source code W for specimens collected from the wild; or source code A for artificial propagation (plantation grown)</li> <li>◆ <i>Other Certificate</i> designating Pre-Convention specimens; and designating the date of acquisition or certification the specimens were acquired before the date first included in the CITES appendices</li> </ul> <p>Other permits may be required under 7 CFR 319.40; see notice on <a href="#">page 2-33</a></p>	<p>GO to <a href="#">Step 5: Collect the Appropriate Documents Associated with the Shipment</a> on page 2-97</p>
			<p><b>Lacks</b> the required CITES document</p>	<ol style="list-style-type: none"> <li>1. PLACE the shipment on hold</li> <li>2. GO to <a href="#">Violations, Seizures, and Forfeitures</a> on page 4-1</li> </ol>

**Table 2-6 Determine Which Documents Are Needed for the Importation of CITES Appendix II Regulated Timber Species (continued)**

If the article traded comes from:	And country of origin is:	And the permittee:	And the importer:	Then:
<p>◆ <i>Diospyros</i> spp.<sup>7</sup> (ebonies)</p>	<p>Madagascar (including articles originating from Madagascar that were re-exported to another country)</p>	<p>Is engaged in commercial business <sup>4</sup></p>	<p>Presents a USDA-APHIS ePermits-issued <i>Protected Plant Permit</i>, and <b>one</b> of the following <b>CITES</b> issued <b>original</b> <sup>5</sup> Appendix II documents:</p> <ul style="list-style-type: none"> <li>◆ <i>Export Permit or Re-export Certificate</i> designating source code W for specimens collected from the wild; or source code A for artificial propagation (plantation grown)</li> <li>◆ <i>Other Certificate</i> designating Pre-Convention specimens; and designating the date of acquisition or certification the specimens were acquired before the date first included in the CITES appendices</li> </ul> <p>Other permits may be required under 7 CFR 319.40; see notice on <a href="#">page 2-33</a></p>	<p>GO to <a href="#">Step 5: Collect the Appropriate Documents Associated with the Shipment</a> on page 2-97</p>
			<p><b>Lacks</b> the required CITES document</p>	<p>1. PLACE the shipment on HOLD 2. GO to <a href="#">Violations, Seizures, and Forfeitures</a> on page 4-1</p>
			<p><b>Lacks</b> a <i>Protected Plant Permit</i></p>	<p>ALLOW the exporter to apply for a <i>Protected Plant Permit</i> (see <a href="#">Confirm PPP Valid or Apply for a PPP</a> on page 2-105)</p>
			<p>Has an <b>expired</b> <i>Protected Plant Permit</i></p>	<p>ALLOW the exporter to apply for a <i>Protected Plant Permit</i> (see <a href="#">Confirm PPP Valid or Apply for a PPP</a>)</p>
		<p>Is <b>not</b> engaged in commercial business</p>	<p>—————→</p>	<p>GO to <a href="#">page 2-45</a></p>



**Table 2-6 Determine Which Documents Are Needed for the Importation of CITES Appendix II Regulated Timber Species (continued)**

If the article traded comes from:	And country of origin is:	And the permittee:	And the importer:	Then:
<ul style="list-style-type: none"> <li>◆ <i>Gonystylus</i> spp. (ramin)</li> <li>◆ <i>Guaiacum</i> spp. (lignum vitae)</li> <li>◆ <i>Guibourtia demeusei</i> (red bubinga)</li> <li>◆ <i>Guibourtia pellegriniana</i> (rose bubinga)</li> <li>◆ <i>Guibourtia tessmannii</i> (rose bubinga)</li> </ul>	Any country	Is engaged in commercial business <sup>4</sup>	<p>Presents a USDA-APHIS ePermits-issued <i>Protected Plant Permit</i>, and <b>one</b> of the following <b>CITES</b> management authority issued <b>original</b> <sup>5</sup> Appendix II documents:</p> <ul style="list-style-type: none"> <li>◆ <i>Export Permit</i> or <i>Re-export Certificate</i> designating source code W for specimens collected from the wild; or source code A for artificial propagation (plantation grown)</li> <li>◆ <i>Other Certificate</i> designating Pre-Convention specimens; and designating the date of acquisition or certification the specimens were acquired before the date first included in the CITES appendices</li> </ul> <p>Other permits may be required under 7 CFR 319.40; see notice on <a href="#">page 2-33</a></p>	GO to <a href="#">Step 5: Collect the Appropriate Documents Associated with the Shipment</a> on page 2-97
			<p><b>Lacks</b> the required CITES document</p>	<ol style="list-style-type: none"> <li>1. PLACE the shipment on HOLD</li> <li>2. GO to <a href="#">Violations, Seizures, and Forfeitures</a> on page 4-1</li> </ol>
			<p><b>Lacks</b> a <i>Protected Plant Permit</i></p>	<p>ALLOW the exporter to apply for a <i>Protected Plant Permit</i> (see <a href="#">Confirm PPP Valid or Apply for a PPP</a> on page 2-105)</p>
			<p>Has an <b>expired</b> <i>Protected Plant Permit</i></p>	<p>ALLOW the exporter to apply for a <i>Protected Plant Permit</i> (see <a href="#">Confirm PPP Valid or Apply for a PPP</a> on page 2-105)</p>
		Is <b>not</b> engaged in commercial business		GO to <a href="#">page 2-47</a>



**Table 2-6 Determine Which Documents Are Needed for the Importation of CITES Appendix II Regulated Timber Species (continued)**

If the article traded comes from:	And country of origin is:	And the permittee:	And the importer:	Then:
<p><i>Khaya</i> spp. (African mahogany)</p>	<p>African countries</p>	<p>Is engaged in commercial business <sup>4</sup></p>	<p>Presents a USDA-APHIS ePermits-issued <i>Protected Plant Permit</i>, and <b>one</b> of the following <b>CITES</b> management authority issued <b>original</b> <sup>5</sup> Appendix II documents:</p> <ul style="list-style-type: none"> <li>◆ <i>Export Permit or Re-export Certificate</i> designating source code W for specimens collected from the wild; or source code A for artificial propagation (plantation grown)</li> <li>◆ <i>Other Certificate</i> designating Pre-Convention specimens; and designating the date of acquisition or certification the specimens were acquired before the date first included in the CITES appendices</li> </ul> <p>Other permits may be required under 7 CFR 319.40; see notice on <a href="#">page 2-33</a></p>	<p>GO to <a href="#">Step 5: Collect the Appropriate Documents Associated with the Shipment</a> on page 2-97</p>
		<p><b>Lacks</b> the required CITES document</p>		<ol style="list-style-type: none"> <li>1. PLACE the shipment on HOLD</li> <li>2. GO to <a href="#">Violations, Seizures, and Forfeitures</a> on page 4-1</li> </ol>
		<p><b>Lacks</b> a <i>Protected Plant Permit</i></p>		<p>ALLOW the exporter to apply for a <i>Protected Plant Permit</i> (see <a href="#">Confirm PPP Valid or Apply for a PPP</a> on page 2-105)</p>
		<p>Has an <b>expired</b> <i>Protected Plant Permit</i></p>		<p>ALLOW the exporter to apply for a <i>Protected Plant Permit</i> (see <a href="#">Confirm PPP Valid or Apply for a PPP</a> on page 2-105)</p>
		<p>Is <b>not</b> engaged in commercial business</p>	<p style="text-align: center;">—————→</p>	<p>GO to <a href="#">page 2-49</a></p>

**Table 2-6 Determine Which Documents Are Needed for the Importation of CITES Appendix II Regulated Timber Species (continued)**

If the article traded comes from:	And country of origin is:	And the permittee:	And the importer:	Then:
<p><i>Khaya</i> spp. (African mahogany)</p>	<p>African countries</p>	<p>Is <b>not</b> engaged in commercial business</p>	<p>Presents <b>one</b> of the following <b>CITES-issued original</b> <sup>5</sup> Appendix II documents:</p> <ul style="list-style-type: none"> <li>◆ <i>Export Permit or Re-export Certificate</i> designating source code W for specimens collected from the wild; or source code A for artificial propagation (plantation grown)</li> <li>◆ <i>Other Certificate</i> designating Pre-Convention specimens; and designating the date of acquisition or certification the specimens were acquired before the date first included in the CITES appendices</li> </ul> <p>Other permits may be required under 7 CFR 319.40; see notice on <a href="#">page 2-33</a></p>	<p>GO to <a href="#">Step 5: Collect the Appropriate Documents Associated with the Shipment</a> on page 2-97</p>
	<p><b>Other than</b> African countries</p>	<p style="text-align: center;">→</p>	<p>Presents either one:</p> <ul style="list-style-type: none"> <li>◆ Generic Certificate of Origin</li> <li>OR</li> <li>◆ Other conclusive proof of origin</li> </ul>	<ol style="list-style-type: none"> <li>1. PLACE the shipment on HOLD</li> <li>2. GO to <a href="#">Violations, Seizures, and Forfeitures</a> on page 4-1</li> </ol>
			<p><b>Lacks</b> the required CITES document</p>	<ol style="list-style-type: none"> <li>1. PLACE the shipment on HOLD</li> <li>2. GO to <a href="#">Violations, Seizures, and Forfeitures</a> on page 4-1</li> </ol>
			<p>Presents either one:</p> <ul style="list-style-type: none"> <li>◆ Generic Certificate of Origin</li> <li>OR</li> <li>◆ Other conclusive proof of origin</li> </ul>	<ol style="list-style-type: none"> <li>1. REVIEW the shipping documents to verify the shipment is <b>not</b> from African countries.</li> <li>2. If country of origin is <b>not</b> an African country, then the article is <b>not</b> regulated by CITES</li> <li>3. EXIT this manual</li> </ol>

**Table 2-6 Determine Which Documents Are Needed for the Importation of CITES Appendix II Regulated Timber Species (continued)**

If the article traded comes from:	And country of origin is:	And the permittee:	And the importer:	Then:
<p><i>Oreomunnea pterocarpa</i> (gavilan)</p>	<p>Any country</p>	<p>Is engaged in commercial business <sup>4</sup></p>	<p>Presents a USDA-APHIS ePermits-issued <i>Protected Plant Permit</i>, and <b>one</b> of the following <b>CITES</b> management authority issued <b>original</b> <sup>5</sup> Appendix II documents:</p> <ul style="list-style-type: none"> <li>◆ <i>Export Permit or Re-export Certificate</i> designating source code W for specimens collected from the wild; or source code A for artificial propagation (plantation grown)</li> <li>◆ <i>Other Certificate</i> designating Pre-Convention specimens; and designating the date of acquisition or certification the specimens were acquired before the date first included in the CITES appendices</li> </ul> <p>Other permits may be required under 7 CFR 319.40; see notice on <a href="#">page 2-33</a></p>	<p>GO to <a href="#">Step 5: Collect the Appropriate Documents Associated with the Shipment</a> on page 2-97</p>
		<p><b>Lacks</b> the required CITES document</p>		<ol style="list-style-type: none"> <li>1. PLACE the shipment on HOLD</li> <li>2. GO to <a href="#">Violations, Seizures, and Forfeitures</a> on page 4-1</li> </ol>
		<p><b>Lacks</b> a <i>Protected Plant Permit</i></p>		<p>ALLOW the exporter to apply for a <i>Protected Plant Permit</i> (see <a href="#">Confirm PPP Valid or Apply for a PPP</a> on page 2-105)</p>
		<p>Has an <b>expired</b> <i>Protected Plant Permit</i></p>		<p>ALLOW the exporter to apply for a <i>Protected Plant Permit</i> (see <a href="#">Confirm PPP Valid or Apply for a PPP</a> on page 2-105)</p>
		<p>Is <b>not</b> engaged in commercial business</p>	<p style="text-align: center;">—————→</p>	<p>GO to <a href="#">page 2-51</a></p>



**Table 2-6 Determine Which Documents Are Needed for the Importation of CITES Appendix II Regulated Timber Species (continued)**

If the article traded comes from:	And country of origin is:	And the permittee:	And the importer:	Then:
<p><i>Oreomunnea pterocarpa</i> (gavilan)</p>	<p>Any country</p>	<p>Is <b>not</b> engaged in commercial business</p>	<p>Presents <b>one</b> of the following <b>CITES-issued original</b> <sup>5</sup> Appendix II documents:</p> <ul style="list-style-type: none"> <li>◆ <i>Export Permit or Re-export Certificate</i> designating source code W for specimens collected from the wild; or source code A for artificial propagation (plantation grown)</li> <li>◆ <i>Other Certificate</i> designating Pre-Convention specimens; and designating the date of acquisition or certification the specimens were acquired before the date first included in the CITES appendices</li> </ul> <p>Other permits may be required under 7 CFR 319.40; see notice on <a href="#">page 2-33</a></p>	<p>GO to <a href="#">Step 5: Collect the Appropriate Documents Associated with the Shipment</a> on page 2-97</p>
			<p><b>Lacks</b> the required CITES document</p>	<ol style="list-style-type: none"> <li>1. PLACE the shipment on HOLD</li> <li>2. GO to <a href="#">Violations, Seizures, and Forfeitures</a> on page 4-1</li> </ol>


**Table 2-6 Determine Which Documents Are Needed for the Importation of CITES Appendix II Regulated Timber Species (continued)**

If the article traded comes from:	And country of origin is:	And the permittee:	And the importer:	Then:
<i>Osyris lanceolata</i> (African sandalwood)	Burundi Ethiopia Kenya Rwanda Uganda United Republic of Tanzania  (includes articles originating in Burundi, Ethiopia, Kenya, Rwanda, Uganda, or United Republic of Tanzania that were re-exported from another country)	Is engaged in commercial business <sup>4</sup>	Lacks the required CITES document	1. PLACE the shipment on HOLD 2. GO to <a href="#">Violations, Seizures, and Forfeitures</a> on page 4-1
			Lacks the required CITES document	1. PLACE the shipment on HOLD 2. GO to <a href="#">Violations, Seizures, and Forfeitures</a> on page 4-1
			Lacks a <i>Protected Plant Permit</i>	ALLOW the exporter to apply for a <i>Protected Plant Permit</i> (see <a href="#">Confirm PPP Valid or Apply for a PPP</a> on page 2-105)
			Has an <b>expired</b> <i>Protected Plant Permit</i>	ALLOW the exporter to apply for a <i>Protected Plant Permit</i> (see <a href="#">Confirm PPP Valid or Apply for a PPP</a> on page 2-105)
	Is <b>not</b> engaged in commercial business	—————→	GO to <a href="#">page 2-53</a>	

**Table 2-6 Determine Which Documents Are Needed for the Importation of CITES Appendix II Regulated Timber Species (continued)**

If the article traded comes from:	And country of origin is:	And the permittee:	And the importer:	Then:
<p><i>Osyris lanceolata</i> (sandalwood)</p>	<p>Burundi, Ethiopia, Kenya, Rwanda, Uganda, United Republic of Tanzania  (includes articles originating in Burundi, Ethiopia, Kenya, Rwanda, Uganda, or United Republic of Tanzania that were re-exported from another country)</p>	<p><b>Is not</b> engaged in commercial business</p>	<p>Presents <b>one</b> of the following <b>CITES management authority-issued original</b> <sup>5</sup> Appendix II documents:</p> <ul style="list-style-type: none"> <li>◆ <i>Export Permit or Re-export Certificate</i> designating source code W for specimens collected from the wild; or source code A for artificial propagation (plantation grown)</li> <li>◆ <i>Other Certificate</i> designating Pre-Convention specimens; and designating the date of acquisition or certification the specimens were acquired before the date first included in the CITES appendices</li> </ul> <p>Other permits may be required under 7 CFR 319.40; see notice on <a href="#">page 2-33</a></p>	<p>GO to <a href="#">Step 5: Collect the Appropriate Documents Associated with the Shipment</a> on page 2-97</p>
			<p><b>Lacks</b> the required CITES document</p>	<ol style="list-style-type: none"> <li>1. PLACE the shipment on HOLD</li> <li>2. GO to <a href="#">Violations, Seizures, and Forfeitures</a> on page 4-1</li> </ol>

**Table 2-6 Determine Which Documents Are Needed for the Importation of CITES Appendix II Regulated Timber Species (continued)**

If the article traded comes from:	And country of origin is:	And the permittee:	And the importer:	Then:
<ul style="list-style-type: none"> <li>◆ <i>Paubrasilia echinata</i> (Brazilwood)</li> <li>◆ <i>Pericopsis elata</i> (afrosmosia)</li> <li>◆ <i>Platymiscium pleiostachyum</i> (crisobal, granadillo)</li> <li>◆ <i>Prunus africana</i> (African rosewood)</li> </ul>	Any country	Is engaged in commercial business <sup>4</sup>	<p>Presents a USDA-APHIS ePermits-issued <i>Protected Plant Permit</i>, and <b>one</b> of the following <b>CITES</b> management authority-issued <b>original</b> <sup>5</sup> Appendix II documents:</p> <ul style="list-style-type: none"> <li>◆ <i>Export Permit</i> or <i>Re-export Certificate</i> designating source code W for specimens collected from the wild; or source code A for artificial propagation (plantation grown)</li> <li>◆ Other Certificate designating Pre-Convention specimens; and designating the date of acquisition or certification the specimens were acquired before the date first included in the CITES appendices</li> </ul> <p>Other permits may be required under 7 CFR 319.40; see notice on <a href="#">page 2-33</a></p>	GO to <a href="#">Step 5: Collect the Appropriate Documents Associated with the Shipment</a> on page 2-97
			<p><b>Lacks</b> the required CITES document</p>	<ol style="list-style-type: none"> <li>1. PLACE the shipment on HOLD</li> <li>2. GO to <a href="#">Violations, Seizures, and Forfeitures</a> on page 4-1</li> </ol>
			<p><b>Lacks</b> a <i>Protected Plant Permit</i></p>	ALLOW the exporter to apply for a <i>Protected Plant Permit</i> (see <a href="#">Confirm PPP Valid or Apply for a PPP</a> on page 2-105)
			<p>Has an <b>expired</b> <i>Protected Plant Permit</i></p>	ALLOW the exporter to apply for a <i>Protected Plant Permit</i> (see <a href="#">Confirm PPP Valid or Apply for a PPP</a> on page 2-105)
		Is <b>not</b> engaged in commercial business		GO to <a href="#">page 2-55</a>


**Table 2-6 Determine Which Documents Are Needed for the Importation of CITES Appendix II Regulated Timber Species (continued)**

If the article traded comes from:	And country of origin is:	And the permittee:	And the importer:	Then:
<ul style="list-style-type: none"> <li>◆ <i>Paubrasilia echinata</i> (Brazilwood)</li> <li>◆ <i>Pericopsis elata</i> (afrorosia)</li> <li>◆ <i>Platymiscium pleiostachyum</i> (crisobal, granadillo)</li> <li>◆ <i>Prunus africana</i> (African rosewood)</li> </ul>	Any country	Is <b>not</b> engaged in commercial business	<p>Presents <b>one</b> of the following CITES-issued original <sup>5</sup> Appendix II documents:</p> <ul style="list-style-type: none"> <li>◆ <i>Export Permit</i> or <i>Re-export Certificate</i> designating source code W for specimens collected from the wild; or source code A for artificial propagation (plantation grown)</li> <li>◆ <i>Other Certificate</i> designating Pre-Convention specimens; and designating the date of acquisition or certification the specimens were acquired before the date first included in the CITES appendices</li> </ul> <p>Other permits may be required under 7 CFR 319.40; see notice on <a href="#">page 2-33</a></p>	<p>GO to <a href="#">Step 5: Collect the Appropriate Documents Associated with the Shipment</a> on page 2-97</p>
			<p><b>Lacks</b> the required CITES document</p>	<ol style="list-style-type: none"> <li>1. PLACE the shipment on HOLD</li> <li>2. GO to <a href="#">Violations, Seizures, and Forfeitures</a> on page 4-1</li> </ol>


**Table 2-6 Determine Which Documents Are Needed for the Importation of CITES Appendix II Regulated Timber Species (continued)**

If the article traded comes from:	And country of origin is:	And the permittee:	And the importer:	Then:
<p><i>Pterocarpus spp.</i> (African rosewood, kosso) <b>except</b> <i>Pterocarpus santalinus</i> (red sandalwood, redsanders)</p>	<p>African countries</p>	<p>Is engaged in commercial business <sup>4</sup></p>	<p>Presents a USDA-APHIS ePermits-issued <i>Protected Plant Permit</i>, and <b>one</b> of the following <b>CITES</b> management authority-issued <b>original</b> <sup>5</sup> Appendix II documents:</p> <ul style="list-style-type: none"> <li>◆ <i>Export Permit</i> or <i>Re-export Certificate</i> designating source code W for specimens collected from the wild; or source code A for artificial propagation (plantation grown)</li> <li>◆ Other Certificate designating Pre-Convention specimens; and designating the date of acquisition or certification the specimens were acquired before the date first included in the CITES appendices</li> </ul> <p>Other permits may be required under 7 CFR 319.40; see notice on <a href="#">page 2-33</a></p>	<p>GO to <a href="#">Step 5: Collect the Appropriate Documents Associated with the Shipment</a> on page 2-97</p>
			<p><b>Lacks</b> the required CITES document</p>	<ol style="list-style-type: none"> <li>1. PLACE the shipment on HOLD</li> <li>2. GO to <a href="#">Violations, Seizures, and Forfeitures</a> on page 4-1</li> </ol>
			<p><b>Lacks</b> a <i>Protected Plant Permit</i></p>	<p>ALLOW the exporter to apply for a <i>Protected Plant Permit</i> (see <a href="#">Confirm PPP Valid or Apply for a PPP</a> on page 2-105)</p>
			<p>Has an <b>expired</b> <i>Protected Plant Permit</i></p>	<p>ALLOW the exporter to apply for a <i>Protected Plant Permit</i> (see <a href="#">Confirm PPP Valid or Apply for a PPP</a> on page 2-105)</p>
		<p>Is <b>not</b> engaged in commercial business</p>	<p style="text-align: center;">—————→</p>	<p>GO to <a href="#">page 2-57</a></p>

**Table 2-6 Determine Which Documents Are Needed for the Importation of CITES Appendix II Regulated Timber Species (continued)**

If the article traded comes from:	And country of origin is:	And the permittee:	And the importer:	Then:
<p><i>Pterocarpus spp.</i> (African rosewood, kosso) <b>except</b> <i>Pterocarpus santalinus</i> (red sandalwood, redsanders)</p>	African countries	Is <b>not</b> engaged in commercial business	<p>Presents <b>one</b> of the following CITES-issued original <sup>5</sup> Appendix II documents:</p> <ul style="list-style-type: none"> <li>◆ <i>Export Permit</i> or <i>Re-export Certificate</i> designating source code W for specimens collected from the wild; or source code A for artificial propagation (plantation grown)</li> <li>◆ <i>Other Certificate</i> designating Pre-Convention specimens; and designating the date of acquisition or certification the specimens were acquired before the date first included in the CITES appendices</li> </ul> <p>Other permits may be required under 7 CFR 319.40; see notice on <a href="#">page 2-33</a></p>	GO to <a href="#">Step 5: Collect the Appropriate Documents Associated with the Shipment</a> on page 2-97
			<b>Lacks</b> the required CITES document	<ol style="list-style-type: none"> <li>1. PLACE the shipment on HOLD</li> <li>2. GO to <a href="#">Violations, Seizures, and Forfeitures</a> on page 4-1</li> </ol>
	<b>Other than</b> African countries		<p>Presents either one:</p> <ul style="list-style-type: none"> <li>◆ Generic Certificate of Origin</li> <li>OR</li> <li>◆ Other conclusive proof of origin</li> </ul>	<ol style="list-style-type: none"> <li>1. REVIEW the shipping documents to verify the shipment is <b>not</b> from African countries.</li> <li>2. If country of origin is <b>not</b> an African country, then the article is <b>not</b> regulated by CITES</li> <li>3. EXIT this manual</li> </ol>

**Table 2-6 Determine Which Documents Are Needed for the Importation of CITES Appendix II Regulated Timber Species (continued)**

If the article traded comes from:	And country of origin is:	And the permittee:	And the importer:	Then:
<ul style="list-style-type: none"> <li>◆ <i>Pterocarpus santalinus</i> (red sandalwood, redsanders)</li> <li>◆ <i>Senna meridionalis</i> (taraby)</li> <li>◆ <i>Swietenia humilis</i> (Pacific Coast mahogany)</li> </ul>	Any country	Is engaged in commercial business <sup>4</sup>	<p>Presents a USDA-APHIS ePermits-issued <i>Protected Plant Permit</i>, and <b>one</b> of the following <b>CITES</b> management authority-issued <b>original</b> <sup>5</sup> Appendix II documents:</p> <ul style="list-style-type: none"> <li>◆ <i>Export Permit</i> or <i>Re-export Certificate</i> designating source code W for specimens collected from the wild; or source code A for artificial propagation (plantation grown)</li> <li>◆ Other Certificate designating Pre-Convention specimens; and designating the date of acquisition or certification the specimens were acquired before the date first included in the CITES appendices</li> </ul> <p>Other permits may be required under 7 CFR 319.40; see notice on <a href="#">page 2-33</a></p>	GO to <a href="#">Step 5: Collect the Appropriate Documents Associated with the Shipment</a> on page 2-97
			<p><b>Lacks</b> the required CITES document</p>	<ol style="list-style-type: none"> <li>1. PLACE the shipment on HOLD</li> <li>2. GO to <a href="#">Violations, Seizures, and Forfeitures</a> on page 4-1</li> </ol>
			<p><b>Lacks</b> a <i>Protected Plant Permit</i></p>	ALLOW the exporter to apply for a <i>Protected Plant Permit</i> (see <a href="#">Confirm PPP Valid or Apply for a PPP</a> on page 2-105)
			<p>Has an <b>expired</b> <i>Protected Plant Permit</i></p>	ALLOW the exporter to apply for a <i>Protected Plant Permit</i> (see <a href="#">Confirm PPP Valid or Apply for a PPP</a> on page 2-105)
		Is <b>not</b> engaged in commercial business		GO to <a href="#">page 2-59</a>



**Table 2-6 Determine Which Documents Are Needed for the Importation of CITES Appendix II Regulated Timber Species (continued)**

If the article traded comes from:	And country of origin is:	And the permittee:	And the importer:	Then:
<ul style="list-style-type: none"> <li>◆ <i>Pterocarpus santalinus</i> (red sandalwood, redsanders)</li> <li>◆ <i>Senna meridionalis</i> (taraby)</li> <li>◆ <i>Swietenia humilis</i> (Pacific Coast mahogany)</li> </ul>	Any country	Is <b>not</b> engaged in commercial business	<p>Presents <b>one</b> of the following CITES-issued original <sup>5</sup> Appendix II documents:</p> <ul style="list-style-type: none"> <li>◆ <i>Export Permit or Re-export Certificate</i> designating source code W for specimens collected from the wild; or source code A for artificial propagation (plantation grown)</li> <li>◆ <i>Other Certificate</i> designating Pre-Convention specimens; and designating the date of acquisition or certification the specimens were acquired before the date first included in the CITES appendices</li> </ul> <p>Other permits may be required under 7 CFR 319.40; see notice on <a href="#">page 2-33</a></p>	<p>GO to <a href="#">Step 5: Collect the Appropriate Documents Associated with the Shipment</a> on page 2-97</p>
			<p><b>Lacks</b> the required CITES document</p>	<ol style="list-style-type: none"> <li>1. PLACE the shipment on HOLD</li> <li>2. GO to <a href="#">Violations, Seizures, and Forfeitures</a> on page 4-1</li> </ol>

**Table 2-6 Determine Which Documents Are Needed for the Importation of CITES Appendix II Regulated Timber Species (continued)**

If the article traded comes from:	And country of origin is:	And the permittee:	And the importer:	Then:
<p>◆ <i>Swietenia macrophylla</i><sup>8</sup> (bigleaf mahogany)</p>	<p>Neotropics<sup>9</sup> (includes articles originating in the Neotropics that were re-exported from another country, <b>except</b> Brazil and Nicaragua<sup>10</sup>)</p>	<p>Is engaged in commercial business<sup>4</sup></p>	<p>Presents a USDA-APHIS ePermits-issued <i>Protected Plant Permit</i>, and <b>one</b> of the following <b>CITES</b> issued <b>original</b><sup>5</sup> Appendix II documents:</p> <ul style="list-style-type: none"> <li>◆ <i>Export Permit or Re-export Certificate</i> designating source code W for specimens collected from the wild; or source code A for artificial propagation (plantation grown)</li> <li>◆ <i>Other Certificate</i> designating Pre-Convention specimens; and designating the date of acquisition or certification that the specimens were acquired before the date first included in the CITES appendices</li> </ul> <p>Other permits may be required under 7 CFR 319.40; see notice on <a href="#">page 2-33</a></p>	<p>GO to <a href="#">Step 5: Collect the Appropriate Documents Associated with the Shipment</a> on page 2-97</p>
			<p><b>Lacks</b> the required CITES document</p>	<ol style="list-style-type: none"> <li>1. PLACE the shipment on HOLD</li> <li>2. GO to <a href="#">Violations, Seizures, and Forfeitures</a> on page 4-1</li> </ol>
			<p><b>Lacks</b> a <i>Protected Plant Permit</i> Has an <b>expired</b> <i>Protected Plant Permit</i></p>	<p>ALLOW the exporter to apply for a <i>Protected Plant Permit</i> (see <a href="#">Confirm PPP Valid or Apply for a PPP</a> on page 2-105)</p>
			<p>Brazil or Nicaragua</p>	<p style="text-align: center;">—————→</p>
<p><b>Other than</b> listed above</p>	<p style="text-align: center;">—————→</p>	<p style="text-align: center;">—————→</p>	<p>GO to <a href="#">page 2-61</a></p>	

**Table 2-6 Determine Which Documents Are Needed for the Importation of CITES Appendix II Regulated Timber Species (continued)**

If the article traded comes from:	And country of origin is:	And the permittee:	And the importer:	Then:
<p>◆ <i>Swietenia macrophylla</i><sup>8</sup> (bigleaf mahogany)</p>	<p>Neotropics<sup>9</sup> (includes articles originating in the Neotropics that were re-exported from another country, <b>except</b> Brazil and Nicaragua<sup>10</sup>)</p>	<p>Is <b>not</b> engaged in commercial business</p>	<p>Presents <b>one</b> of the following CITES-issued <b>original</b><sup>5</sup> Appendix II documents:</p> <ul style="list-style-type: none"> <li>◆ <i>Export Permit or Re-export Certificate</i> designating source code W for specimens collected from the wild; or source code A for artificial propagation (plantation grown)</li> <li>◆ <i>Other Certificate</i> designating Pre-Convention specimens; and designating the date of acquisition or certification the specimens were acquired before the date first included in the CITES appendices</li> </ul> <p>Other permits may be required under 7 CFR 319.40; see notice on <a href="#">page 2-33</a></p>	<p>GO to <a href="#">Step 5: Collect the Appropriate Documents Associated with the Shipment</a> on page 2-97</p>
	<p>Lacks the required CITES document</p>			<ol style="list-style-type: none"> <li>1. PLACE the shipment on HOLD</li> <li>2. GO to <a href="#">Violations, Seizures, and Forfeitures</a> on page 4-1</li> </ol>
	<p>Brazil or Nicaragua<sup>10</sup></p>		<p>—————→</p>	
<p><b>Other than</b> Brazil, Neotropics, Nicaragua</p>	<p>—————→</p>		<ol style="list-style-type: none"> <li>1. REVIEW the shipping documents to verify the country of origin is <b>not</b> Brazil, the Neotropics<sup>9</sup>, and Nicaragua</li> <li>2. The articles are <b>not</b> regulated by CITES; EXIT this manual</li> </ol>	

**Table 2-6 Determine Which Documents Are Needed for the Importation of CITES Appendix II Regulated Timber Species (continued)**

If the article traded comes from:	And country of origin is:	And the permittee:	And the importer:	Then:
<p>◆ <i>Swietenia mahogani</i> (Caribbean mahogany)</p>	<p>Any country</p>	<p>Is engaged in commercial business <sup>4</sup></p>	<p>Presents a USDA-APHIS ePermits-issued Protected Plant Permit, <b>and one</b> of the following <b>CITES-issued original</b> <sup>5</sup> Appendix II documents:</p> <ul style="list-style-type: none"> <li>◆ <i>Export Permit or Re-export Certificate</i> designating source code W for specimens collected from the wild; or source code A for artificial propagation (plantation grown)</li> <li>◆ <i>Other Certificate</i> designating Pre-Convention specimens; and designating the date of acquisition or certification the specimens were acquired before the date first included in the CITES appendices</li> </ul> <p>Other permits may be required under 7 CFR 319.40; see notice on <a href="#">page 2-33</a></p>	<p>GO to <a href="#">Step 5: Collect the Appropriate Documents Associated with the Shipment</a> on page 2-97</p>
			<p><b>Lacks</b> the required CITES document</p>	<ol style="list-style-type: none"> <li>1. PLACE the shipment on HOLD</li> <li>2. GO to <a href="#">Violations, Seizures, and Forfeitures</a></li> </ol>
			<p><b>Lacks</b> a <i>Protected Plant Permit</i></p>	<p>ALLOW the exporter to apply for a <i>Protected Plant Permit</i> (see <a href="#">Confirm PPP Valid or Apply for a PPP</a>)</p>
			<p>Has an <b>expired</b> <i>Protected Plant Permit</i></p>	<p>ALLOW the exporter to apply for a <i>Protected Plant Permit</i> (see <a href="#">Confirm PPP Valid or Apply for a PPP</a>)</p>
		<p>Is <b>not</b> engaged in commercial business</p>	<p style="text-align: center;">—————→</p>	<p>GO to <a href="#">page 2-63</a></p>

**Table 2-6 Determine Which Documents Are Needed for the Importation of CITES Appendix II Regulated Timber Species (continued)**

If the article traded comes from:	And country of origin is:	And the permittee:	And the importer:	Then:
<p>◆ <i>Swietenia mahogani</i> (Caribbean mahogany)</p>	<p>Any country</p>	<p>Is <b>not</b> engaged in commercial business</p>	<p>Presents <b>one</b> of the following <b>CITES-issued original</b> <sup>5</sup> Appendix II documents:</p> <ul style="list-style-type: none"> <li>◆ <i>Export Permit or Re-export Certificate</i> designating source code W for specimens collected from the wild; or source code A for artificial propagation (plantation grown)</li> <li>◆ <i>Other Certificate</i> designating Pre-Convention specimens; and designating the date of acquisition or certification the specimens were acquired before the date first included in the CITES appendices</li> </ul> <p>Other permits may be required under 7 CFR 319.40; see notice on <a href="#">page 2-33</a></p>	<p>GO to <a href="#">Step 5: Collect the Appropriate Documents Associated with the Shipment</a> on page 2-97</p>
			<p><b>Lacks</b> the required CITES document</p>	<ol style="list-style-type: none"> <li>1. PLACE the shipment on HOLD</li> <li>2. GO to <a href="#">Violations, Seizures, and Forfeitures</a> on page 4-1</li> </ol>

**Table 2-6 Determine Which Documents Are Needed for the Importation of CITES Appendix II Regulated Timber Species (continued)**

If the article traded comes from:	And country of origin is:	And the permittee:	And the importer:	Then:
<p>◆ <i>Widdringtonia whytei</i> (Mulanje cedar)</p>	<p>Any country</p>	<p>Is engaged in commercial business <sup>4</sup></p>	<p>Presents a USDA-APHIS ePermits-issued Protected Plant Permit, <b>and one</b> of the following <b>CITES-issued original</b> <sup>5</sup> Appendix II documents:</p> <ul style="list-style-type: none"> <li>◆ <i>Export Permit or Re-export Certificate</i> designating source code W for specimens collected from the wild; or source code A for artificial propagation (plantation grown)</li> <li>◆ <i>Other Certificate</i> designating Pre-Convention specimens; and designating the date of acquisition or certification the specimens were acquired before the date first included in the CITES appendices</li> </ul> <p>Other permits may be required under 7 CFR 319.40; see notice on <a href="#">page 2-33</a></p>	<p>GO to <a href="#">Step 5: Collect the Appropriate Documents Associated with the Shipment</a> on page 2-97</p>
		<p>Is <b>not</b> engaged in commercial business</p>	<p><b>Lacks</b> the required CITES document</p>	<p>1. PLACE the shipment on HOLD 2. GO to <a href="#">Violations, Seizures, and Forfeitures</a></p>
			<p>—————→</p>	<p>GO to <a href="#">page 2-65</a></p>



12 The National CITES Coordinator is John Veremis, e-mail [john.veremis@usda.gov](mailto:john.veremis@usda.gov).



### Required Documents for Importation of Appendix III Timber Species

The importation of CITES Appendix III timber species is permitted when presented with the appropriate documentation issued by a CITES management authority for the following categories of trade:

- ◆ Articles derived from trees cut in the wild originating from a country that included the species in Appendix III  
(when presented with a CITES management authority-issued *CITES Export Permit* or *Re-export Certificate* designating source code W for specimens collected from the wild)
- ◆ Articles derived from trees cut in the wild originating from a country **other than** the country that included the species in Appendix III  
(when presented with a CITES management authority-issued *CITES Certificate of Origin* or *Re-export Certificate* designating source code W)
- ◆ Articles derived from plantation-grown trees  
(when presented with a CITES management authority-issued *CITES Export Permit* or *Re-export Certificate* designating source code A for artificial propagation)
- ◆ Articles acquired prior to the date the CITES Convention listed the species  
(when presented with a CITES management authority-issued *CITES Other Certificate* designating Pre-Convention specimens; and designating the date of acquisition or certification the specimens were acquired before the date first included in the CITES appendices)

See [Table 2-7](#) on page 2-68 to determine which documents are required for the importation of CITES Appendix III regulated timber species.

**Table 2-7 Determine Which Documents Are Needed for the Importation of CITES Appendix III Timber Species**

If the timber species is:	And the country of origin is:	And the permittee:	And the importer:	Then:
<p><b>NOTICE</b></p> <p>Use these guidelines in conjunction with 7CFR 319.40, and see the <a href="#">Wood and Wood Byproducts section of the Agricultural Commodity and Import Requirements database</a> and the Plant Protection Act. When applying these guidelines, first apply the regulations that prevent the entry of plant pests. In addition to a USDA-APHIS ePermits-issued <i>Protected Plant Permit</i>, many wood and forest products also require <i>PPQ Form 597, Import Permit for Plants and Plant Products</i> (see also <i>PPQ Form 585, Application to Import Timber or Timber Products</i>).</p>				


**Table 2-7 Determine Which Documents Are Needed for the Importation of CITES Appendix III Timber Species (continued)**

If the timber species is:	And the country of origin is:	And the permittee:	And the importer:	Then:
<p><i>Dipteryx panamensis</i> (almendro)</p>	<p>Costa Rica or Nicaragua  (includes articles originating in Costa Rica or Nicaragua that were re-exported from another country)</p>	<p>Is engaged in commercial business <sup>1</sup></p>	<p>Presents a USDA-APHIS ePermits-issued <i>Protected Plant Permit</i> and <b>one</b> of the following <b>CITES-issued original</b> <sup>2</sup> Appendix III documents:</p> <ul style="list-style-type: none"> <li>◆ <i>Export Permit or Re-export Certificate</i> designating source code W for specimens collected from the wild; or source code A for artificial propagation (plantation grown)</li> <li>◆ <i>Other Certificate</i> designating Pre-Convention specimens; and designating the date of acquisition or certification the specimens were acquired before the date first included in the CITES appendices</li> </ul> <p>Other permits may be required under 7 CFR 319.40; see notice on <a href="#">page 2-68</a></p>	<p>GO to <a href="#">Step 5: Collect the Appropriate Documents Associated with the Shipment</a> on page 2-97</p>
		<p><b>Lacks</b> the required CITES document</p>	<p><b>Lacks</b> a <i>Protected Plant Permit</i></p>	<ol style="list-style-type: none"> <li>1. PLACE the shipment on HOLD</li> <li>2. GO to <a href="#">Violations, Seizures, and Forfeitures</a> on page 4-1</li> </ol>
		<p><b>Lacks</b> a <i>Protected Plant Permit</i></p>	<p>Has an <b>expired</b> <i>Protected Plant Permit</i></p>	<ol style="list-style-type: none"> <li>1. ALLOW the exporter to apply for a <i>Protected Plant Permit</i></li> <li>2. GO <a href="#">Confirm PPP Valid or Apply for a PPP</a> on page 2-105</li> </ol>
		<p>Has an <b>expired</b> <i>Protected Plant Permit</i></p>	<p>ALLOW the exporter to apply for a <i>Protected Plant Permit</i> (see <a href="#">Confirm PPP Valid or Apply for a PPP</a>)</p>	<p>ALLOW the exporter to apply for a <i>Protected Plant Permit</i> (see <a href="#">Confirm PPP Valid or Apply for a PPP</a>)</p>
		<p>Is <b>not</b> engaged in commercial business</p>	<p>—————→</p>	<p>GO to <a href="#">page 2-70</a></p>

**Table 2-7 Determine Which Documents Are Needed for the Importation of CITES Appendix III Timber Species (continued)**

If the timber species is:	And the country of origin is:	And the permittee:	And the importer:	Then:
<p><i>Dipteryx panamensis</i> (almendro)</p>	<p>Costa Rica or Nicaragua  (includes articles originating in Costa Rica or Nicaragua that were re-exported from another country)</p>	<p>Is <b>not</b> engaged in commercial business</p>	<p>Presents <b>one</b> of the following <b>CITES-issued original</b> <sup>2</sup> Appendix III documents:</p> <ul style="list-style-type: none"> <li>◆ <i>Export Permit or Re-export Certificate</i> designating source code W for specimens collected from the wild; or source code A for artificial propagation (plantation grown)</li> <li>◆ <i>Other Certificate</i> designating Pre-Convention specimens; and designating the date of acquisition or certification the specimens were acquired before the date first included in the CITES appendices</li> </ul> <p>Other permits may be required under 7 CFR 319.40; see advisory notice on <a href="#">page 2-68</a></p>	<p>GO to <a href="#">Step 5: Collect the Appropriate Documents Associated with the Shipment</a> on page 2-97</p>
			<p><b>Lacks</b> the required CITES document</p>	<ol style="list-style-type: none"> <li>1. PLACE the shipment on HOLD</li> <li>2. GO to <a href="#">Violations, Seizures, and Forfeitures</a> on page 4-1</li> </ol>
<p><b>Other than</b> listed above</p>			<p>—————▶</p>	<p>GO to <a href="#">page 2-71</a></p>

**Table 2-7 Determine Which Documents Are Needed for the Importation of CITES Appendix III Timber Species (continued)**

If the timber species is:	And the country of origin is:	And the permittee:	And the importer:	Then:
<i>Dipteryx panamensis</i> (almendro)	<b>Other than</b> Costa Rica or Nicaragua	Is engaged in commercial business <sup>1</sup>	Presents a USDA-APHIS ePermits-issued Protected Plant Permit, and <b>one</b> of the following <b>CITES-issued original</b> <sup>2</sup> Appendix III documents: <ul style="list-style-type: none"> <li>◆ <i>Certificate of Origin</i> <sup>3</sup></li> <li>◆ <i>Export Permit or Re-export Certificate</i> designating source code W for specimens collected from the wild; or source code A for artificial propagation (plantation grown)</li> <li>◆ <i>Other Certificate</i> designating Pre-Convention specimens; and designating the date of acquisition or certification the specimens were acquired before the date first included in the CITES appendices</li> </ul> Other permits may be required under 7 CFR 319.40; see advisory notice on <a href="#">page 2-68</a>	GO to <a href="#">Step 5: Collect the Appropriate Documents Associated with the Shipment</a> on page 2-97
		<b>Lacks</b> the required CITES document		1. PLACE the shipment on HOLD 2. GO to <a href="#">Violations, Seizures, and Forfeitures</a> on page 4-1
		<b>Lacks</b> a <i>Protected Plant Permit</i>		ALLOW the exporter to apply for a <i>Protected Plant Permit</i> (see <a href="#">Confirm PPP Valid or Apply for a PPP</a> on page 2-105)
		Has an <b>expired</b> <i>Protected Plant Permit</i>		ALLOW the exporter to apply for a <i>Protected Plant Permit</i> (see <a href="#">Confirm PPP Valid or Apply for a PPP</a> )
		Is <b>not</b> engaged in commercial business		GO to <a href="#">page 2-72</a>


**Table 2-7 Determine Which Documents Are Needed for the Importation of CITES Appendix III Timber Species (continued)**

If the timber species is:	And the country of origin is:	And the permittee:	And the importer:	Then:
<p><i>Dipteryx panamensis</i> (almendro)</p>	<p><b>Other than</b> Costa Rica or Nicaragua</p>	<p>Is <b>not</b> engaged in commercial business</p>	<p>Presents <b>one</b> of the following <b>CITES-issued original</b> <sup>2</sup> Appendix III documents:</p> <ul style="list-style-type: none"> <li>◆ <i>Certificate of Origin</i> <sup>3</sup></li> <li>◆ <i>Export Permit</i> or <i>Re-export Certificate</i> designating source code W for specimens collected from the wild; or source code A for artificial propagation (plantation grown)</li> <li>◆ <i>Other Certificate</i> designating Pre-Convention specimens; and designating the date of acquisition or certification the specimens were acquired before the date first included in the CITES appendices</li> </ul> <p>Other permits may be required under 7 CFR 319.40; see advisory notice on <a href="#">page 2-68</a></p>	<p>GO to <a href="#">Step 5: Collect the Appropriate Documents Associated with the Shipment</a> on page 2-97</p>
			<p><b>Lacks</b> the required CITES document</p>	<ol style="list-style-type: none"> <li>1. PLACE the shipment on HOLD</li> <li>2. GO to <a href="#">Violations, Seizures, and Forfeitures</a> on page 4-1</li> </ol>

**Table 2-7 Determine Which Documents Are Needed for the Importation of CITES Appendix III Timber Species (continued)**

If the timber species is:	And the country of origin is:	And the permittee:	And the importer:	Then:
<p><i>Fraxinus mandshurica</i> (manchurian ash)</p>	<p>Russian Federation  (includes articles originating in the Russian Federation that were re-exported from another country)</p>	<p>Is engaged in commercial business <sup>1</sup></p>	<p>Presents a USDA-APHIS ePermits-issued Protected Plant Permit, and <b>one</b> of the following <b>CITES-issued original</b> <sup>2</sup> Appendix III documents:</p> <ul style="list-style-type: none"> <li>◆ <i>Export Permit or Re-export Certificate</i> designating source code W for specimens collected from the wild; or source code A for artificial propagation (plantation grown)</li> <li>◆ <i>Other Certificate</i> designating Pre-Convention specimens; and designating the date of acquisition or certification the specimens were acquired before the date first included in the CITES appendices</li> </ul> <p>Other permits may be required under 7 CFR 319.40; see notice <a href="#">page 2-68</a></p>	<p>GO to <a href="#">Step 5: Collect the Appropriate Documents Associated with the Shipment</a> on page 2-97</p>
			<p><b>Lacks</b> the required CITES document</p>	<ol style="list-style-type: none"> <li>1. PLACE the shipment on HOLD</li> <li>2. GO to <a href="#">Violations, Seizures, and Forfeitures</a> on page 4-1</li> </ol>
			<p>Lacks a <i>Protected Plant Permit</i></p>	<ol style="list-style-type: none"> <li>1. ALLOW the exporter to apply for a <i>Protected Plant Permit</i></li> <li>2. GO to <a href="#">Confirm PPP Valid or Apply for a PPP</a> on page 2-105</li> </ol>
			<p>Has an expired <i>Protected Plant Permit</i></p>	<ol style="list-style-type: none"> <li>1. ALLOW the exporter to apply for a <i>Protected Plant Permit</i></li> <li>2. GO <a href="#">Confirm PPP Valid or Apply for a PPP</a></li> </ol>
		<p>Is <b>not</b> engaged in commercial business</p>	<p style="text-align: center;">—————→</p>	<p>GO to <a href="#">page 2-74</a></p>

**Table 2-7 Determine Which Documents Are Needed for the Importation of CITES Appendix III Timber Species (continued)**

If the timber species is:	And the country of origin is:	And the permittee:	And the importer:	Then:
<i>Fraxinus mandshurica</i> (manchurian ash)	Russian Federation (includes articles originating in the Russian Federation that were re-exported from another country)	Is <b>not</b> engaged in commercial business	Presents <b>one</b> of the following <b>CITES-issued original</b> <sup>2</sup> Appendix III documents: <ul style="list-style-type: none"> <li>◆ <i>Export Permit or Re-export Certificate</i> designating source code W for specimens collected from the wild; or source code A for artificial propagation (plantation grown)</li> <li>◆ <i>Other Certificate</i> designating Pre-Convention specimens; and designating the date of acquisition or certification the specimens were acquired before the date first included in the CITES appendices</li> </ul> Other permits may be required under 7 CFR 319.40; see notice <a href="#">page 2-68</a>	GO to <a href="#">Step 5: Collect the Appropriate Documents Associated with the Shipment</a> on page 2-97
			<b>Lacks</b> the required CITES document	1. PLACE the shipment on HOLD 2. GO to <a href="#">Violations, Seizures, and Forfeitures</a> on page 4-1
<b>Other than</b> listed above				GO to <a href="#">page 2-75</a>



**Table 2-7 Determine Which Documents Are Needed for the Importation of CITES Appendix III Timber Species (continued)**

If the timber species is:	And the country of origin is:	And the permittee:	And the importer:	Then:
<p><i>Fraxinus mandshurica</i> (manchurian ash)</p>	<p><b>Other than</b> Russian Federation</p>	<p>Is engaged in commercial business <sup>1</sup></p>	<p>Presents a USDA-APHIS ePermits-issued Protected Plant Permit, and <b>one</b> of the following <b>CITES-issued original</b> <sup>2</sup> Appendix III documents:</p> <ul style="list-style-type: none"> <li>◆ <i>Certificate of Origin</i> <sup>3</sup></li> <li>◆ <i>Export Permit or Re-export Certificate</i> designating source code W for specimens collected from the wild; or source code A for artificial propagation (plantation grown)</li> <li>◆ <i>Other Certificate</i> designating Pre-Convention specimens; and designating the date of acquisition or certification the specimens were acquired before the date first included in the CITES appendices</li> </ul> <p>Other permits may be required under 7 CFR 319.40; see notice <a href="#">page 2-68</a></p>	<p>GO to <a href="#">Step 5: Collect the Appropriate Documents Associated with the Shipment</a> on page 2-97</p>
			<p><b>Lacks</b> the required CITES document</p>	<ol style="list-style-type: none"> <li>1. PLACE the shipment on HOLD</li> <li>2. GO to <a href="#">Violations, Seizures, and Forfeitures</a> on page 4-1</li> </ol>
			<p><b>Lacks</b> a <i>Protected Plant Permit</i></p>	<p>ALLOW the exporter to apply for a <i>Protected Plant Permit</i> (see <a href="#">Confirm PPP Valid or Apply for a PPP</a> on page 2-105)</p>
			<p>Has an <b>expired</b> <i>Protected Plant Permit</i></p>	<p>ALLOW the exporter to apply for a <i>Protected Plant Permit</i> (see <a href="#">Confirm PPP Valid or Apply for a PPP</a>)</p>

**Table 2-7 Determine Which Documents Are Needed for the Importation of CITES Appendix III Timber Species (continued)**

If the timber species is:	And the country of origin is:	And the permittee:	And the importer:	Then:
<i>Fraxinus mandshurica</i> (manchurian ash)	<b>Other than</b> Russian Federation	Is <b>not</b> engaged in commercial business	Presents <b>one</b> of the following <b>CITES-issued original</b> <sup>2</sup> Appendix III documents: <ul style="list-style-type: none"> <li>◆ <i>Certificate of Origin</i> <sup>3</sup></li> <li>◆ <i>Export Permit or Re-export Certificate</i> designating source code W for specimens collected from the wild; or source code A for artificial propagation (plantation grown)</li> <li>◆ <i>Other Certificate</i> designating Pre-Convention specimens; and designating the date of acquisition or certification the specimens were acquired before the date first included in the CITES appendices</li> </ul> Other permits may be required under 7 CFR 319.40; see notice on <a href="#">page 2-68</a>	GO to <a href="#">Step 5: Collect the Appropriate Documents Associated with the Shipment</a> on page 2-97
			<b>Lacks</b> the required CITES document	1. PLACE the shipment on HOLD 2. GO to <a href="#">Violations, Seizures, and Forfeitures</a> on page 4-1

**Table 2-7 Determine Which Documents Are Needed for the Importation of CITES Appendix III Timber Species (continued)**

If the timber species is:	And the country of origin is:	And the permittee:	And the importer:	Then:
<p><i>Magnolia liliifera</i> var. <i>obovata</i> (magnolia)</p>	<p>Nepal  (includes articles originating in Nepal that were re-exported from another country)</p>	<p>Is engaged in commercial business <sup>1</sup></p>	<p>Presents a USDA-APHIS ePermits-issued <i>Protected Plant Permit</i>, and <b>one</b> of the following Appendix III <b>CITES-issued original</b> <sup>2</sup> documents:</p> <ul style="list-style-type: none"> <li>◆ <i>Export Permit or Re-export Certificate</i> designating source code W for specimens collected from the wild; or source code A for artificial propagation (plantation grown)</li> <li>◆ <i>Other Certificate</i> designating Pre-Convention specimens; and designating the date of acquisition or certification the specimens were acquired before the date first included in the CITES appendices</li> </ul> <p>Other permits may be required under 7 CFR 319.40; see notice on <a href="#">page 2-68</a></p>	<p>GO to <a href="#">Step 5: Collect the Appropriate Documents Associated with the Shipment</a> on page 2-97</p>
			<p><b>Lacks</b> the required CITES document</p>	<ol style="list-style-type: none"> <li>1. PLACE the shipment on HOLD</li> <li>2. GO to <a href="#">Violations, Seizures, and Forfeitures</a> on page 4-1</li> </ol>
			<p><b>Lacks</b> a Protected Plant Permit</p>	<p>ALLOW the exporter to apply for a <i>Protected Plant Permit</i> (see <a href="#">Confirm PPP Valid or Apply for a PPP</a> on page 2-105)</p>
			<p>Has an <b>expired</b> Protected Plant Permit</p>	<p>ALLOW the exporter to apply for a <i>Protected Plant Permit</i> (see <a href="#">Confirm PPP Valid or Apply for a PPP</a> on page 2-105)</p>

**Table 2-7 Determine Which Documents Are Needed for the Importation of CITES Appendix III Timber Species (continued)**

If the timber species is:	And the country of origin is:	And the permittee:	And the importer:	Then:
<p><i>Magnolia liliifera</i> var. <i>obovata</i> (magnolia)</p>	<p>Nepal (includes articles originating in Nepal that were re-exported from another country)</p>	<p>Is <b>not</b> engaged in commercial business</p>	<p>Presents <b>one</b> of the following <b>CITES-issued original</b> <sup>2</sup> Appendix III documents:</p> <ul style="list-style-type: none"> <li>◆ <i>Export Permit or Re-export Certificate</i> designating source code W for specimens collected from the wild; or source code A for artificial propagation (plantation grown)</li> <li>◆ <i>Other Certificate</i> designating Pre-Convention specimens; and designating the date of acquisition or certification the specimens were acquired before the date first included in the CITES appendices</li> </ul> <p>Other permits may be required under 7 CFR 319.40; see notice on <a href="#">page 2-68</a></p>	<p>GO to <a href="#">Step 5: Collect the Appropriate Documents Associated with the Shipment</a> on page 2-97</p>
			<p><b>Lacks</b> the required CITES document</p>	<ol style="list-style-type: none"> <li>1. PLACE the shipment on HOLD</li> <li>2. GO to <a href="#">Violations, Seizures, and Forfeitures</a> on page 4-1</li> </ol>

**Table 2-7 Determine Which Documents Are Needed for the Importation of CITES Appendix III Timber Species (continued)**

If the timber species is:	And the country of origin is:	And the permittee:	And the importer:	Then:
<p><i>Magnolia liliifera</i> var. <i>obovata</i> (magnolia)</p>	<p>Other than Nepal</p>	<p>Is engaged in commercial business <sup>1</sup></p>	<p>Presents a USDA-APHIS ePermits-issued <i>Protected Plant Permit</i>, <b>and one</b> of the following <b>CITES-issued original</b> <sup>2</sup> Appendix III documents:</p> <ul style="list-style-type: none"> <li>◆ <i>Certificate of Origin</i> <sup>3</sup></li> <li>◆ <i>Export Permit</i> or <i>Re-export Certificate</i> designating source code W for specimens collected from the wild; or source code A for artificial propagation (plantation grown)</li> <li>◆ <i>Other Certificate</i> designating Pre-Convention specimens; and designating the date of acquisition or certification the specimens were acquired before the date first included in the CITES appendices</li> </ul> <p>Other permits may be required under 7 CFR 319.40; see notice on <a href="#">page 2-68</a></p>	<p>GO to <a href="#">Step 5: Collect the Appropriate Documents Associated with the Shipment</a> on page 2-97</p>
			<p><b>Lacks</b> the required CITES document</p>	<ol style="list-style-type: none"> <li>1. PLACE the shipment on HOLD</li> <li>2. GO to <a href="#">Violations, Seizures, and Forfeitures</a></li> </ol>
			<p><b>Lacks</b> a <i>Protected Plant Permit</i></p>	<p>ALLOW the exporter to apply for a Protected Plant Permit (see <a href="#">Confirm PPP Valid or Apply for a PPP</a> on page 2-105)</p>
			<p>Has an <b>expired</b> <i>Protected Plant Permit</i></p>	<p>ALLOW the exporter to apply for a Protected Plant Permit (see <a href="#">Confirm PPP Valid or Apply for a PPP</a> on page 2-105)</p>

**Table 2-7 Determine Which Documents Are Needed for the Importation of CITES Appendix III Timber Species (continued)**

If the timber species is:	And the country of origin is:	And the permittee:	And the importer:	Then:
<p><i>Magnolia liliifera</i> var. <i>obovata</i> (magnolia)</p>	<p><b>Other than Nepal</b></p>	<p>Is <b>not</b> engaged in commercial business</p>	<p>Presents <b>one</b> of the following <b>CITES-issued original</b> <sup>2</sup> Appendix III documents:</p> <ul style="list-style-type: none"> <li>◆ <i>Certificate of Origin</i> <sup>3</sup></li> <li>◆ <i>Export Permit</i> or <i>Re-export Certificate</i> designating source code W for specimens collected from the wild; or source code A for artificial propagation (plantation grown)</li> <li>◆ <i>Other Certificate</i> designating Pre-Convention specimens; and designating the date of acquisition or certification the specimens were acquired before the date first included in the CITES appendices</li> </ul> <p>Other permits may be required under 7 CFR 319.40; see notice on <a href="#">page 2-68</a></p>	<p>GO to <a href="#">Step 5: Collect the Appropriate Documents Associated with the Shipment</a> on page 2-97</p>
			<p><b>Lacks</b> the required CITES document</p>	<ol style="list-style-type: none"> <li>1. PLACE the shipment on HOLD</li> <li>2. GO to <a href="#">Violations, Seizures, and Forfeitures</a> on page 4-1</li> </ol>

**Table 2-7 Determine Which Documents Are Needed for the Importation of CITES Appendix III Timber Species (continued)**

If the timber species is:	And the country of origin is:	And the permittee:	And the importer:	Then:
<p><i>Pinus koraiensis</i> (Korean pine)</p>	<p>Russian Federation  (includes articles originating in the Russian Federation that were re-exported from another country)</p>	<p>Is engaged in commercial business <sup>1</sup></p>	<p>Presents a USDA-APHIS ePermits-issued Protected Plant Permit, and <b>one</b> of the following <b>CITES-issued original</b> <sup>2</sup> Appendix III documents:</p> <ul style="list-style-type: none"> <li>◆ <i>Export Permit or Re-export Certificate</i> designating source code W for specimens collected from the wild; or source code A for artificial propagation (plantation grown)</li> <li>◆ <i>Other Certificate</i> designating Pre-Convention specimens; and designating the date of acquisition or certification the specimens were acquired before the date first included in the CITES appendices</li> </ul> <p>Other permits may be required under 7 CFR 319.40; see notice on <a href="#">page 2-68</a></p>	<p>GO to <a href="#">Step 5: Collect the Appropriate Documents Associated with the Shipment</a> on page 2-97</p>
			<p><b>Lacks</b> the required CITES document</p>	<ol style="list-style-type: none"> <li>1. PLACE the shipment on HOLD</li> <li>2. GO to <a href="#">Violations, Seizures, and Forfeitures</a> on page 4-1</li> </ol>
			<p><b>Lacks a Protected Plant Permit</b></p>	<ol style="list-style-type: none"> <li>1. ALLOW the exporter to apply for a <i>Protected Plant Permit</i></li> <li>2. GO <a href="#">Confirm PPP Valid or Apply for a PPP</a> on page 2-105</li> </ol>
			<p>Has an <b>expired Protected Plant Permit</b></p>	<ol style="list-style-type: none"> <li>1. ALLOW the exporter to apply for a <i>Protected Plant Permit</i></li> <li>2. GO <a href="#">Confirm PPP Valid or Apply for a PPP</a></li> </ol>

**Table 2-7 Determine Which Documents Are Needed for the Importation of CITES Appendix III Timber Species (continued)**

If the timber species is:	And the country of origin is:	And the permittee:	And the importer:	Then:
<p><i>Pinus koraiensis</i> (Korean pine)</p>	<p>Russian Federation  (includes articles originating in the Russian Federation that were re-exported from another country)</p>	<p>Is <b>not</b> engaged in commercial business</p>	<p>Presents <b>one</b> of the following <b>CITES-issued original</b> <sup>2</sup> Appendix III documents:</p> <ul style="list-style-type: none"> <li>◆ <i>Export Permit or Re-export Certificate</i> designating source code W for specimens collected from the wild; or source code A for artificial propagation (plantation grown)</li> <li>◆ <i>Other Certificate</i> designating Pre-Convention specimens; and designating the date of acquisition or certification the specimens were acquired before the date first included in the CITES appendices</li> </ul> <p>Other permits may be required under 7 CFR 319.40; see notice on <a href="#">page 2-68</a></p>	<p>GO to <a href="#">Step 5: Collect the Appropriate Documents Associated with the Shipment</a> on page 2-97</p>
			<p><b>Lacks</b> the required CITES document</p>	<ol style="list-style-type: none"> <li>1. PLACE the shipment on HOLD</li> <li>2. GO to <a href="#">Violations, Seizures, and Forfeitures</a> on page 4-1</li> </ol>



**Table 2-7 Determine Which Documents Are Needed for the Importation of CITES Appendix III Timber Species (continued)**

If the timber species is:	And the country of origin is:	And the permittee:	And the importer:	Then:
<i>Pinus koraiensis</i> (Korean pine)	<b>Other than</b> Russian Federation	Is engaged in commercial business <sup>1</sup>	Presents a USDA-APHIS ePermits issued <i>Protected Plant Permit</i> , and <b>one</b> of the following <b>CITES-issued original</b> <sup>2</sup> Appendix III documents: <ul style="list-style-type: none"> <li>◆ <i>Certificate of Origin</i> <sup>3</sup></li> <li>◆ <i>Export Permit</i> or <i>Re-export Certificate</i> designating source code W for specimens collected from the wild; or source code A for artificial propagation (plantation grown)</li> <li>◆ <i>Other Certificate</i> designating Pre-Convention specimens; and designating the date of acquisition or certification the specimens were acquired before the date first included in the CITES appendices</li> </ul> Other permits may be required under 7 CFR 319.40; see notice on <a href="#">page 2-68</a>	GO to <a href="#">Step 5: Collect the Appropriate Documents Associated with the Shipment</a> on page 2-97
			<b>Lacks</b> the required CITES document	1. PLACE the shipment on HOLD 2. GO to <a href="#">Violations, Seizures, and Forfeitures</a> on page 4-1
			<b>Lacks</b> a <i>Protected Plant Permit</i>	ALLOW the exporter to apply for a <i>Protected Plant Permit</i> (see <a href="#">Confirm PPP Valid or Apply for a PPP</a> on page 2-105)
			Has an <b>expired</b> <i>Protected Plant Permit</i>	ALLOW the exporter to apply for a <i>Protected Plant Permit</i> (see <a href="#">Confirm PPP Valid or Apply for a PPP</a> on page 2-105)

**Table 2-7 Determine Which Documents Are Needed for the Importation of CITES Appendix III Timber Species (continued)**

If the timber species is:	And the country of origin is:	And the permittee:	And the importer:	Then:
<i>Pinus koraiensis</i> (Korean pine)	<b>Other than</b> Russian Federation	Is <b>not</b> engaged in commercial business	Presents <b>one</b> of the following <b>CITES-issued original</b> <sup>2</sup> Appendix III documents: <ul style="list-style-type: none"> <li>◆ <i>Certificate of Origin</i> <sup>3</sup></li> <li>◆ <i>Export Permit or Re-export Certificate</i> designating source code W for specimens collected from the wild; or source code A for artificial propagation (plantation grown)</li> <li>◆ <i>Other Certificate</i> designating Pre-Convention specimens; and designating the date of acquisition or certification the specimens were acquired before the date first included in the CITES appendices</li> </ul> Other permits may be required under 7 CFR 319.40; see notice on <a href="#">page 2-68</a>	GO to <a href="#">Step 5: Collect the Appropriate Documents Associated with the Shipment</a> on page 2-97
			<b>Lacks</b> the required CITES document	<ol style="list-style-type: none"> <li>1. PLACE the shipment on HOLD</li> <li>2. GO to <a href="#">Violations, Seizures, and Forfeitures</a> on page 4-1</li> </ol>

**Table 2-7 Determine Which Documents Are Needed for the Importation of CITES Appendix III Timber Species (continued)**

If the timber species is:	And the country of origin is:	And the permittee:	And the importer:	Then:
<p><i>Podocarpus neriifolius</i> (podocarp)</p>	<p>Nepal (includes articles originating in Nepal that were re-exported from another country)</p>	<p>Is engaged in commercial business <sup>1</sup></p>	<p>Presents a USDA-APHIS ePermits issued <i>Protected Plant Permit</i>, and <b>one</b> of the following <b>CITES-issued original</b> <sup>2</sup> Appendix III documents:</p> <ul style="list-style-type: none"> <li>◆ <i>Export Permit or Re-export Certificate</i> designating source code W for specimens collected from the wild; or source code A for artificial propagation (plantation grown)</li> <li>◆ <i>Other Certificate</i> designating Pre-Convention specimens; and designating the date of acquisition or certification the specimens were acquired before the date first included in the CITES appendices</li> </ul> <p>Other permits may be required under 7 CFR 319.40; see notice on <a href="#">page 2-68</a></p>	<p>GO to <a href="#">Step 5: Collect the Appropriate Documents Associated with the Shipment</a> on page 2-97</p>
			<p><b>Lacks</b> the required CITES document</p>	<ol style="list-style-type: none"> <li>1. PLACE the shipment on HOLD</li> <li>2. GO to <a href="#">Violations, Seizures, and Forfeitures</a> on page 4-1</li> </ol>
			<p><b>Lacks</b> a <i>Protected Plant Permit</i></p>	<p>ALLOW the exporter to apply for a <i>Protected Plant Permit</i> (see <a href="#">Confirm PPP Valid or Apply for a PPP</a> on page 2-105)</p>
			<p>Has an <b>expired</b> <i>Protected Plant Permit</i></p>	<p>ALLOW the exporter to apply for a <i>Protected Plant Permit</i> (see <a href="#">Confirm PPP Valid or Apply for a PPP</a> on page 2-105)</p>

**Table 2-7 Determine Which Documents Are Needed for the Importation of CITES Appendix III Timber Species (continued)**

If the timber species is:	And the country of origin is:	And the permittee:	And the importer:	Then:
<p><i>Podocarpus neriifolius</i> (podocarp)</p>	<p>Nepal (includes articles originating in Nepal that were re-exported from another country)</p>	<p>Is <b>not</b> engaged in commercial business</p>	<p>Presents <b>one</b> of the following <b>CITES-issued original</b> <sup>2</sup> Appendix III documents:</p> <ul style="list-style-type: none"> <li>◆ <i>Export Permit or Re-export Certificate</i> designating source code W for specimens collected from the wild; or source code A for artificial propagation (plantation grown)</li> <li>◆ <i>Other Certificate</i> designating Pre-Convention specimens; and designating the date of acquisition or certification the specimens were acquired before the date first included in the CITES appendices</li> </ul> <p>Other permits may be required under 7 CFR 319.40; see notice on <a href="#">page 2-68</a></p>	<p>GO to <a href="#">Step 5: Collect the Appropriate Documents Associated with the Shipment</a></p>
			<p><b>Lacks</b> the required CITES document</p>	<ol style="list-style-type: none"> <li>1. PLACE the shipment on HOLD</li> <li>2. GO to <a href="#">Violations, Seizures, and Forfeitures</a> on page 4-1</li> </ol>

**Table 2-7 Determine Which Documents Are Needed for the Importation of CITES Appendix III Timber Species (continued)**

If the timber species is:	And the country of origin is:	And the permittee:	And the importer:	Then:
<p><i>Podocarpus neriifolius</i> (podocarp)</p>	<p>Other than Nepal</p>	<p>Is engaged in commercial business <sup>1</sup></p>	<p>Presents a USDA-APHIS ePermits-issued <i>Protected Plant Permit</i>, <b>and one</b> of the following <b>CITES-issued original</b> <sup>2</sup> Appendix III documents:</p> <ul style="list-style-type: none"> <li>◆ <i>Certificate of Origin</i> <sup>3</sup></li> <li>◆ <i>Export Permit</i> or <i>Re-export Certificate</i> designating source code W for specimens collected from the wild; or source code A for artificial propagation (plantation grown)</li> <li>◆ <i>Other Certificate</i> designating Pre-Convention specimens; and designating the date of acquisition or certification the specimens were acquired before the date first included in the CITES appendices</li> </ul> <p>Other permits may be required under 7 CFR 319.40; see notice on <a href="#">page 2-68</a></p>	<p>GO to <a href="#">Step 5: Collect the Appropriate Documents Associated with the Shipment</a> on page 2-97</p>
			<p><b>Lacks</b> the required CITES document</p>	<p>PLACE the shipment on HOLD</p> <p>GO to <a href="#">Violations, Seizures, and Forfeitures</a> on page 4-1</p>
			<p><b>Lacks</b> a <i>Protected Plant Permit</i></p>	<p>ALLOW the exporter to apply for a Protected Plant Permit (see <a href="#">Confirm PPP Valid or Apply for a PPP</a> on page 2-105)</p>
			<p>Has an <b>expired</b> <i>Protected Plant Permit</i></p>	<p>ALLOW the exporter to apply for a Protected Plant Permit (see <a href="#">Confirm PPP Valid or Apply for a PPP</a> on page 2-105)</p>


**Table 2-7 Determine Which Documents Are Needed for the Importation of CITES Appendix III Timber Species (continued)**

If the timber species is:	And the country of origin is:	And the permittee:	And the importer:	Then:
<p><i>Podocarpus neriifolius</i> (podocarp)</p>	<p>Other than Nepal</p>	<p>Is <b>not</b> engaged in commercial business</p>	<p>REQUIRE <b>one</b> of the following <b>CITES-issued original</b> <sup>2</sup> Appendix III documents:</p> <ul style="list-style-type: none"> <li>◆ <i>Certificate of Origin</i> <sup>3</sup></li> <li>◆ <i>Export Permit</i> or <i>Re-export Certificate</i> designating source code W for specimens collected from the wild; or source code A for artificial propagation (plantation grown)</li> <li>◆ <i>Other Certificate</i> designating Pre-Convention specimens; and designating the date of acquisition or certification the specimens were acquired before the date first included in the CITES appendices</li> </ul> <p>Other permits may be required under 7 CFR 319.40; see notice on <a href="#">page 2-68</a></p>	<p>GO to <a href="#">Step 5: Collect the Appropriate Documents Associated with the Shipment</a> on page 2-97</p>
			<p><b>Lacks</b> the required CITES document</p>	<ol style="list-style-type: none"> <li>1. PLACE the shipment on HOLD</li> <li>2. GO to <a href="#">Violations, Seizures, and Forfeitures</a> on page 4-1</li> </ol>

**Table 2-7 Determine Which Documents Are Needed for the Importation of CITES Appendix III Timber Species (continued)**

If the timber species is:	And the country of origin is:	And the permittee:	And the importer:	Then:
<p><i>Quercus mongolica</i> (mongolian oak)</p>	<p>Russian Federation  (includes articles from other countries that originated in the Russian Federation)</p>	<p>Is engaged in commercial business <sup>1</sup></p>	<p>Presents a USDA-APHIS ePermits-issued <i>Protected Plant Permit</i>, and <b>one</b> of the following <b>CITES-issued original</b> <sup>2</sup> Appendix III documents:</p> <ul style="list-style-type: none"> <li>◆ <i>Export Permit or Re-export Certificate</i> designating source code W for specimens collected from the wild; or source code A for artificial propagation (plantation grown)</li> <li>◆ <i>Other Certificate</i> designating Pre-Convention specimens; and designating the date of acquisition or certification the specimens were acquired before the date first included in the CITES appendices</li> </ul> <p>Other permits may be required under 7CFR 319.40; see notice on <a href="#">page 2-68</a></p>	<p>GO to <a href="#">Step 5: Collect the Appropriate Documents Associated with the Shipment</a> on page 2-97</p>
		<p><b>Lacks</b> the required CITES document</p>	<p><b>Lacks</b> a <i>Protected Plant Permit</i></p>	<ol style="list-style-type: none"> <li>1. PLACE the shipment on HOLD</li> <li>2. GO to <a href="#">Violations, Seizures, and Forfeitures</a> on page 4-1</li> </ol>
		<p><b>Lacks</b> a <i>Protected Plant Permit</i></p>	<p>Has an <b>expired</b> <i>Protected Plant Permit</i></p>	<ol style="list-style-type: none"> <li>1. ALLOW the exporter to apply for a <i>Protected Plant Permit</i></li> <li>2. GO <a href="#">Confirm PPP Valid or Apply for a PPP</a> on page 2-105</li> </ol>
		<p>Has an <b>expired</b> <i>Protected Plant Permit</i></p>	<p>Has an <b>expired</b> <i>Protected Plant Permit</i></p>	<ol style="list-style-type: none"> <li>1. ALLOW the exporter to apply for a <i>Protected Plant Permit</i></li> <li>2. GO <a href="#">Confirm PPP Valid or Apply for a PPP</a> on page 2-105</li> </ol>
		<p>Is <b>not</b> engaged in commercial business</p>	<p>—————→</p>	<p>GO to <a href="#">page 2-90</a></p>

**Table 2-7 Determine Which Documents Are Needed for the Importation of CITES Appendix III Timber Species (continued)**

If the timber species is:	And the country of origin is:	And the permittee:	And the importer:	Then:
<i>Quercus mongolica</i> (mongolian oak)	Russian Federation (includes articles from other countries that originated in the Russian Federation)	Is <b>not</b> engaged in commercial business	Presents <b>one</b> of the following <b>CITES-issued original</b> <sup>2</sup> Appendix III documents: <ul style="list-style-type: none"> <li>◆ <i>Export Permit or Re-export Certificate</i> designating source code W for specimens collected from the wild; or source code A for artificial propagation (plantation grown)</li> <li>◆ <i>Other Certificate</i> designating Pre-Convention specimens; and designating the date of acquisition or certification the specimens were acquired before the date first included in the CITES appendices</li> </ul> Other permits may be required under 7 CFR 319.40; see notice on <a href="#">page 2-68</a>	GO to <a href="#">Step 5: Collect the Appropriate Documents Associated with the Shipment</a> on page 2-97
			<b>Lacks</b> the required CITES document	1. PLACE the shipment on HOLD 2. GO to <a href="#">Violations, Seizures, and Forfeitures</a> on page 4-1
<b>Other than</b> listed above				GO to <a href="#">page 2-91</a>



**Table 2-7 Determine Which Documents Are Needed for the Importation of CITES Appendix III Timber Species (continued)**

If the timber species is:	And the country of origin is:	And the permittee:	And the importer:	Then:
<p><i>Quercus mongolica</i> (mongolian oak)</p>	<p><b>Other than the Russian Federation</b></p>	<p>Is engaged in commercial business <sup>1</sup></p>	<p>Presents a USDA-APHIS ePermits-issued <i>Protected Plant Permit</i>, and <b>one</b> of the following <b>CITES-issued original</b> <sup>2</sup> Appendix III documents:</p> <ul style="list-style-type: none"> <li>◆ <i>Certificate of Origin</i> <sup>3</sup></li> <li>◆ <i>Export Permit or Re-export Certificate</i> designating source code W for specimens collected from the wild or source code A for artificial propagation (plantation grown)</li> <li>◆ <i>Other Certificate</i> designating Pre-Convention specimens and designating the date of acquisition or certification the specimens were acquired before the date first included in the CITES appendices</li> </ul> <p>Other permits may be required under 7 CFR 319.40; see notice on <a href="#">page 2-68</a></p>	<p>GO to <a href="#">Step 5: Collect the Appropriate Documents Associated with the Shipment</a> on page 2-97</p>
		<p><b>Lacks</b> the required CITES document</p>		<ol style="list-style-type: none"> <li>1. PLACE the shipment on HOLD</li> <li>2. GO to <a href="#">Violations, Seizures, and Forfeitures</a> on page 4-1</li> </ol>
		<p><b>Lacks</b> a <i>Protected Plant Permit</i></p>		<p>ALLOW the exporter to apply for a <i>Protected Plant Permit</i> (see <a href="#">Confirm PPP Valid or Apply for a PPP</a> on page 2-105)</p>
		<p>Has an <b>expired</b> <i>Protected Plant Permit</i></p>		<p>ALLOW the exporter to apply for a <i>Protected Plant Permit</i> (see <a href="#">Confirm PPP Valid or Apply for a PPP</a> on page 2-105)</p>
		<p>Is <b>not</b> engaged in commercial business</p>	<p style="text-align: center;">—————→</p>	<p>GO to <a href="#">page 2-92</a></p>

**Table 2-7 Determine Which Documents Are Needed for the Importation of CITES Appendix III Timber Species (continued)**

If the timber species is:	And the country of origin is:	And the permittee:	And the importer:	Then:
<p><i>Quercus mongolica</i> (mongolian oak)</p>	<p><b>Other than the</b> Russian Federation</p>	<p>Is <b>not</b> engaged in commercial business</p>	<p>Presents <b>one</b> of the following <b>CITES-issued original</b> <sup>2</sup> Appendix III documents:</p> <ul style="list-style-type: none"> <li>◆ <i>Certificate of Origin</i> <sup>3</sup></li> <li>◆ <i>Export Permit or Re-export Certificate</i> designating source code W for specimens collected from the wild or source code A for artificial propagation (plantation grown)</li> <li>◆ <i>Other Certificate</i> designating Pre-Convention specimens; and designating the date of acquisition or certification the specimens were acquired before the date first included in the CITES appendices</li> </ul> <p>Other permits may be required under 7 CFR 319.40; see notice on <a href="#">page 2-68</a></p>	<p>GO to <a href="#">Step 5: Collect the Appropriate Documents Associated with the Shipment</a> on page 2-97</p>
			<p><b>Lacks</b> the required CITES document</p>	<ol style="list-style-type: none"> <li>1. PLACE the shipment on HOLD</li> <li>2. GO to <a href="#">Violations, Seizures, and Forfeitures</a> on page 4-1</li> </ol>

**Table 2-7 Determine Which Documents Are Needed for the Importation of CITES Appendix III Timber Species (continued)**

If the timber species is:	And the country of origin is:	And the permittee:	And the importer:	Then:
<p><i>Tetracentron sinense</i> (Tetracentron)</p>	<p>Nepal (includes articles originating in Nepal that were re-exported from another country)</p>	<p>Is engaged in commercial business <sup>1</sup></p>	<p>Presents a USDA-APHIS ePermits issued <i>Protected Plant Permit</i> and <b>one</b> of the following <b>CITES-issued original</b> <sup>2</sup> Appendix III documents:</p> <ul style="list-style-type: none"> <li>◆ <i>Export Permit or Re-export Certificate</i> designating source code W for specimens collected from the wild; or source code A for artificial propagation (plantation grown)</li> <li>◆ <i>Other Certificate</i> designating Pre-Convention specimens; and designating the date of acquisition or certification the specimens were acquired before the date first included in the CITES appendices</li> </ul> <p>Other permits may be required under 7 CFR 319.40; see notice on <a href="#">page 2-68</a></p>	<p>GO to <a href="#">Step 5: Collect the Appropriate Documents Associated with the Shipment</a> on page 2-97</p>
		<p><b>Lacks</b> the required CITES document</p>	<p><b>Lacks</b> a Protected Plant Permit</p>	<p>1. PLACE the shipment on HOLD 2. GO to <a href="#">Violations, Seizures, and Forfeitures</a> on page 4-1</p>
		<p><b>Lacks</b> a Protected Plant Permit</p>	<p>ALLOW the exporter to apply for a <i>Protected Plant Permit</i> (see <a href="#">Confirm PPP Valid or Apply for a PPP</a> on page 2-105)</p>	<p>ALLOW the exporter to apply for a <i>Protected Plant Permit</i> (see <a href="#">Confirm PPP Valid or Apply for a PPP</a> on page 2-105)</p>
		<p>Has an <b>expired</b> Protected Plant Permit</p>	<p>ALLOW the exporter to apply for a <i>Protected Plant Permit</i> (see <a href="#">Confirm PPP Valid or Apply for a PPP</a> on page 2-105)</p>	<p>ALLOW the exporter to apply for a <i>Protected Plant Permit</i> (see <a href="#">Confirm PPP Valid or Apply for a PPP</a> on page 2-105)</p>
		<p>Is <b>not</b> engaged in commercial business</p>	<p style="text-align: center;">—————→</p>	<p>GO to <a href="#">page 2-94</a></p>

**Table 2-7 Determine Which Documents Are Needed for the Importation of CITES Appendix III Timber Species (continued)**

If the timber species is:	And the country of origin is:	And the permittee:	And the importer:	Then:
<p><i>Tetracentron sinense</i> (Tetracentron)</p>	<p>Nepal (includes articles originating in Nepal that were re-exported from another country)</p>	<p>Is <b>not</b> engaged in commercial business</p>	<p>Presents <b>one</b> of the following <b>CITES-issued original</b> <sup>2</sup> Appendix III documents:</p> <ul style="list-style-type: none"> <li>◆ <i>Export Permit or Re-export Certificate</i> designating source code W for specimens collected from the wild or source code A for artificial propagation (plantation grown)</li> <li>◆ <i>Other Certificate</i> designating Pre-Convention specimens; and designating the date of acquisition or certification the specimens were acquired before the date first included in the CITES appendices</li> </ul> <p>Other permits may be required under 7 CFR 319.40; see notice on <a href="#">page 2-68</a></p>	<p>GO to <a href="#">Step 5: Collect the Appropriate Documents Associated with the Shipment</a> on page 2-97</p>
			<p><b>Lacks</b> the required CITES document</p>	<ol style="list-style-type: none"> <li>1. PLACE the shipment on HOLD</li> <li>2. GO to <a href="#">Violations, Seizures, and Forfeitures</a> on page 4-1</li> </ol>
<p><b>Other than</b> listed above</p>			<p>—————→</p>	<p>GO to <a href="#">page 2-95</a></p>

**Table 2-7 Determine Which Documents Are Needed for the Importation of CITES Appendix III Timber Species (continued)**

If the timber species is:	And the country of origin is:	And the permittee:	And the importer:	Then:
<p><i>Tetracentron sinense</i> (Tetracentron)</p>	<p><b>Other than Nepal</b></p>	<p>Is engaged in commercial business <sup>1</sup></p>	<p>Presents a USDA-APHIS ePermits-issued <i>Protected Plant Permit</i>, and <b>one</b> of the following Appendix III <b>CITES-issued original</b> <sup>2</sup> documents:</p> <ul style="list-style-type: none"> <li>◆ <i>Certificate of Origin</i> <sup>3</sup></li> <li>◆ <i>Export Permit</i> or <i>Re-export Certificate</i> designating source code W for specimens collected from the wild; or source code A for artificial propagation (plantation grown)</li> <li>◆ <i>Other Certificate</i> designating Pre-Convention specimens; and designating the date of acquisition or certification the specimens were acquired before the date first included in the CITES appendices</li> </ul> <p>Other permits may be required under 7 CFR 319.40; see notice on <a href="#">page 2-68</a></p>	<p>GO to <a href="#">Step 5: Collect the Appropriate Documents Associated with the Shipment</a> on page 2-97</p>
			<p><b>Lacks</b> the required CITES document</p>	<ol style="list-style-type: none"> <li>1. PLACE the shipment on HOLD</li> <li>2. GO to <a href="#">Violations, Seizures, and Forfeitures</a> on page 4-1</li> </ol>
			<p><b>Lacks</b> a <i>Protected Plant Permit</i></p>	<p>ALLOW the exporter to apply for a Protected Plant Permit (see <a href="#">Confirm PPP Valid or Apply for a PPP</a> on page 2-105)</p>
			<p>Has an <b>expired</b> <i>Protected Plant Permit</i></p>	<p>ALLOW the exporter to apply for a Protected Plant Permit (see <a href="#">Confirm PPP Valid or Apply for a PPP</a> on page 2-105)</p>

**Table 2-7 Determine Which Documents Are Needed for the Importation of CITES Appendix III Timber Species (continued)**

If the timber species is:	And the country of origin is:	And the permittee:	And the importer:	Then:
<p><i>Tetracentron sinense</i> (Tetracentron)</p>	<p>Other than Nepal</p>	<p>Is <b>not</b> engaged in commercial business</p>	<p>REQUIRE <b>one</b> of the following <b>CITES-issued original</b> <sup>2</sup> Appendix III documents:</p> <ul style="list-style-type: none"> <li>◆ <i>Certificate of Origin</i> <sup>3</sup></li> <li>◆ <i>Export Permit or Re-export Certificate</i> designating source code W for specimens collected from the wild; or source code A for artificial propagation (plantation grown)</li> <li>◆ <i>Other Certificate</i> designating Pre-Convention specimens; and designating the date of acquisition or certification the specimens were acquired before the date first included in the CITES appendices</li> </ul> <p>Other permits may be required under 7 CFR 319.40; see notice on <a href="#">page 2-68</a></p>	<p>GO to <a href="#">Step 5: Collect the Appropriate Documents Associated with the Shipment</a> on page 2-97</p>
			<p><b>Lacks</b> the required CITES document</p>	<p>1. PLACE the shipment on HOLD 2. GO to <a href="#">Violations, Seizures, and Forfeitures</a> on page 4-1</p>

- 1 Engaged in commercial business is defined as trade for the purpose of selling, bartering, collecting, or otherwise as a livelihood for gain or profit.
- 2 A CITES-issued original is defined as an original CITES document issued by a CITES Management Authority or an authority authorized by a CITES Management Authority.
- 3 Some CITES Management Authorities will issue a CITES Export Permit in place of a CITES Certificate of Origin.

## Step 5: Collect the Appropriate Documents Associated with the Shipment

Collect the following documents associated with the shipment:

- ◆ Original CITES **Export documents** issued by the exporting country's CITES Management Authority
- ◆ USDA-issued *Protected Plant Permit*, for importers engaged in the commercial trade of CITES listed plants (see [Protected Plant Permit](#) on page A-27 and [PPQ Form 621, Application for Protected Plant Permit to Engage in Business of Importing, Exporting, or Re-exporting...](#) on page A-25)
  - ❖ If the importer **does not** have a permit, then you may allow the importer to apply for one (see [Step 7: Ensure the Protected Plant Permit Has Not Expired](#) on page 2-105 and follow the directions for allowing the importer to renew an expired permit)
- ◆ Cargo paperwork associated with the shipment (such as bill of lading, air waybill, U.S. Customs entry, invoice, and dimensional specification sheets<sup>2</sup>)

### Timber for Importation that Has Been Re-exported from Another Country

You may encounter CITES regulated timber species, or logs or articles made from regulated timber species and offered for importation that have been re-exported from another country.

**EXAMPLE** A shipment of Mexican lignum vitae (*Guaiacum officinale*) lumber may be re-exported from Canada to the U.S. In this case, the shipment requires a CITES Re-export Certificate from the Canadian Management Authority.

**EXAMPLE** A shipment of Peruvian Spanish cedar (*cedrela odorata*) lumber may be re-exported from Bolivia to the U.S. In this case, the shipment requires a CITES Re-export Certificate from the Bolivian Management Authority.

For such re-exported shipments continue using these guidelines, but verify the validity of the Re-export Certificate from the Management Authority in the country from which the shipment is being re-exported rather than a CITES document from where the lumber was cut. Continue to [Step 6: Verify the CITES Document Is Authentic and Acceptable](#) on page 2-98.

---

<sup>2</sup> Dimensional specification sheets are used for articles that are imported in quantities expressed in cubic meters, square meters, or board feet, and inventory the size of each piece of lumber or veneer in each bundle shipped. Usually there will be more than one dimensional inventory sheet with each shipment.

### Step 6: Verify the CITES Document Is Authentic and Acceptable

Compare the CITES document accompanying the shipment to the [CITES Standard CITES Form](#) on page [A-9](#). Follow the instructions in [Table 2-8](#) on page 2-98 to determine if the CITES document for import of the shipment is valid. Verify the management authority’s address (instructions are in *Block 6* and *Block 13*) in [Table 2-8](#).

#### NOTICE

**Do not** accept a CITES Permit or CITES Certificate that is altered, modified, or crossed-out unless the modification or crossing out has been authenticated by the stamp and signature of the authority issuing the document.

If you are presented with an altered or questionable CITES document, then place the shipment on HOLD and contact a PPQ Regional Botanist through proper channels for assistance.

**Table 2-8 Instructions for CITES Permit or Certificate Validation**

Standardized Block No.	Instructions
<p>The heading <a href="#">Standardized Block No.</a> above refers to the block location on a Standard CITES Form. The block numbers may vary according to the difference in format used by each country</p>	
<h4>NOTICE</h4> <p>A CITES document <b>must</b> be written in one of the three working languages of the Convention (English, French, or Spanish) or <b>must</b> include a full translation into one of the three working languages. If the following information is <b>not</b> accurate and complete, then <b>do not</b> accept.</p>	
1	<p>Permit Number and Type of CITES Document</p> <p>VERIFY the CITES document has a permit number or certificate number (the unique control number that identifies the document)</p> <p>VERIFY the type of CITES document presented (Export Permit/Certificate, Certificate of Origin, Re-export Certificate, or Other) corresponds with the category of trade</p> <p>If the CITES document is marked "Other", then the document <b>must</b> indicate the type of certificate such as: "Certificate of Artificial Propagation" (for plantation-grown trees); "Certificate of Origin"; or "Pre-Convention Certificate"</p>



**Table 2-8 Instructions for CITES Permit or Certificate Validation (continued)**

Standardized Block No.	Instructions
2	<p>Expiration Date</p> <p>VERIFY the CITES document has <b>not</b> expired. The validity of a CITES document expires at midnight (local time at the place of presentation) on the date indicated on the document. All activities, including but <b>not</b> limited to transport and presentation for import <b>must</b> be completed before that time</p> <p><b>NOTICE</b></p> <p>A CITES Import Permit and a <i>CITES Certificate of Origin</i> may be valid for <b>no</b> more than 12 months from the issuance date.</p> <p>A <i>CITES Export Permit</i> or a <i>CITES Re-export Certificate</i> may be valid for <b>no</b> longer than 6 months from the issuance date. However, the conditions in 50 CFR §23.73(c)(2) and <a href="#">Conference Resolution 12.3 (Rev. CoP 15), Permits and Certificates</a> Section XI are met, then the CITES Management Authority in the country of import may extend the validity of a <i>CITES Export Permit</i> or <i>CITES Re-export Certificate</i> beyond the 6 months for timber species.</p> <p>CITES “OTHER” documents state the period of validity. See 50 CFR §23.54 for more information on CITES document expiration period</p>
3 & 4	<p>Name and Address of Importer and Exporter</p> <ol style="list-style-type: none"> <li>VERIFY that the complete name and address, including country, of the importer and exporter are on the CITES document; and match the information on the accompanying shipping documents</li> <li>VERIFY that the CITES document designates a U.S. consignee. If the shipment is in-transit to another country, then see <a href="#">page 3-87</a></li> </ol> <p><b>NOTICE</b></p> <p>Although <a href="#">50 CFR 23.73(c)(1)</a> and <a href="#">Conference Resolution 12.3 (Rev. CoP 15), Permits and Certificates</a> Section XI accommodate for rerouting and a change of destination, this is intended for the sale of logs, lumber, or veneer of CITES Appendix II or Appendix III timber species while a shipment is in transit. The resolution does not apply to U.S. company utilizing a CITES document issued to a foreign affiliate’s address.</p>
5	<p>Special Conditions</p> <p>VERIFY that the permittee complies with all the conditions on the CITES document</p>
5a	<p>Purpose of Transaction</p> <ol style="list-style-type: none"> <li>VERIFY the purpose of transaction identified either by a written description or by one of the codes in <a href="#">50CFR §23.23(d)</a> which reflects the nature of the transaction. Most transactions will be commercial with a transaction code T</li> <li>VERIFY the transaction code is compatible with the source code recorded in <i>Block 10</i></li> </ol> <p><b>EXAMPLE</b> An export permit authorizing commercial trade (purpose of transaction code T) for a wild-collected Appendix I specimen (source code W) would <i>not</i> be valid, except for pre-Convention specimens.</p>
5b	<p>Security Stamp Number or Security Number</p> <p>VERIFY the number listed in <i>Block 5b</i> (on the document) matches the number of the security stamp affixed in <i>Block 13</i>. Some countries may choose to use security paper in lieu of a stamp; the security number found on the face of the document should also be recorded in <i>Block 5b</i></p>

**Table 2-8 Instructions for CITES Permit or Certificate Validation (continued)**

Standardized Block No.		Instructions
6	Name, Address, National Seal/Stamp and Country of Management Authority	VERIFY the name and address of the issuing Management Authority's name and address. Check <a href="#">CITES National Contacts</a> (a directory of names and addresses of all the management authorities) to confirm the name and address matches the name and address listed in this block
7 & 8	Scientific name (genus and species) and common name	<ol style="list-style-type: none"> <li>1. VERIFY by review of the shipping documents and later by inspection of the commodity, that the scientific name of the commodity recorded on the CITES document matches the scientific name listed in <a href="#">Table 2-4</a></li> <li>2. Under certain circumstances, higher taxon names in lieu of the species name may be permitted for <i>Pre-Convention</i> specimens (see <a href="#">50CFR 23.23.(c)(13)</a>). CONTACT your PPQ Botanist<sup>1</sup> or National CITES Specialist<sup>2</sup> through channels</li> </ol>
9	Description of the specimens	VERIFY by review of the shipping documents and later by inspection of the commodity, that the description of the article matches the items being imported
10	Appendix Number and Source	<ol style="list-style-type: none"> <li>1. VERIFY the CITES Appendix number (of the species being imported) listed and found in <a href="#">Table 2-4</a> agrees with the Appendix number listed on the CITES document</li> <li>2. VERIFY the source code for the specimen is correct (see <a href="#">Figure 2-9</a> on page 2-101)</li> </ol>
11	Quantity (including unit)	VERIFY the quantity entered agrees with the quantity declared on the accompanying shipping documents (see <a href="#">Step 8: Verify the Quantities Are Authorized</a> ) and by inspection of the commodity (see <a href="#">Step 9: Inspect the Shipment</a> )
13	Permit/certificate issued by  Place/Date/Security Stamp, Signature, and Official Seal	<ol style="list-style-type: none"> <li>1. VERIFY the following are present: location (city, town, etc.) of the issuing office; date the document was issued; if used, a security stamp; original handwritten signature of a person authorized to sign for the Management Authority; and the embossed seal or ink stamp of the issuing Management Authority</li> <li>2. VERIFY the date of issuance is either on or prior to the date of lading (date of export). This information can be found on the bill of lading or air waybill</li> <li>3. If presented with a retrospectively-issued <sup>3</sup> CITES document, then <b>do not</b> accept. CONTACT your PPQ Botanist<sup>1</sup> or National CITES Specialist<sup>2</sup> (see <a href="#">Retrospective CITES Documents</a> on page 2-103)</li> </ol>
14	Export Endorsement	<ol style="list-style-type: none"> <li>1. VERIFY the quantity of specimens actually exported or re-exported is recorded in the same unit of measure as listed in <i>Block 11, Quantity</i> (standard CITES Permit or Certificate)</li> <li>2. VERIFY the validating stamp or seal and the signature of the inspecting authority at the time of export</li> <li>3. If presented with a CITES document that <b>lacks</b> the export endorsement, then <b>do not</b> accept. CONTACT a PPQ Botanist<sup>1</sup> or National CITES Specialist<sup>2</sup></li> </ol>
15	Bill of Lading/Air waybill Number	<ol style="list-style-type: none"> <li>1. VERIFY the number in this block matches the number of the bill of lading or air waybill accompanying the shipment</li> <li>2. If a bill of lading or air waybill was <b>not</b> available at the time of export or re-export validation, then the number is <b>not</b> required to be recorded on the CITES document</li> </ol>

- 1 CBP and PPQ: To locate the name, phone number, and address of the PPQ Botanist that services your port, see the [Lists of PPQ Identifiers and National Specialists](#).
- 2 National CITES Specialist is Timothy Torbett. National CITES Coordinator is John Veremis. E-mail [timothy.j.torbett@usda.gov](mailto:timothy.j.torbett@usda.gov) or [john.veremis@usda.gov](mailto:john.veremis@usda.gov).
- 3 A retrospectively-issued CITES document is one that was issued after the date the shipment was exported (date of lading).

The Management Authority **must** indicate on the CITES document the source code of the specimen. See the codes listed in [Table 2-9](#).

**Table 2-9 Specimen Source Codes on CITES Documents**

Source of Specimen		Code
Artificially propagated (plantation grown) (see 50CFR §23.40 and 23.64(f))	Appendix II or III artificially propagated specimen Appendix I plant specimen artificially propagated for <b>noncommercial</b> purposes (see 50CFR 23.40)	A
Artificially propagated (plantation grown) for commercial purposes (see 50CFR 23.47 and 23.64(f))	Appendix I plant specimens artificially grown for commercial purposes that meet the requirements of 50CFR §23.47 and 23.64(f)	D
Pre-Convention specimen (see 50CFR §23.45)	(code is to be used in conjunction with another code)	O
Specimen taken from the wild	Includes a specimen propagated from a propagule collected from a wild plant, <b>except</b> as provided in §23.64	W

If a CITES document is presented to you with any of the following conditions, then STOP processing the importation; place the shipment on HOLD; and contact the PPQ National CITES Specialist or the National CITES Coordinator <sup>3</sup> for assistance:

- ◆ Contains false information
- ◆ Is altered or modified
- ◆ Is expired <sup>4</sup>
- ◆ Is **not** complete (**does not** contain one or more of the items listed in [Table 2-8](#))
- ◆ Is to replace a document that was lost, stolen, damaged, or destroyed (see [Replacement CITES Documents](#) on page 2-102)
- ◆ Is retrospectively-issued and you have **not** been notified by PPQ of a limited situation to authorize and accept the retrospectively-issued certificate (see [Retrospective CITES Documents](#) on page 2-103)

<sup>3</sup> The National CITES Specialist is Timothy Torbett and the National CITES Coordinator is John Veremis. E-mail [timothy.j.torbett@usda.gov](mailto:timothy.j.torbett@usda.gov) or [john.veremis@usda.gov](mailto:john.veremis@usda.gov).

<sup>4</sup> The validity of a CITES document expires at midnight (local time at the place of presentation) on the date indicated on the document. All activities, including but **not** limited to transport and presentation for import **must** be completed before that time.

If the shipment does **not** meet all conditions stated on the CITES document, then do as follows:

1. STOP processing the importation.
2. Place the shipment on HOLD.
3. Contact the PPQ National CITES Specialist or National CITES Coordinator <sup>5</sup> for assistance.

If the CITES document and the shipment are acceptable, then continue to [Step 7: Ensure the Protected Plant Permit Has Not Expired](#).

### Replacement CITES Documents

Unless you were previously notified by PPQ Headquarters or a PPQ National CITES Specialist, then you **must** contact the PPQ Botanist <sup>6</sup> (through proper channels) to determine if you can accept a replacement document for the shipment.

Lost, damaged, stolen, or accidentally-destroyed CITES documents may be replaced by an issuing Management Authority. To replace a CITES document, a Management Authority may issue either a copy of the original or a re-issued original.

To accept a replacement document, the document **must** be issued in compliance with U.S. regulations.

The following provisions apply to the issuance and acceptance of a replacement CITES document, but **do not** apply to a document that has expired or that requires amendment:

1. The permittee **must** notify the issuing Management Authority that the document was lost, damaged, stolen, or accidentally destroyed.
2. The issuing Management Authority **must** be satisfied that the CITES document was lost, damaged, stolen, or accidentally destroyed.
3. The issuing Management Authority should immediately inform the Management Authority in the country of destination and, for commercial shipments, the Secretariat.
4. If the replacement CITES document is a copy, the copy **must** indicate that it is a “replacement” and a “true copy of the original,” contain a new dated original signature of a person authorized to sign CITES documents for the issuing Management Authority, and give the reason for replacement.

---

<sup>5</sup> The National CITES Specialist is Timothy Torbett. National CITES Coordinator is John Veremis. E-mail [timothy.j.torbett@usda.gov](mailto:timothy.j.torbett@usda.gov) or [john.veremis@usda.gov](mailto:john.veremis@usda.gov).

<sup>6</sup> CBP and PPQ: To locate the name and phone number of your PPQ Botanist, see the [Lists of PPQ Identifiers and National Specialists](#).

5. If the replacement CITES document is a newly-issued original document, then the new document must indicate that it is a “replacement,” include the number and date of issuance of the document being replaced, and give the reason for replacement.

### Retrospective CITES Documents

A retrospective CITES document is one that was issued after the date the shipment was exported; the date the shipment left the country of origin or export (date of lading). Retrospective CITES documents may be issued and accepted **only** in certain limited situations to authorize an export or re-export after that activity has occurred, but before the shipment is cleared for import.

Unless you were previously notified by PPQ Headquarters or a PPQ Botanist<sup>7</sup> of the action to take for the retrospective CITES document, then **do not** accept a retrospectively-issued CITES document. Contact your PPQ Botanist or PPQ National CITES Specialist (through proper channels) to request assistance with issues relating to the acceptance of retrospective documents.

Before an importer/exporter attempts to obtain a retrospective document, refer the importer/exporter to [50 CFR §23.53](#) to help the importer/exporter determine if the shipment meets the criteria for issuance and acceptance of a retrospective CITES document.

The following provisions apply to the issuance and acceptance of a retrospective CITES document:

1. Retrospective documents can **only** be issued after consultation between the Management Authorities in **both** the exporting or re-exporting country and the importing country, including a thorough investigation of circumstances and agreement between them that criteria pertaining to the issuance and acceptance of retrospective documents paragraph have been met. have been met.
2. The exporter or re-exporter and importer were **not** responsible for the irregularities that occurred and have demonstrated **one** of the following:
  - A. (The Management Authority or officials designated to clear CITES shipments misinformed the exporter or re-exporter or the importer about the CITES requirements. In the United States, this would be an employee of APHIS or CBP (for plants).  
OR

---

<sup>7</sup> CBP and PPQ: To locate the name, phone number, and address of your PPQ Botanist, see the [List of PPQ Identifiers and National Specialists](#).

- B. The Management Authority unintentionally made a technical error that was **not** prompted by information provided by the applicant when issuing the CITES document.
- C. The issuing Management Authority **must** provide **all** of the following information on any retrospective CITES document:
  - ⇒ A statement that it was issued retrospectively;
  - ⇒ A statement specifying the reason for the issuance; and
  - ⇒ In the case of a document issued for personal use, a condition restricting the sale of the specimen within 6 months following the import of the specimen.
3. If the importing U.S. Management Authority has agreed to accept the retrospectively-issued CITES document, then a retrospective document may be **one** of the following:
  - A. An amended CITES document that can show that the issuing Management Authority made a technical error that was **not** prompted by the applicant.
  - B. A newly-issued CITES document that can show the applicant was misinformed by CITES officials or the circumstances in 50CFR §23.53(b)(5) (specimens for personal use) apply, and a shipment has occurred **without** a document.
4. In general, **except** when the exporter or re-export and import has demonstrated they were **not** responsible for the irregularities, any person who has been issued a CITES document in the past will **not** be eligible to receive a retrospective document.

## Step 7: Ensure the Protected Plant Permit Has Not Expired

A USDA-APHIS [ePermits](#) issued *Protected Plant Permit*, is valid for two years from the date issued. The expiration date is specified on the permit.

All previously-issued *PPQ Form 622, Protected Plant Permit* have expired and are **not** valid.

Check the expiration date located in the upper right-hand corner of the *Protected Plant Permit*, and the permittee's name.

### Confirm PPP Valid or Apply for a PPP

Confirm the validity of the *Protected Plant Permit* as follows:

1. Check [ePermits](#) to see if the importer has a valid *Protected Plant Permit* (PPP)

#### NOTICE

If the importer is a repeat violator who has disregarded your instructions to secure a *Protected Plant Permit*, then go to [Violations of USDA Regulations](#) on page 4-3 before continuing in this section.

2. If the importer **does not** have an [ePermits](#)-issued *Protected Plant Permit* and is **not** a repeat violator who has disregarded your instructions to secure a *Protected Plant Permit*, then do the following:
  - A. Have the importer go to [ePermits](#), and complete the application for a [PPQ 621: Application for protected plant permit to engage in the business of importing, exporting or re-exporting terrestrial plants or plant products that are protected](#); or
  - B. Give the importer *PPQ Form 621, Application for a Protected Plant Permit to Engage in Business of Importing, Exporting* to apply for a *Protected Plant Permit*.

Once you are satisfied that the importer has submitted the required application to the PPQ Permit Unit, then continue to process the importation.

### Step 8: Verify the Quantities Are Authorized

Review the entry paperwork accompanying the shipment to verify the quantity being imported corresponds with the quantity authorized on the CITES document (see *Block 11* on the standard CITES form).

The unit of quantity listed on a CITES document will vary according to the type of article. A list of commodities and the corresponding unit of measure or quantity (as recommended by the Convention or commonly used on CITES documents) follows in [Table 2-10](#) below.

**Table 2-10 List of Commodities and Corresponding Units of Measure**

Commodity	Preferred Unit
Dowels	Cubic meters (m <sup>3</sup> )
Logs	Cubic meters (m <sup>3</sup> ) or board feet (bf)
Lumber	Cubic meters (m <sup>3</sup> ) or board feet (bf)
Miscellaneous (furniture, pool cues, tool handles, and other similar manufactured items)	Cubic meters (m <sup>3</sup> ), number (no.), or kilograms (kg)
Molding	Cubic meters (m <sup>3</sup> )
Musical instruments	Number (no.)
Plywood	Square meters (m <sup>2</sup> ) or cubic meters (m <sup>3</sup> )
Veneer	Square meters (m <sup>2</sup> ) or cubic meters (m <sup>3</sup> )

For articles that are being imported in quantities recorded in units of cubic meters, square meters, or board feet, review the dimensional specification sheets or dimensional inventory tally sheets to more accurately determine the quantity shipped. To verify that the dimensional calculations on the entry papers equal the total quantity recorded on the CITES document, you may need to convert from one unit of quantity to another. See [Conversion Formulas](#)

Continue to [Step 9: Inspect the Shipment](#), to confirm the actual quantity shipped.



### Step 9: Inspect the Shipment

In addition to inspecting for plant pests, physically inspect the shipment to assess the actual quantity being imported.

You may have to overcome the following difficulties in assessing the volume of material in the shipment:

- ◆ Accessibility of containerized cargo
- ◆ Bundles containing CITES-regulated material or timber are commingled with non-CITES material or timber
- ◆ Bundles of lumber or veneer consisting of boards or sheets of various sizes
- ◆ Enormity of the shipment
- ◆ Identity of the pallets comprising the shipment

To inspect a representative sample of the shipment, assess the quantity of the shipment, and review the invoice, packing list, or dimensional specification sheets accompanying the consignment. Then determine the quantity of the representative unit (such as box, bundle, carton, etc.) of the shipment to sample. Continue to [Table 2-11](#) below.

**Table 2-11 Determine the Quantity of a Representative Unit for Inspection**

If:	Then:
Quantity recorded on the CITES document is by weight	VERIFY that the weight of the unit you chose to inspect matches the unit's weight as listed on the invoice or packing list
Quantity recorded on the CITES document is by number of pieces	VERIFY that the number of pieces in the unit you chose to inspect matches the unit's number of pieces as listed on the invoice or packing list
Quantity recorded on the CITES document is in cubic meters, square meters, or board feet	CONDUCT a dimensional piece count <sup>1</sup> to verify that the quantity of the unit you chose to inspect matches the quantity listed for that unit on the invoice, packing list, or dimensional specification sheet
Quantity found by your physical inspection of a representative sample <b>does not</b> match the quantity listed on the invoice, packing list, or dimensional specification sheet	<ol style="list-style-type: none"> <li>1. SELECT another representative unit for inspection</li> <li>2. REPEAT the procedures listed above to determine the extent of the discrepancy</li> </ol>

<sup>1</sup> To perform a dimensional piece count, you **must** measure each piece in the inspectional unit either by length and width; or by length, width, and height (thickness) and then multiply the subtotal by the number of pieces in the unit to calculate the total quantity of the unit. See [Conversion Formulas](#) for assistance.

Continue to [Table 2-12](#) on page 2-108 to determine the action to take based on your inspection.

**Table 2-12 Determine Action Based on Inspection Results**

If your inspection confirms:	Then:
Quantity is equal to or less than the quantity listed on the CITES documents	CONTINUE to <a href="#">Step 10: Cancel CITES Documents By Stamp and Endorsement</a>
Quantity is in excess of the quantity listed on the CITES document	<p>Shipment is in violation of CITES regulations and is subject to seizure and forfeiture</p> <ol style="list-style-type: none"> <li>SEE <a href="#">Violations, Seizures, and Forfeitures</a> on page 4-1 for forfeiture procedures. If you have questions regarding the violations, seizures, and forfeitures procedures, then CONTACT the PPQ Botanist that services your port <sup>1</sup> (through proper channels)</li> <li>In addition to seizure and forfeiture of the shipment, the importer may be subject to civil or criminal penalties. COMPLETE <i>PPQ Form 518, Report of Violation</i>, to document the violation.</li> <li>SCAN and E-MAIL a copy of the 518 to the National CITES Coordinator:  E-mail: <a href="mailto:john.veremis@usda.gov">john.veremis@usda.gov</a> Subject: PPQ Form 518, Report of Violation Attn: National CITES Coordinator</li> </ol> <p>(In the near future, you will be notified to also send the actual document to Riverdale.)</p>
Enterable articles are commingled with unauthorized (CITES regulated articles that are <b>not</b> recorded on the CITES document)	<ol style="list-style-type: none"> <li>SEPARATE or SUPERVISE the separation of the enterable and unauthorized articles</li> <li>PROCESS the authorized articles accordingly. GO to <a href="#">Step 10: Cancel CITES Documents By Stamp and Endorsement</a></li> <li>CONTINUE to the next row for <a href="#">Unauthorized articles (CITES regulated articles that are not recorded on the CITES document)</a></li> </ol>
Unauthorized articles (CITES regulated articles that are <b>not</b> recorded on the CITES document)	<p>Shipment is in violation of CITES regulations and is subject to seizure and forfeiture</p> <ol style="list-style-type: none"> <li>SEE <a href="#">Violations, Seizures, and Forfeitures</a> on page 4-1 for forfeiture procedures. If you have questions regarding the violations, seizures, and forfeitures procedures, then CONTACT the PPQ Botanist that services your port <sup>1</sup> (through proper channels)</li> <li>In addition to seizure and forfeiture of the shipment, the importer may be subject to civil or criminal penalties. COMPLETE <i>PPQ Form 518, Report of Violation</i>, to document the violation.</li> <li>SCAN and E-mail a copy of the 518 to the National CITES Coordinator:  E-mail: <a href="mailto:john.veremis@usda.gov">john.veremis@usda.gov</a> Subject: PPQ Form 518, Report of Violation Attn: National CITES Coordinator</li> </ol> <p>(In the near future, you will be notified to send the actual document to Riverdale.)</p>

1 CBP: To locate the name, phone number, and address of the PPQ Botanist that services your port, see the [List of PPQ Identifiers and National Specialists](#).

## Step 10: Cancel CITES Documents By Stamp and Endorsement

In addition to the **original** CITES document, the importer or the importer's agent **must** give you two copies of the original. **Never** accept a poor quality copy or facsimile. Legible copies of the **original** CITES document are crucial. If the importer should choose to re-export all or part of the shipment in the future, then the exporter will need this document to prove that the timber or articles entered legally.

If the shipment and permits comply with CITES and U.S. import regulations, then cancel by stamp (to show the document has been used) and endorse as follows:

1. Stamp the **front** of the **original** CITES document with your DHS-CBP Agriculture Specialist's "Action Authorized" stamp. This stamp **must** bear your port location.
2. Sign your name in ink, and write your badge number and the date you stamped the original CITES document.
3. Stamp and endorse (signature, badge number, date) the two legible copies of the **original** CITES document. Endorse the front of the copies the same as you endorse the original. **Do not** endorse the back of the copies.

### NOTICE

Being able to read the quantity on the endorsed copies is imperative. **Never** cover critical fields of the CITES document with the DHS-CBP-Agriculture Specialist's stamp.

## Step 11: Distribute the CITES Documents

Distribute the CITES documents as follows:

1. Give one legible, canceled (stamped), endorsed **copy** of the original CITES document to the importer or the importer's agent.
2. Send the **original**, endorsed CITES document to the following U.S. FWS Management Authority office:  

Robert Anderson  
**U.S. Fish and Wildlife Service**  
Division of Management Authority  
5275 Leesburg Pike, MS: IA  
Falls Church, VA 22041
3. Keep a **copy** of the canceled (stamped) and endorsed original CITES document(s) and place in your port files.

### NOTICE

CITES files **must** be retained for five years. See [Filing System](#) on page 2-3 for directions to maintain a CITES file.

# Re-exportation of CITES Timber Species

---

## Contents

Introduction	<b>3-2</b>
Preparation	<b>3-3</b>
Filing System	<b>3-3</b>
Procedures	<b>3-4</b>
FWS-USDA-CITES Clearance of Musical Instruments	<b>3-4</b>
CITES Contacts	<b>3-5</b>
Step 1: Confirm the Identity of Timber or Articles	<b>3-6</b>
Step 2: Confirm the Article Being Re-exported Is Protected	<b>3-12</b>
Step 3: Determine Your Authority	<b>3-31</b>
Step 4: Determine Which Documents Are Needed	<b>3-32</b>
Step 5: Collect the Documents Associated with the Shipment	<b>3-73</b>
Step 6: Ensure the Documents Have Not Expired	<b>3-75</b>
Step 7: Confirm the Legal Importation	<b>3-77</b>
Step 8: Verify the CITES Re-export Certificate Is Authentic and Acceptable	<b>3-78</b>
Step 9: Inspect the Shipment	<b>3-83</b>
Step 10: Validate the CITES Documents By Stamp and Endorsement	<b>3-85</b>
Step 11: Distribute the CITES Documents	<b>3-86</b>
Transportation and Exportation (T&E) of CITES Appendix I, Appendix II, Appendix III Regulated Timber Species	<b>3-87</b>
Canada or Mexico	<b>3-87</b>
Immediate Exportation (IE) of CITES Appendix I, Appendix II, Appendix III Regulated Timber Species	<b>3-88</b>

## Introduction

The [Re-exportation of CITES Timber Species](#) chapter provides the guidelines for handling the re-exportation of CITES Appendix I, Appendix II, and Appendix III regulated timber species. These guidelines are to be used for the following:

- ◆ Confirming that the commodity being re-exported is in a form which is regulated;
- ◆ Determining which permits and/or certificates are required for re-export;
- ◆ Verifying that the documents are valid;
- ◆ Inspecting the commodity to verify that the quantity in the re-export shipment matches the quantity listed on the CITES document;
- ◆ Instructing the user on how to validate a CITES document; and
- ◆ Distributing and filing the paperwork.

PPQ Plant Health Safeguarding Specialists (PHSS) and Export Certification Specialists should use the guidelines in this chapter in conjunction with the phytosanitary requirements of the country of final destination. (See the *Export Program Manual* and the Phytosanitary Export Database in [PCIT](#) for these requirements.)

### NOTICE

A Federal Phytosanitary Certificate for Re-export for CITES Appendix I, Appendix II, or Appendix III Regulated Timber Species can **only** be issued at a designated port that is authorized to re-export CITES-regulated logs and lumber. Issuance of a Federal Phytosanitary Certificate for Re-export of CITES Appendix I, Appendix II, or Appendix III regulated timber is contingent upon compliance with all CITES requirements. Issue a Federal Phytosanitary Certificate for Re-export **only** if all CITES requirements have been satisfied.

## Preparation

As with other port documents, copies of CITES documents **must** also be filed in an organized, consistent manner. The CITES files and copies maintained at your port are important in case the originals become lost or destroyed. An accessible filing system will also enable you to comply with requests for information made by other government and non-government agencies, and the general public through the Freedom of Information Act (FOIA).

### Filing System

If you already have a filing system for retaining CITES records in place at your port, please review these instructions to be sure your system is functional. If you **do not** have a filing system in place, then follow the instructions on the next page.

To set up a filing system, do as follows:

1. Decide on the filing system that is most practical for your location. Select one of the following methods to keep the records complete and accessible:
  - ❖ File alphabetically by permittee's name
  - ❖ File chronologically by month and year
2. Select the documents to be filed. At a minimum, you **must** file the following in the order listed below:
  - A. CITES document (**must** be a validated copy)
  - B. Dimensional specification sheets (if applicable)
  - C. Invoice/packing list
  - D. Lading bill or air waybill
  - E. Phytosanitary Certificate (if required)

After you set up your filing system, you **must** maintain each file for a minimum of five years, counting from the date the re-exportation occurred.

**EXAMPLE** A file **must** be maintained until January 24, 2017 for a re-exportation that occurred on January 24, 2012.

## Procedures

The procedures for handling the re-exportation of CITES Appendix I, Appendix II, and Appendix III regulated timber species are summarized in [Table 3-1](#).

**Table 3-1 Summary of Procedures for Handling the Re-exportation of CITES Appendix I, Appendix II, and Appendix III Regulated Timber Species**

- |  |
|--|
| <ol style="list-style-type: none"><li>1. Confirm that the commodity is a CITES Appendix I, Appendix II, or Appendix III protected timber species.</li><li>2. Determine if the form of the commodity being re-exported is regulated by CITES.</li><li>3. Determine if you have the authority to validate the shipment for re-export.</li><li>4. Determine which CITES documents <b>must</b> accompany the shipment.</li><li>5. Collect all relevant documents associated with the re-exportation.</li><li>6. Verify that the CITES document accompanying the re-exportation is authentic and acceptable.</li><li>7. Verify that the USDA-APHIS <i>Protected Plant Permit</i>, has <b>not</b> expired.</li><li>8. Compare shipping documents with CITES documents to confirm quantities are authorized.</li><li>9. Inspect the shipment to make sure quantities are authorized.</li><li>10. If the shipment is in order, then validate the CITES documents by stamp and endorsement.</li><li>11. Distribute and file the endorsed documents.</li></ol> |
|--|

### FWS-USDA-CITES Clearance of Musical Instruments

The agreement between the U.S. Fish and Wildlife Service (FWS) and USDA, for the clearance of musical instruments made of non-living CITES plant material and CITES or non-CITES wildlife for export is as follows:

FWS Wildlife Inspectors can inspect and clear, including validation of CITES documents, shipments of products containing **both** CITES listed non-living plant species and any wildlife species (fauna/animal) that may be either CITES or non-CITES.

This guidance applies **only** to shipments of articles that contain **both** CITES listed non-living plants **and** CITES or non-CITES non-living wildlife.

See [U.S. Fish and Wildlife Service online guidance](#) and the published letter on [page A-19](#), as well as at [CITES.org](#) for more information on products containing **both** CITES-listed plants **and** CITES listed or non-CITES listed wildlife.



## CITES Contacts

Some circumstances are identified in this chapter as requiring contacting the PPQ Botanist that services your port, and others require contacting the National CITES Specialist or the National CITES Coordinator.

If after reading the procedures in this chapter, PPQ Officers still have a CITES-related question regarding a shipment, then first contact the PPQ Botanist that services your port.

If the PPQ Botanist is **not** available or is unable to answer your question, then contact the National CITES Specialist, Timothy Torbett, [timothy.j.torbett@usda.gov](mailto:timothy.j.torbett@usda.gov) or the National CITES Coordinator, John Veremis, [john.veremis@usda.gov](mailto:john.veremis@usda.gov). Include your name, phone number, and e-mail address when contacting the National CITES Specialist or the National CITES Coordinator.

### NOTICE

The person making a CITES-related inquiry should include his or her name, phone number, and e-mail address so that the CITES Specialist or CITES Coordinator is able to reply or obtain additional details.

Continue on to the steps below when handling the re-exportation of CITES Appendix I, Appendix II, and Appendix III regulated timber species used for lumber or other wood products.

### Step 1: Confirm the Identity of Timber or Articles

Currently, there are 6 CITES Appendix I species, 26 CITES Appendix II taxa (21 species and 5 genera), and 7 CITES Appendix III species used for lumber or other wood products.

The most frequently used common names (if any) are shown beside each scientific name. For a list of other common names, see [CITES Timber Species Common Names](#) on page 7-1.

#### Appendix I Timber Species

The CITES Appendix I regulated timber species are as follows:

- ◆ *Abies guatemalensis* (Guatemalan fir)
- ◆ *Araucaria araucana* (monkey puzzle tree)
- ◆ *Dalbergia nigra* (Brazilian rosewood)
- ◆ *Fitzroya cupressoides* (alerce)
- ◆ *Pilgerodendron uviferum* (pilgerodendron)
- ◆ *Podocarpus parlatorei* (Palatore's podocarp)

## Appendix II Timber Species

The CITES Appendix II regulated timber species or genera are as follows:

- ◆ *Adansonia grandidieri* (giant baobab)
- ◆ *Azelia* spp. (pod mahogany)
- ◆ *Aniba rosaeodora* (Brazilian rosewood)
- ◆ *Bulnesia sarmientoi* (gaiacwood)
- ◆ *Caryocar costaricense* (ajillo)
- ◆ *Cedrela* spp.
- ◆ *Dalbergia* spp. (rosewoods) (**except *Dalbergia nigra* (Brazilian rosewood)**)
- ◆ *Diospyros* spp. (ebonies)
- ◆ *Gonystylus* spp. (ramin)
- ◆ *Guaiacum* spp. (lignum vitae)
- ◆ *Guibourtia demeusei* (red bubinga)
- ◆ *Guibourtia pellegriniana* (rose bubinga)
- ◆ *Guibourtia tessmannii* (rose bubinga)
- ◆ *Khaya* spp. (African mahogany)
- ◆ *Oreomunnea pterocarpa* (gavilan)
- ◆ *Osyris lanceolata* (African sandalwood)
- ◆ *Paubrasilia echinata* (Brazilwood)
- ◆ *Pericopsis elata* (afroformosia)
- ◆ *Platymiscium pleiostachyum* (cristobal, granadillo)
- ◆ *Prunus africana* (African cherry, pygeum)
- ◆ *Pterocarpus* spp. (African rosewood, red sandalwood)
- ◆ *Senna meridionalis* (taraby)
- ◆ *Swietenia humilis* (Pacific Coast mahogany)
- ◆ *Swietenia macrophylla* (bigleaf mahogany)
- ◆ *Swietenia mahogani* (Caribbean mahogany)
- ◆ *Widdringtonia whytei* (Mulanje-cedar)

### NOTICE

FWS Wildlife Inspectors can inspect and clear shipments of products containing both CITES listed non-living plant species and any wildlife species that may be either CITES or non-CITES listed species. This guidance **only** applies to shipments that contain **both** CITES listed plants **and** wildlife. See the FWS notice on [page A-19](#).

### Appendix III Timber Species

The CITES Appendix III regulated timber species are as follows:

- ◆ *Dipteryx panamensis* (almendro)
- ◆ *Fraxinus mandshurica* (manchurian ash)
- ◆ *Magnolia liliifera* var. *obovata* (magnolia)
- ◆ *Pinus koraiensis* (Korean pine)
- ◆ *Podocarpus neriifolius* (podocarp)
- ◆ *Quercus mongolica* (mongolian oak)
- ◆ *Tetracentron sinense* (tetracentron)

## Review the Shipping Documents

To confirm that the re-exportation is of a CITES Appendix I, Appendix II, or Appendix III timber species, review the shipping documents. Regulations require CITES plants be identified to their genus and species by one of the following:

- ◆ Label
- ◆ Invoice
- ◆ Packing list
- ◆ Tag
- ◆ Other document accompanying the shipment

The exporter or the exporter's agent is responsible for providing you with the scientific name of the timber species traded. CITES regulated timber may be manifested or invoiced by a trade name or a local name. If you are given a common name or synonym that is **not** listed in the [List of Common Names for CITES Appendix I, Appendix II, and Appendix III Timber Species](#) on page 7-1, and you want to confirm the scientific name of the material being re-exported to determine if the wood is listed as regulated, then search the [Checklist of CITES species](#) database on the CITES web site.

### Checklist of CITES Species Database

Use the new [Checklist of CITES Species](#) database to do the following:

- ◆ Generate an Index of CITES Species (an alphabetical list of all plant taxa (and animal taxa) currently included in the CITES Appendixes)
- ◆ Search and view by CITES Appendix listing
- ◆ Search and view by common name (refer to the main record)
- ◆ Search and view by country
- ◆ Search and view by scientific name (main records and contain all information)
- ◆ Search and view by scientific synonym (refer to the main record)
- ◆ Provide a history of CITES Listings (an historical record of all CITES listings since 1975, including all reservations and annotations)

#### NOTICE

The Checklist of CITES species database **does not** include all common names and synonyms for CITES-regulated species.

**CITES Timber Species Recognition and Wood Identification**

For timber species commodity recognition and a synopsis of wood identification, see [Wood Identification](#) on page E-1. For detailed instructions on how to identify wood of CITES regulated species, see the *CITES Identification Guide—Tropical Woods* guide.

### Urgent Interception Identification

If after inspecting the wood or articles and reviewing the entry paperwork, you are still unable to determine the identity of the wood or articles, or suspect or question that the article is **not** as identified on the manifest or invoice, then do as follows:

1. Contact the PPQ Botanist<sup>1</sup> that services your port to determine if taking a sample of the wood is necessary.
2. You may be directed (by the PPQ Botanist), to sample the commodity and send the sample to either a PPQ Area Identifier specializing in CITES wood identification, or to the Forest Products Laboratory.
3. Complete *PPQ Form 309A, Interception Record*, for URGENT interceptions, and assign a Port Reference Number for each specimen.
4. Enclose the specimen(s) and interception form(s) in an escape-proof package. Affix black and yellow tape to the outside of the package, and ship using an overnight delivery service with tracking capacity.
5. If you have been instructed to send the interception(s) to a PPQ Area Identifier specializing in CITES wood identification, then see [Table 3-2](#).

**Table 3-2 List of PPQ Area Identifiers Specializing in CITES Wood Identification**

Area	PPQ Identifier Specializing in CITES Wood Identification	Phone	FAX
East	<b>USDA-APHIS-PPQ</b> Plant Inspection Station Attn: Leo Castaneda, Botanist PO Box 660520 Miami, FL 33266	305/492-1854	305/492-1742
West	<b>USDA-APHIS-PPQ</b> Plant Inspection Station Attn: Jamal Al-Henaid, Botanist 222 Kansas Street El Segundo, CA 90245	310/955-3277 or 310/955-3279	310/955-3346

6. If you are instructed by the PPQ Area Identifier (specializing in CITES wood identification), to send the interception directly to the Forest Products Laboratory, then follow the packaging directions above and send the package to the following address:

**USDA-Forest Products Laboratory**

Attn: Alex C. Wiedenhoefl or Michael Wiemann  
One Gifford Pinchot Drive  
Madison, WI 53726-2398

Phone: 608/231-9384 (Alex) or 608/231-9258 (Michael)

<sup>1</sup> PPQ to locate the name and phone number of your PPQ Botanist, see the [List of Identifiers, Co-lateral, and National Specialists](#).

## Step 2: Confirm the Article Being Re-exported Is Protected

CITES annotates some of the listed timber species to include or exclude certain parts and derivatives.

To confirm that the listed article being re-exported is regulated by CITES Appendix I, Appendix II, or Appendix III, inspect the consignment and verify the description of the commodity on the accompanying shipping documents. Then continue to [Table 3-3](#).

### NOTICE




Other woody species and species that simulate the growth characteristics of wood species (such as cycads and palms) used solely for medicinal purposes or herbal medicines or as horticultural specimens are **not** covered in this manual. See the [Wood and Wood Byproducts section of the Agricultural Commodity and Import Requirements database](#).






**Table 3-3 Determine if a Timber Species Is Regulated by CITES Appendix I, Appendix II, or Appendix III**

If the timber species is:	And the country of origin is:	And the parts or derivatives being re-exported are:	And:	Then:
<p><b>NOTICE</b></p> <p>Other woody species and species that simulate the growth characteristics of wood species (such as cycads and palms) used solely for medicinal purposes or herbal medicines or as horticultural specimens are <b>not</b> covered in this manual. See the <a href="#">Wood and Wood Byproducts section of the Agricultural Commodity and Import Requirements database</a>.</p>				
<p><i>Abies guatemalensis</i> (Guatemalan fir)</p>	<p>Any country</p>	<p>All parts and derivatives, including manufactured and finished products <sup>1</sup></p>	<p>→</p>	<p>Articles are <b>CITES Appendix I</b> regulated GO to <a href="#">Step 3: Determine Your Authority</a> on page 3-31</p>
<p><i>Adansonia grandidieri</i> (giant baobab)</p>	<p>Any country</p>	<p>All parts and derivatives <b>except</b> seeds, spores, pollen (including pollenia); seedling or tissue cultures obtained in vitro, in solid or liquid media, transported in sterile containers; cut flowers of artificially propagated plants; fruits, and parts and derivatives of artificially propagated plants of the genus <i>Vanilla</i></p>	<p>→</p>	<p>The articles are CITES Appendix II regulated GO to <a href="#">Step 3: Determine Your Authority</a> on page 3-31</p>

**Table 3-3 Determine if a Timber Species Is Regulated by CITES Appendix I, Appendix II, or Appendix III (continued)**

If the timber species is:	And the country of origin is:	And the parts or derivatives being re-exported are:	And:	Then:
<p><i>Azalia</i> spp. (pod mahogany)</p>	African countries	<ul style="list-style-type: none"> <li>◆ Logs <sup>3</sup></li> <li>◆ Lumber <sup>4</sup></li> <li>◆ Veneer <sup>5</sup></li> <li>◆ Plywood <sup>18</sup></li> <li>◆ Transformed wood<sup>11</sup></li> </ul>		<p>Articles are <b>CITES Appendix II</b> regulated</p> <p>GO to <a href="#">Step 3: Determine Your Authority</a> on page 3-31</p>
		<p><b>Other than</b> logs, lumber, veneer, plywood, transformed wood</p>		<ol style="list-style-type: none"> <li>1. VERIFY by physical inspection that the articles are <b>not</b> logs, lumber, veneer, plywood, transformed wood</li> <li>2. The articles are <b>not</b> CITES regulated; EXIT this manual</li> </ol>
	<p><b>Other than</b> African countries</p>			<ol style="list-style-type: none"> <li>1. REVIEW the shipping documents to verify the country of origin is other than an African country</li> <li>2. The articles are <b>not</b> regulated by CITES; EXIT this manual</li> </ol>

**Table 3-3 Determine if a Timber Species Is Regulated by CITES Appendix I, Appendix II, or Appendix III (continued)**

If the timber species is:	And the country of origin is:	And the parts or derivatives being re-exported are:	And:	Then:
<i>Aniba rosaeodora</i> (Brazilian rosewood)	Any country	<ul style="list-style-type: none"> <li>◆ Logs <sup>3</sup></li> <li>◆ Lumber <sup>4</sup></li> <li>◆ Plywood <sup>18</sup></li> <li>◆ Veneer <sup>5</sup></li> </ul>		Articles are <b>CITES Appendix II</b> regulated  GO to <a href="#">Step 3: Determine Your Authority</a> on page 3-31
		Extracts	Are finished products containing extracts as ingredients, including fragrances	<ol style="list-style-type: none"> <li>1. VERIFY by physical inspection that the articles are finished products containing extracts as ingredients, including fragrances</li> <li>2. The articles are <b>not</b> regulated by CITES; EXIT this manual</li> </ol>
			Are <b>other than</b> finished products containing extracts as ingredients	Articles are <b>CITES Appendix II</b> regulated  GO to the <a href="#">Wood and Wood Byproducts section of the Agricultural Commodity and Import Requirements database</a> to regulate
		<b>Other than</b> extracts, logs, lumber, plywood, veneer, or extracts		<ol style="list-style-type: none"> <li>1. VERIFY by physical inspection that the articles are <b>not</b> extracts, logs, lumber, plywood, or veneer</li> <li>2. The articles are <b>not</b> regulated by CITES; EXIT this manual</li> </ol>
<i>Araucaria araucana</i> (Monkey puzzle tree)	Any country	All parts and derivatives, including manufactured and finished products <sup>2</sup>		Articles are <b>CITES Appendix I</b> regulated  GO to <a href="#">Step 3: Determine Your Authority</a> on page 3-31

**Table 3-3 Determine if a Timber Species Is Regulated by CITES Appendix I, Appendix II, or Appendix III (continued)**

If the timber species is:	And the country of origin is:	And the parts or derivatives being re-exported are:	And:	Then:
<i>Bulnesia sarmientoi</i> (gaiacwood)	Any country	<ul style="list-style-type: none"> <li>◆ Logs <sup>3</sup></li> <li>◆ Lumber <sup>4</sup></li> <li>◆ Plywood <sup>18</sup></li> <li>◆ Veneer <sup>5</sup></li> </ul>	→	Articles are <b>CITES Appendix II</b> regulated GO to <a href="#">Step 3: Determine Your Authority</a> on page 3-31
		<ul style="list-style-type: none"> <li>◆ Extracts</li> <li>◆ Powder</li> </ul>	→	Articles are <b>CITES Appendix II</b> regulated GO to the <a href="#">Wood and Wood Byproducts</a> section of the <a href="#">Agricultural Commodity and Import Requirements database</a> to regulate
		<b>Other than</b> extracts, logs, lumber, plywood, powder, or veneer	→	<ol style="list-style-type: none"> <li>1. VERIFY by physical inspection the articles are <b>not</b> extracts, logs, lumber, plywood, powder, or veneer</li> <li>2. The articles are <b>not</b> regulated by CITES; EXIT this manual</li> </ol>
<i>Caryocar costaricense</i> (ajillo)	Any country	All parts and derivatives, including manufactured and finished products <sup>3</sup>	→	Articles are <b>CITES Appendix II</b> regulated GO to <a href="#">Step 3: Determine Your Authority</a> on page 3-31
<i>Cedrela</i> spp.	Neotropics <sup>17</sup> (includes articles originating in the Neotropics that were re-exported from another country)	<ul style="list-style-type: none"> <li>◆ Logs <sup>3</sup></li> <li>◆ Lumber <sup>4</sup></li> <li>◆ Plywood</li> <li>◆ Veneer <sup>5</sup></li> </ul>	→	The articles are <b>CITES Appendix II</b> regulated GO to <a href="#">Step 3: Determine Your Authority</a> on page 3-31
		<b>Other than</b> logs, lumber, plywood, or veneer	→	<ol style="list-style-type: none"> <li>1. VERIFY by physical inspection that the articles are <b>not</b> logs, lumber, plywood, or veneer</li> <li>2. The articles are <b>not</b> regulated by CITES; EXIT this manual</li> </ol>
	<b>Other than</b> the Neotropics <sup>17</sup>	→	<ol style="list-style-type: none"> <li>1. REVIEW the shipping documents to verify the country of origin is other than the Neotropics <sup>17</sup></li> <li>2. The articles are <b>not</b> regulated by CITES; EXIT this manual</li> </ol>	

**Table 3-3 Determine if a Timber Species Is Regulated by CITES Appendix I, Appendix II, or Appendix III (continued)**

If the timber species is:	And the country of origin is:	And the parts or derivatives being re-exported are:	And:	Then:
<p><i>Dalbergia</i> spp. (rosewoods) <b>except</b> Appendix I <i>Dalbergia nigra</i></p>	Mexico	<ul style="list-style-type: none"> <li>◆ Logs <sup>3</sup></li> <li>◆ Lumber <sup>4</sup></li> <li>◆ Plywood <sup>18</sup></li> <li>◆ Veneer <sup>5</sup></li> </ul>	Exported from Mexico	<p>The articles are CITES <b>Appendix II (except <i>Dalbergia nigra</i> Appendix I)</b> GO to <a href="#">Step 3: Determine Your Authority</a> on page 3-31</p>
			Exported from <b>other than</b> Mexico	<p>The articles are CITES <b>Appendix II (except <i>Dalbergia nigra</i> Appendix I)</b> GO to <a href="#">Step 3: Determine Your Authority</a> on page 3-31</p>
		<b>Other than</b> logs, lumber, plywood, veneer	Exported from Mexico	<p>VERIFY by physical inspection that the articles are <b>not</b> logs, lumber, plywood, veneer  The articles are <b>not</b> regulated by CITES; EXIT this manual</p>
			Exported from <b>other than</b> Mexico	<p>The articles are CITES <b>Appendix II (except <i>Dalbergia nigra</i> Appendix I)</b> GO to <a href="#">Step 3: Determine Your Authority</a> on page 3-31</p>
	<b>Other than</b> Mexico	—————→	—————→	CONTINUE to next page

**Table 3-3 Determine if a Timber Species Is Regulated by CITES Appendix I, Appendix II, or Appendix III (continued)**

If the timber species is:	And the country of origin is:	And the parts or derivatives being re-exported are:	And:	Then:
<p><i>Dalbergia</i> spp. (rosewoods) <b>except</b> Appendix I <i>Dalbergia nigra</i> (continued from previous page)</p>	<p><b>Other than Mexico</b></p>	<p>All parts and derivatives <b>except</b> leaves, flowers, pollen, fruits, seeds, <a href="#">Finished musical instruments</a>, <a href="#">Finished musical instrument accessories</a>, <a href="#">Finished musical instrument parts</a></p>	<p><b>Other than</b> finished products</p>	<p>The articles are CITES <b>Appendix II</b> GO to <a href="#">Step 3: Determine Your Authority</a> on page 3-31</p>
		<p>Finished products weigh <b>more than</b> 10 kg per shipment <sup>4</sup> (wood weight per product) <sup>4</sup></p>		<p>The articles are CITES <b>Appendix II</b> GO to <a href="#">Step 3: Determine Your Authority</a> on page 3-31</p>
		<p>Finished products maximum weight 10 kg or <b>less</b> per shipment <sup>4</sup> (wood weight per product) <sup>4</sup></p>		<p>VERIFY by physical inspection that the shipment is 10 kg or less The articles are <b>not</b> regulated by CITES</p>
		<p><a href="#">Finished musical instruments</a> <a href="#">Finished musical instrument accessories</a>, <a href="#">Finished musical instrument parts</a></p>	<p>→</p>	<p>VERIFY by physical inspection that the articles are finished musical instruments, finished musical instrument accessories, and finished musical instrument parts The articles are <b>not</b> regulated by CITES</p>
		<p>Leaves, flowers, pollen, fruits, seeds</p>	<p>→</p>	<p>VERIFY by physical inspection that the articles are flowers, fruits, leaves, pollen, seeds The articles are <b>not</b> regulated by CITES; EXIT this manual</p>
<p><i>Dalbergia nigra</i> (Brazilian rosewood)</p>	<p>Any country</p>	<p>All parts and derivatives, including manufactured and finished products</p>	<p>→</p>	<p>The articles are <b>CITES Appendix I</b> regulated GO to <a href="#">Step 3: Determine Your Authority</a> on page 3-31</p>

**Table 3-3 Determine if a Timber Species Is Regulated by CITES Appendix I, Appendix II, or Appendix III (continued)**

If the timber species is:	And the country of origin is:	And the parts or derivatives being re-exported are:	And:	Then:
<i>Diospyros</i> spp. (ebonies)	Madagascar (includes articles originating in Madagascar that were re-exported from another country)	◆ Logs <sup>3</sup> ◆ Lumber <sup>4</sup> ◆ Veneer <sup>5</sup>	→	The articles are <b>CITES Appendix II</b> regulated  GO to <a href="#">Step 3: Determine Your Authority</a> on page 3-31
		<b>Other than</b> logs, lumber, and veneer	→	1. VERIFY, by physical inspection, that the articles are <b>not</b> logs, lumber, or veneer 2. The articles are <b>not</b> regulated by CITES; EXIT this manual
	<b>Other than</b> Madagascar		→	1. REVIEW the shipping documents to verify the country of origin is <b>other than</b> Madagascar 2. The articles are <b>not</b> regulated by CITES; EXIT this manual
<i>Dipteryx panamensis</i> (almendro)	Any country	All parts and derivatives, including manufactured and finished products <sup>5</sup>	→	The articles are <b>CITES Appendix III</b> regulated GO to <a href="#">Step 3: Determine Your Authority</a> on page 3-31
<i>Fitzroya cupressoides</i> (alerce)	Any country	All parts and derivatives, including manufactured and finished products <sup>6</sup>	→	The articles are <b>CITES Appendix I</b> regulated GO to <a href="#">Step 3: Determine Your Authority</a> on page 3-31
<i>Fraxinus mandshurica</i> (manchurian ash)	Any country	◆ Logs ◆ Lumber ◆ Veneer	→	The articles are CITES Appendix III regulated GO to <a href="#">Step 3: Determine Your Authority</a> on page 3-31
		<b>Other than</b> logs, lumber, or veneer	→	1. VERIFY, by physical inspection, that the articles are <b>not</b> logs, lumber, or veneer sheets 2. The articles are <b>not</b> regulated by CITES; EXIT this manual

**Table 3-3 Determine if a Timber Species Is Regulated by CITES Appendix I, Appendix II, or Appendix III (continued)**

If the timber species is:	And the country of origin is:	And the parts or derivatives being re-exported are:	And:	Then:
<i>Khaya</i> spp. (African mahogany)	African countries	<ul style="list-style-type: none"> <li>◆ Logs <sup>3</sup></li> <li>◆ Lumber <sup>4</sup></li> <li>◆ Veneer <sup>5</sup></li> <li>◆ Plywood <sup>18</sup></li> <li>◆ Transformed wood<sup>11</sup></li> </ul>	→	Articles are <b>CITES Appendix II</b> regulated  GO to <a href="#">Step 3: Determine Your Authority</a> on page 3-31
		Other than logs, lumber, veneer, plywood, transformed wood	→	VERIFY by physical inspection that the articles are <b>not</b> logs, lumber, veneer, plywood, transformed wood  The articles are <b>not</b> CITES regulated; EXIT this manual
	Other than African countries		→	1. REVIEW the shipping documents to verify the country of origin is other than an African country  2. The articles are <b>not</b> regulated by CITES; EXIT this manual
<i>Gonystylus</i> spp. (ramin)	Any country	All parts and derivatives, including manufactured and finished products <sup>7</sup>	→	The articles are <b>CITES Appendix II</b> regulated  GO to <a href="#">Step 3: Determine Your Authority</a> on page 3-31
<i>Guaiacum</i> spp. (lignum vitae)	Any country	All parts and derivatives, <b>except</b> finished products packaged and ready for retail trade <sup>8</sup>	→	The articles are <b>CITES Appendix II</b> regulated  GO to <a href="#">Step 3: Determine Your Authority</a> on page 3-31
		Finished products packaged and ready for retail trade	→	1. VERIFY by physical inspection that the articles are <b>not</b> finished products packaged and ready for retail trade  2. The articles are <b>not</b> regulated by CITES; EXIT this manual



**Table 3-3 Determine if a Timber Species Is Regulated by CITES Appendix I, Appendix II, or Appendix III (continued)**

If the timber species is:	And the country of origin is:	And the parts or derivatives being re-exported are:	And:	Then:
<i>Guibourtia demeusei</i>	Any country	All parts and derivatives <b>except</b> leaves, flowers, pollen, fruits, seeds, <a href="#">Finished musical instruments</a> , <a href="#">Finished musical instrument accessories</a> , <a href="#">Finished musical instrument parts</a>	<b>Other than</b> finished products	The articles are CITES <b>Appendix II</b> GO to <a href="#">Step 3: Determine Your Authority</a> on page 3-31
			Finished products weigh <b>more than</b> 10 kg per shipment (wood weight per product) <sup>4</sup>	The articles are CITES <b>Appendix II</b> GO to <a href="#">Step 3: Determine Your Authority</a> on page 3-31
			Finished products maximum weight 10 kg or <b>less</b> per shipment <sup>4</sup> (wood weight per product) <sup>4</sup>	VERIFY by physical inspection that the shipment is 10 kg or less  The articles are <b>not</b> regulated by CITES
		<a href="#">Finished musical instruments</a> <a href="#">Finished musical instrument accessories</a> , <a href="#">Finished musical instrument parts</a>	→	VERIFY by physical inspection that the articles are finished musical instruments, finished musical instrument accessories, and finished musical instrument parts  The articles are <b>not</b> regulated by CITES
		Leaves, flowers, pollen, fruits, seeds	→	VERIFY by physical inspection that the articles are flowers, fruits, leaves, pollen, seeds  The articles are <b>not</b> regulated by CITES; EXIT this manual





**Table 3-3 Determine if a Timber Species Is Regulated by CITES Appendix I, Appendix II, or Appendix III (continued)**

If the timber species is:	And the country of origin is:	And the parts or derivatives being re-exported are:	And:	Then:
<i>Guibourtia pellegriniana</i>	Any country	All parts and derivatives <b>except</b> leaves, flowers, pollen, fruits, seeds, <a href="#">Finished musical instruments</a> , <a href="#">Finished musical instrument accessories</a> , <a href="#">Finished musical instrument parts</a>	<b>Other than</b> finished products	The articles are CITES <b>Appendix II</b> GO to <a href="#">Step 3: Determine Your Authority</a> on page 3-31
			Finished products weigh <b>more than</b> 10 kg per shipment (wood weight per product) <sup>4</sup>	The articles are CITES <b>Appendix II</b> GO to <a href="#">Step 3: Determine Your Authority</a> on page 3-31
			Finished products maximum weight 10 kg or <b>less</b> per shipment <sup>4</sup> (wood weight per product) <sup>4</sup>	VERIFY by physical inspection that the shipment is 10 kg or less  The articles are <b>not</b> regulated by CITES
		<a href="#">Finished musical instruments</a> <a href="#">Finished musical instrument accessories</a> , <a href="#">Finished musical instrument parts</a>	→	VERIFY by physical inspection that the articles are finished musical instruments, finished musical instrument accessories, and finished musical instrument parts  The articles are <b>not</b> regulated by CITES
		Leaves, flowers, pollen, fruits, seeds	→	VERIFY by physical inspection that the articles are flowers, fruits, leaves, pollen, seeds  The articles are <b>not</b> regulated by CITES; EXIT this manual

Table 3-3 Determine if a Timber Species Is Regulated by CITES Appendix I, Appendix II, or Appendix III (continued)

If the timber species is:	And the country of origin is:	And the parts or derivatives being re-exported are:	And:	Then:
<i>Guibourtia tessmannii</i>	Any country	All parts and derivatives <b>except</b> leaves, flowers, pollen, fruits, seeds, <a href="#">Finished musical instruments</a> , <a href="#">Finished musical instrument accessories</a> , <a href="#">Finished musical instrument parts</a>	<b>Other than</b> finished products	The articles are CITES <b>Appendix II</b> GO to <a href="#">Step 3: Determine Your Authority</a> on page 3-31
			Finished products weigh <b>more than</b> 10 kg per shipment (wood weight per product) <sup>4</sup>	The articles are CITES <b>Appendix II</b> GO to <a href="#">Step 3: Determine Your Authority</a> on page 3-31
			Finished products maximum weight 10 kg or <b>less</b> per shipment <sup>4</sup> (wood weight per product) <sup>4</sup>	VERIFY by physical inspection that the shipment is 10 kg or less The articles are <b>not</b> regulated by CITES
		<a href="#">Finished musical instruments</a> <a href="#">Finished musical instrument accessories</a> , <a href="#">Finished musical instrument parts</a>	—————→	VERIFY by physical inspection that the articles are finished musical instruments, finished musical instrument accessories, and finished musical instrument parts The articles are <b>not</b> regulated by CITES
		Leaves, flowers, pollen, fruits, seeds	—————→	VERIFY by physical inspection that the articles are flowers, fruits, leaves, pollen, seeds The articles are <b>not</b> regulated by CITES; EXIT this manual
<i>Magnolia liliifera</i> var. <i>obovata</i> (magnolia)	Any country	All parts and derivatives, including manufactured and finished products <sup>9</sup>	—————→	The articles are <b>CITES Appendix III</b> regulated GO to <a href="#">Step 3: Determine Your Authority</a> on page 3-31
<i>Oreomunnea pterocarpa</i> (gavilan)	Any country	All parts and derivatives, including manufactured and finished products <sup>10</sup>	—————→	The articles are <b>CITES Appendix II</b> regulated GO to <a href="#">Step 3: Determine Your Authority</a> on page 3-31

**Table 3-3 Determine if a Timber Species Is Regulated by CITES Appendix I, Appendix II, or Appendix III (continued)**

If the timber species is:	And the country of origin is:	And the parts or derivatives being re-exported are:	And:	Then:
<i>Osyris lanceolata</i> (African sandalwood)	Burundi, Ethiopia, Kenya, Rwanda, Uganda, United Republic of Tanzania	All parts and derivatives <b>except</b> finished products packaged and ready for retail trade		The articles are <b>CITES Appendix II</b> regulated  GO to <a href="#">Step 3: Determine Your Authority</a> on page 3-31
	(includes articles that originated in the countries above that were re-exported from another country)	Finished products packaged and ready for retail trade		<ol style="list-style-type: none"> <li>1. VERIFY by physical inspection that the articles are finished products packaged and ready for retail trade</li> <li>2. The articles are <b>not</b> regulated by CITES; EXIT this manual</li> </ol>
	<b>Other than</b> Burundi, Ethiopia, Kenya, Rwanda, Uganda, United Republic of Tanzania			<ol style="list-style-type: none"> <li>1. REVIEW the shipping documents to verify the country of origin is <b>other than</b> Burundi, Ethiopia, Kenya, Rwanda, Uganda, United Republic of Tanzania</li> <li>2. The articles are <b>not</b> regulated by CITES; EXIT this manual</li> </ol>

**Table 3-3 Determine if a Timber Species Is Regulated by CITES Appendix I, Appendix II, or Appendix III (continued)**

If the timber species is:	And the country of origin is:	And the parts or derivatives being re-exported are:	And:	Then:
<i>Paubrasilia echinata</i> (Brazilwood)	Any country	All parts and derivatives and finished products <b>except</b>  Finished musical instruments, Finished musical instrument accessories, Finished musical instrument parts	Other than finished products	Articles are <b>CITES Appendix II</b> regulated  GO to <a href="#">Step 3: Determine Your Authority</a> on page 3-31
			Finished products maximum weight <b>more than</b> 10 kg per shipment <sup>6</sup> (wood each product)	Articles are <b>CITES Appendix II</b> regulated  GO to <a href="#">Step 3: Determine Your Authority</a> on page 3-31
			Finished products maximum weight 10 kg or <b>less</b> per shipment <sup>6</sup> (wood each product)	VERIFY by physical inspection that the shipment is 10 kg or less  The articles are <b>not</b> regulated by CITES
		Finished musical instruments, Finished musical instrument accessories, Finished musical instrument parts	—————→  VERIFY by physical inspection that the articles are finished musical instruments, finished musical instrument accessories, and finished musical instrument parts  The articles are <b>not</b> regulated by CITES	
<i>Pericopsis elata</i> (afroformosa)	Any country	◆ Logs <sup>3</sup> ◆ Lumber <sup>4</sup> ◆ Transformed wood <sup>11</sup> ◆ Veneer <sup>5</sup>	—————→	The articles are <b>CITES Appendix II</b> regulated  GO to <a href="#">Step 3: Determine Your Authority</a> on page 3-31
		Other than logs, lumber, or veneer	—————→	1. VERIFY, by physical inspection, the articles are <b>not</b> logs, lumber, or veneer  2. The articles are <b>not</b> regulated by CITES; EXIT this manual
<i>Pilgerodendron uviferum</i> (pilgerodendron)	Any country	All parts and derivatives, including manufactured and finished products <sup>12</sup>	—————→	The articles are <b>CITES Appendix I</b> regulated  GO to <a href="#">Step 3: Determine Your Authority</a> on page 3-31

**Table 3-3 Determine if a Timber Species Is Regulated by CITES Appendix I, Appendix II, or Appendix III (continued)**

If the timber species is:	And the country of origin is:	And the parts or derivatives being re-exported are:	And:	Then:
<i>Pinus koraiensis</i> (Korean pine)	Any country	<ul style="list-style-type: none"> <li>◆ Logs <sup>3</sup></li> <li>◆ Lumber <sup>4</sup></li> <li>◆ Veneer <sup>5</sup></li> </ul>		The articles are CITES Appendix III regulated  GO to <a href="#">Step 3: Determine Your Authority</a> on page 3-31
		Other than logs, lumber, or veneer	→	<ol style="list-style-type: none"> <li>1. VERIFY by physical inspection that the articles are <b>not</b> logs, lumber, or veneer</li> <li>2. The articles are <b>not</b> regulated by CITES; EXIT this manual</li> </ol>
<i>Platymiscium pleiostachym</i> (cristobal garadillo)	Any country	All parts and derivatives including manufactured and finished products <sup>13</sup>	→	The articles are <b>CITES Appendix II</b> regulated  GO to <a href="#">Step 3: Determine Your Authority</a> on page 3-31
<i>Podocarpus neriifolius</i> (podocarp)	Any country	All parts and derivatives, including manufactured and finished products <sup>14</sup>	→	The articles are <b>CITES Appendix III</b> regulated  GO to <a href="#">Step 3: Determine Your Authority</a> on page 3-31
<i>Podocarpus parlatorei</i>  (Parlatore's podocarp)	Any country	All parts and derivatives, including manufactured and finished products <sup>15</sup>	→	The articles are <b>CITES Appendix I</b> regulated  GO to <a href="#">Step 3: Determine Your Authority</a> on page 3-31
<i>Prunus africana</i> (African cherry, pygeum)	Any country	All parts and derivatives including finished products packaged and ready for retail sale	→	The articles are <b>CITES Appendix II</b> regulated  GO to <a href="#">Step 3: Determine Your Authority</a> on page 3-31

**Table 3-3 Determine if a Timber Species Is Regulated by CITES Appendix I, Appendix II, or Appendix III (continued)**

If the timber species is:	And the country of origin is:	And the parts or derivatives being re-exported are:	And:	Then:
<i>Pterocarpus</i> spp. (African rosewood, kosso) <b>except <i>Pterocarpus santalinus</i></b>	African countries	<ul style="list-style-type: none"> <li>◆ Logs <sup>3</sup></li> <li>◆ Lumber <sup>4</sup></li> <li>◆ Veneer <sup>5</sup></li> <li>◆ Plywood <sup>18</sup></li> <li>◆ Transformed wood<sup>11</sup></li> </ul>	→	Articles are <b>CITES Appendix II</b> regulated GO to <a href="#">Step 3: Determine Your Authority</a> on page 3-31
		<b>Other than</b> logs, lumber, veneer, plywood, transformed wood	→	VERIFY by physical inspection that the articles are <b>not</b> logs, lumber, veneer, plywood, transformed wood  The articles are <b>not</b> CITES regulated; EXIT this manual
	Other than African countries	→	<ol style="list-style-type: none"> <li>1. REVIEW the shipping documents to verify the country of origin is other than an African country</li> <li>2. The articles are <b>not</b> regulated by CITES; EXIT this manual</li> </ol>	
<i>Pterocarpus santalinus</i>  (red sandalwood, redsanders)	Any country	<ul style="list-style-type: none"> <li>◆ Logs <sup>3</sup></li> <li>◆ Wood chips <sup>16</sup></li> </ul>	→	The articles are <b>CITES Appendix II</b> regulated GO to <a href="#">Step 3: Determine Your Authority</a> on page 3-31
		<b>Other than</b> logs or wood chips	→	<ol style="list-style-type: none"> <li>1. VERIFY by physical inspection that the articles are <b>not</b> logs or wood chips</li> <li>2. The articles are <b>not</b> regulated by CITES; EXIT this manual</li> </ol>
<i>Quercus mongolica</i> (mongolian oak)	Any country	<ul style="list-style-type: none"> <li>◆ Logs <sup>3</sup></li> <li>◆ Lumber <sup>4</sup></li> <li>◆ Veneer <sup>5</sup></li> </ul>	→	The articles are CITES <b>Appendix III</b> regulated GO to <a href="#">Step 3: Determine Your Authority</a> on page 3-31
		<b>Other than</b> logs, lumber, and veneer	→	<ol style="list-style-type: none"> <li>1. VERIFY by physical inspection, that the articles are <b>not</b> logs, lumber, and veneer</li> <li>2. The articles are <b>not</b> regulated by CITES; EXIT this manual</li> </ol>

**Table 3-3 Determine if a Timber Species Is Regulated by CITES Appendix I, Appendix II, or Appendix III (continued)**

If the timber species is:	And the country of origin is:	And the parts or derivatives being re-exported are:	And:	Then:
<i>Senna meridionalis</i> (taraby)	Any country	All parts and derivatives including manufactured and finished products	→	The articles are CITES <b>Appendix II</b> regulated GO to <a href="#">Step 3: Determine Your Authority</a> on page 3-31
<i>Swietenia humilis</i> (Pacific Coast mahogany)	Any country	All parts and derivatives, including manufactured and finished products <sup>15</sup>	→	The articles are <b>CITES Appendix II</b> regulated GO to <a href="#">Step 3: Determine Your Authority</a> on page 3-31
<i>Swietenia macrophylla</i> (bigleaf mahogany)	Neotropics <sup>17</sup> (includes articles originating in the Neotropics that were re-exported from another country)	◆ Logs <sup>3</sup> ◆ Lumber <sup>4</sup> ◆ Plywood <sup>18</sup> ◆ Veneer <sup>5</sup>	→	The articles are <b>CITES Appendix II</b> regulated GO to <a href="#">Step 3: Determine Your Authority</a> on page 3-31
		<b>Other than logs, lumber, plywood, or veneer</b>	→	1. VERIFY by physical inspection, that the articles are <b>not</b> logs, lumber, plywood, or veneer 2. The articles are <b>not</b> regulated by CITES; EXIT this manual
	<b>Other than the Neotropics</b>	→	1. REVIEW the shipping documents to verify the country of origin is <b>other than</b> the Neotropics 2. The articles are <b>not</b> regulated by CITES; EXIT this manual	
<i>Swietenia mahogani</i> (Caribbean mahogany)	Any country	◆ Logs <sup>3</sup> ◆ Lumber <sup>4</sup> ◆ Veneer <sup>5</sup>	→	The articles are <b>CITES Appendix II</b> regulated GO to <a href="#">Step 3: Determine Your Authority</a> on page 3-31
		<b>Other than logs, lumber, or veneer</b>	→	1. VERIFY, by physical inspection, the articles are <b>not</b> logs, lumber, or veneer 2. The articles are <b>not</b> regulated by CITES; EXIT this manual
<i>Tetracentron sinense</i> (tetracentron)	Any country	All parts and derivatives, including manufactured and finished products <sup>19</sup>	→	The articles are <b>CITES Appendix III</b> regulated GO to <a href="#">Step 3: Determine Your Authority</a> on page 3-31



**Table 3-3 Determine if a Timber Species Is Regulated by CITES Appendix I, Appendix II, or Appendix III (continued)**

If the timber species is:	And the country of origin is:	And the parts or derivatives being re-exported are:	And:	Then:
<i>Widdringtonia whytei</i> (Mulanje cedar)	Any country	All parts and derivatives including manufactured and finished products <sup>20</sup>	→	The articles are <b>CITES Appendix II</b> regulated GO to <a href="#">Step 3: Determine Your Authority</a> on page 3-31

- 1 Includes building material, cabinetmaking material, charcoal, firewood, flooring, food containers, fuel wood, furniture, joinery, light construction material, matches, particleboard, plywood, pulp/paper products, roof shingles, and veneer, etc.
- 2 Includes construction material, flooring, furniture, joinery, plywood, pulp railroad ties, and vehicle parts, etc.
- 3 Includes railroad ties, etc.
- 4 Ten (10) kilograms (kg) per shipment, the 10 kg limit should be interpreted as referring to the weight of the individual portions of each item in the shipment made of wood of the species concerned. In other words, the 10 kg limit is to be assessed against the weight of the individual portions of wood of Dalbergia or Guibortia species contained in each item of the shipment, rather than against the total weight of the shipment.
- 5 Includes agricultural implements, bearings and bushings, barge and dock fenders, boat construction articles, chemical derivatives, cogs and shafts, cross ties, fishing rods, flooring, furniture, heavy construction and pulp mill equipment, railroad ties, sporting goods, tool handles, turnery, and veneer, etc.
- 6 Includes agricultural implements, boat building materials (general), boat masts, boxes and crates, cabinetmaking materials, carvings, cigar boxes, construction materials, cooperages, flooring, food containers, fuel wood, furniture, furniture components, joinery, mathematical instruments, mine timbers, musical instruments, particleboard, pencils, piling, plywood, poles, pulp/paper products, shakes, shingles, sporting goods, toys, and vats, etc.
- 7 Includes brush backs, building materials, ceilings, counter tops, door frames, dowels, flooring, furniture, joinery, mouldings, nonstriking handles (such as brooms and umbrellas), paneling, picture frames, plywood, pool cues and racks, rulers, shoji screens, stair treads, stringers, tool handles, toys, trays, tripods, turnery, venetian blinds, window blinds, and window frames, etc.
- 8 *Guaiaacum* spp. products include: bearings and bushings, boat building materials (general), brush backs and handles, bush blocks, farm vehicles, furniture, golf club heads, machinery parts, marine construction material, mathematical instruments, naval architecture, pulley sheaves, railroad ties, shade rollers, sporting goods, tables, textile equipment, turnery, and wheels, etc. Regulating depends on whether or **not** they are finished products and packaged and ready for retail trade.
- 9 Trade in this species is rare. If you encounter a regulated article made of this species, then contact the Manuals Unit at 240-529-0357 to add the article to this list.
- 10 Includes a variety of uses within the species' natural range. If you encounter a regulated article made of this species, then contact the Manuals Unit to add the article to this list.
- 11 Transformed wood: Wood (including strips, friezes for parquet flooring, **not** assembled), continuously shaped (tongued, grooved, v-jointed, beaded or the like) along any edges, ends or faces, whether or **not** planned, sanded or end-jointed (as defined by HS code 44.09):
- 12 Includes flooring, furniture, posts, and timber, etc. (Wood is noted for its longevity in moist environments.)
- 13 Includes furniture, musical instruments, timber, and veneer, etc.
- 14 Trade in this species is rare. If you encounter a regulated article made of this species, then contact the Manuals Unit to add the article to this list.
- 15 Includes timber.
- 16 Wood chips: Wood that has been reduced to small pieces.
- 17 The Neotropics include the Caribbean, Central America, Mexico, and South America.
- 18 Plywood: Consisting of three or more sheets of wood glued and pressed one on the other and generally disposed so that the grains of successive layers are at an angle (HS Code 44.12.13, HS Code 44.12.14, and HS Code 44.12.22). See Appendix D, [Harmonized System of the World](#).

## Re-exportation of CITES Timber Species Procedures

---

- 19 Trade in this species is rare. If you encounter a regulated article made of this species, then contact the Manuals Unit to add the article to this list.
- 20 Includes furniture, musical instruments, timber, and veneer, etc.

### Step 3: Determine Your Authority

If you are not certain that your port is designated for the re-exportation of CITES regulated timber, then check the appropriate designated CITES ports list. See [Designated CITES Ports and Plant Inspection Stations CITES Staff](#) on page 5-1 to confirm.

If you are located at a CITES-designated port, then continue to [Step 4: Determine Which Documents Are Needed](#).

If you are **not** located at a CITES-designated port, then you are **not** authorized to certify the CITES re-export shipment. Provide the re-exporter with the option of having the owner or owner's agent arrange to move the shipment to a designated port (at the owner's expense), and give the name and location of the port. Notify the designated port of the pending arrival.

#### NOTICE

50 CFR §24 lists the log and lumber ports as designated **only** for the **importation** of CITES regulated timber species. The CFR will eventually be amended to include exportation and re-exportation. In the interim, all ports approved for the importation of logs and lumber are also approved for the exportation and re-exportation of CITES regulated timber species.

Continue to [Step 4: Determine Which Documents Are Needed](#) on page 3-32.

### Step 4: Determine Which Documents Are Needed

To determine which documents are needed for the legal re-exportation of CITES regulated timber, use the appropriate table as follows:

- ◆ CITES Appendix I, see [Table 3-4](#)
- ◆ CITES Appendix II, see [Table 3-5](#)
- ◆ CITES Appendix III, see [Table 3-6](#)

#### NOTICE

In addition to any CITES re-export documents listed as required in this manual, a Federal Phytosanitary Certificate may also be required. Refer to the [Export Program Manual](#) and EXCERPT.

### Required Documents for Re-exportation of Appendix I Timber Species

The re-exportation of CITES Appendix I timber species is permitted when presented with the appropriate CITES documentation for the following categories of trade:


- ◆ Articles derived from trees cut in the wild for non-commercial use (when presented with a USFWS-issued *CITES Re-export Certificate* and a CITES Import Permit)
- ◆ Articles derived from plantation-grown trees (when presented with a USFWS-issued *CITES Re-export Certificate* designating either source code A for artificially-propagated material being traded for non-commercial purposes; or source code D for artificially-propagated material being traded for commercial purposes)
- ◆ Articles acquired prior to the date the Convention listed the species (when presented with a USFWS-issued *CITES Other Certificate* designating Pre-Convention specimens; and designating the date of acquisition or certification that the specimens were acquired before the date first included in the CITES appendices)

#### NOTICE

Commercial trade in CITES Appendix I species originating from the wild is **prohibited**.

See [Table 3-4](#) on page 3-33 to determine which documents are required for the re-export of CITES Appendix I regulated timber species.

**Table 3-4 Determine Which Documents Are Needed for the Re-exportation of CITES Appendix I Timber Species**

If the article comes from:	And country of origin is:	And the permittee:	And the exporter:	Then:
<b>NOTICE</b>				
<p>A Federal Phytosanitary Certificate for Re-export of CITES Appendix I, Appendix II, or Appendix III regulated timber species can <b>only</b> be issued at a designated port that is authorized to re-export CITES regulated logs and lumber. Issuance of a Federal Phytosanitary Certificate for Re-export of CITES Appendix I, Appendix II, or Appendix III timber species is contingent upon compliance with all CITES requirements. Issue the Federal Phytosanitary Certificate for Re-export <b>only</b> if all CITES requirements have been satisfied. See the <i>Export Certification Manual (XPM)</i> and PCIT.</p>				
<p><i>Abies guatemalensis</i> (Guatemalan fir)</p> <p><i>Araucaria araucana</i> (monkey puzzle tree)</p> <p><i>Dalbergia nigra</i> (Brazilian rosewood)</p> <p><i>Fitzroya cupressoides</i> (alerce)</p> <p><i>Pilgerodendron uviferum</i> (pilgerodendron)</p> <p><i>Podocarpus parlatorei</i> (Parlatore's podocarp)</p>	Any country	Is engaged in commercial business <sup>1, 2</sup>	<p>Presents a USDA-APHIS ePermits-issued <i>Protected Plant Permit</i>, and <b>one</b> of the following USFWS-issued CITES Appendix I re-export documents <sup>3, 4</sup>:</p> <ul style="list-style-type: none"> <li>◆ <i>Re-export Certificate</i> designating source code D for artificially propagated (plantation grown) material being traded for commercial purposes</li> <li>◆ <i>Other Certificate</i> designating Pre-Convention specimens; and designating the date of acquisition or certification the specimens were acquired before the date first included in the CITES appendices</li> </ul> <p>A Federal phytosanitary certificate may be required to accompany the shipment; see <a href="#">XPM</a>, PCIT, and notice above</p>	<p>GO to <a href="#">Step 5: Collect the Documents Associated with the Shipment</a> on page 3-73</p>
			<p><b>Lacks</b> the required CITES document</p>	<p>1. PLACE the shipment on HOLD</p> <p>2. GO to <a href="#">Violations, Seizures, and Forfeitures</a> on page 4-1</p>
			<p><b>Lacks</b> a <i>Protected Plant Permit</i></p>	<p>ALLOW the exporter to apply for a <i>Protected Plant Permit</i> (see <a href="#">Confirm PPP Valid or Apply for a PPP</a> on page 3-75)</p>
			<p>Has an <b>expired</b> <i>Protected Plant Permit</i></p>	
		<p>Is <b>not</b> engaged in commercial business</p>		<p>GO to <a href="#">page 3-34</a></p>

**Table 3-4 Determine Which Documents Are Needed for the Re-exportation of CITES Appendix I Timber Species (continued)**

If the article comes from:	And country of origin is:	And the permittee:	And the exporter:	Then:
<p><i>Abies guatemalensis</i> (Guatemalan fir)</p> <p><i>Araucaria araucana</i> (monkey puzzle tree)</p> <p><i>Dalbergia nigra</i> (Brazilian rosewood)</p> <p><i>Fitzroya cupressoides</i> (alerce)</p> <p><i>Pilgerodendron uviferum</i> (pilgerodendron)</p> <p><i>Podocarpus parlatorei</i> (Parlatore's podocarp)</p>	Any country	Is <b>not</b> engaged in commercial business	<p>Presents <b>both</b> of the following CITES Appendix I documents:</p> <ul style="list-style-type: none"> <li>◆ USFWS-issued CITES <i>Re-export Certificate</i><sup>3, 4</sup> designating source code W for specimens collected from the wild</li> <li>◆ <i>Import Permit</i> issued by the Management Authority in the country of destination</li> </ul> <p><b>OR</b></p> <p>Presents <b>one</b> of the following USFWS-issued CITES Appendix I re-export documents<sup>3, 4</sup>:</p> <ul style="list-style-type: none"> <li>◆ <i>Re-export Certificate</i> designating source code A for artificially propagated (plantation grown) material being traded for <b>noncommercial</b> purposes</li> <li>◆ <i>Other Certificate</i> designating Pre-Convention specimens; and designating the date of acquisition or certification the specimens were acquired before the first date included in the CITES appendices</li> </ul> <p>A phytosanitary certificate may be required to accompany the shipment; see notice <a href="#">page 3-33</a></p>	<p>GO to <a href="#">Step 5: Collect the Documents Associated with the Shipment</a> on page 3-73</p>
			Lacks the required CITES document	<ol style="list-style-type: none"> <li>1. PLACE the shipment on HOLD</li> <li>2. GO to <a href="#">Violations, Seizures, and Forfeitures</a></li> </ol>

- 1 Engaged in commercial business is defined as trade for the purpose of selling, bartering, collecting, or otherwise as a livelihood for gain or profit.
- 2 Commercial trade in CITES Appendix I species originating in the wild is **prohibited**.
- 3 If *Block 5, Special Conditions*, of the USFWS-issued CITES Re-export Certificate so states, then a CBP/PPQ validated copy of the CITES Export Permit or Certificate issued by the Management Authority in the country of origin is required to be attached (to the USFWS-issued CITES Re-export Certificate).
- 4 USFWS-DMA is phasing in the issuance of CITES permits and certificates on security paper. The original **must** accompany the shipment. If the permittee intends to export once, then the permittee will be issued a single original certificate. If the permittee intends to export more than one shipment, then the permittee will be issued multiple originals.

### Required Documents for Re-exportation of Appendix II Timber Species

The re-exportation of CITES Appendix II timber species is permitted when presented with the appropriate CITES documentation for the following categories of trade:

- ◆ Articles derived from trees cut in the wild  
(when presented with a USFWS-issued *CITES Re-export Certificate*)
- ◆ Articles derived from plantation-grown trees  
(when presented with a USFWS-issued *CITES Re-export Certificate* designating source code A for artificial propagation)
- ◆ Articles acquired prior to the date the CITES Convention listed the species  
(when presented with a USFWS-issued *CITES Other Certificate* designating Pre-Convention specimens; and designating the date of acquisition or certification that the specimens were acquired before the date first included in the CITES appendices)

See [Table 3-5](#) on page 3-36 to determine which documents are required for the re-exportation of CITES Appendix II regulated timber species.

**Table 3-5 Determine Which Documents Are Needed for the Re-exportation of CITES Appendix II Regulated Timber Species**


If the article comes from:	And country of origin is:	And the permittee:	And the re-exporter:	Then:
<b>NOTICE</b>				
<p>In addition to any CITES Re-export documents listed as required in this manual, a Federal Phytosanitary Certificate may also be required (see the <i>Export Program Manual (XPM)</i> and PCIT). A Federal Phytosanitary Certificate for Re-export of CITES regulated timber species can <b>only</b> be issued at a designated port that is authorized to re-export CITES regulated logs and lumber (see <a href="#">Designated CITES Ports and Plant Inspection Stations CITES Staff</a> on page 5-1). Issuance of a Federal Phytosanitary Certificate for Re-export is contingent upon compliance with all CITES requirements; issue <b>only</b> if all CITES requirements have been satisfied.</p>				
<p><i>Azelia</i> spp. (pod mahogany)</p>	<p>African countries</p>	<p>Is engaged in commercial business <sup>1</sup></p>	<p>Presents a USDA-APHIS ePermits-issued <i>Protected Plant Permit</i>, <b>and one</b> of the following USFWS-issued CITES Appendix II re-export documents <sup>2, 3</sup>:</p> <ul style="list-style-type: none"> <li>◆ Re-export Certificate designating source code W for specimens collected from the Wild, or source code A for Artificial Propagation (plantation grown)</li> <li>◆ Other Certificate designating Pre-Convention specimens; and designating the date of acquisition or certification the specimens were acquired before the date first included in the CITES appendices</li> </ul> <p>A phytosanitary certificate may be required to accompany the shipment; see notice above</p>	<p>GO to <a href="#">Step 5: Collect the Documents Associated with the Shipment</a> on page 3-73</p>
			<p><b>Lacks</b> the required CITES document</p>	<p>1. PLACE the shipment on HOLD 2. GO to <a href="#">Violations, Seizures, and Forfeitures</a></p>
			<p><b>Lacks</b> a <i>Protected Plant Permit</i> Has an <b>expired</b> <i>Protected Plant Permit</i></p>	<p>ALLOW the exporter to apply for a <i>Protected Plant Permit</i> (see <a href="#">Confirm PPP Valid or Apply for a PPP</a>)</p>
		<p>Is <b>not</b> engaged in commercial business</p>	<p style="text-align: center;">→</p>	<p>GO to <a href="#">page 3-39</a></p>



**Table 3-5 Determine Which Documents Are Needed for the Re-exportation of CITES Appendix II Regulated Timber Species (continued)**

If the article comes from:	And country of origin is:	And the permittee:	And the re-exporter:	Then:
<p><i>Azela</i> spp. (pod mahogany)</p>	<p>African countries</p>	<p>Is <b>not</b> engaged in commercial business</p>	<p>Presents <b>one</b> of the following USFWS-issued CITES Appendix II re-export documents <sup>5, 6</sup>:</p> <ul style="list-style-type: none"> <li>◆ <i>Re-export Certificate</i> designating source code W for specimens collected from the Wild, or source code A for Artificial Propagation (plantation grown)</li> <li>◆ <i>Other Certificate</i> designating Pre-Convention specimens; and designating the date of acquisition or certification the specimens were acquired before the date first included in the CITES appendices</li> </ul> <p>A phytosanitary certificate may be required to accompany the shipment; see notice on <a href="#">page 3-36</a></p>	<p>GO to <a href="#">Step 5: Collect the Documents Associated with the Shipment</a></p>
	<p><b>Lacks</b> the required CITES document</p>	<ol style="list-style-type: none"> <li>1. PLACE the shipment on HOLD</li> <li>2. CONTACT a PPQ Botanist <sup>7</sup> for assistance</li> </ol>		
	<p><b>Other than</b> African countries</p>	<p>→</p>	<p>Presents <b>either</b> one:</p> <ul style="list-style-type: none"> <li>◆ Generic Certificate of Origin OR</li> <li>◆ Other conclusive proof of origin</li> </ul>	<ol style="list-style-type: none"> <li>1. REVIEW the shipping documents to verify that the shipment is <b>not</b> from an African country</li> <li>2. If the article is <b>not</b> from an African country, then is <b>not</b> regulated by CITES</li> <li>3. EXIT this manual</li> </ol>
	<p><b>Lacks</b> the required document listed in the cell above (<b>does not</b> have conclusive proof of origin)</p>	<ol style="list-style-type: none"> <li>1. PLACE the shipment on HOLD</li> <li>2. CONTACT a PPQ Botanist <sup>7</sup> for assistance</li> </ol>		

**Table 3-5 Determine Which Documents Are Needed for the Re-exportation of CITES Appendix II Regulated Timber Species (continued)**

If the article comes from:	And country of origin is:	And the permittee:	And the re-exporter:	Then:
<ul style="list-style-type: none"> <li>◆ <i>Adansonia grandidieri</i> (giant baobab)</li> <li>◆ <i>Aniba rosaeodora</i> (Brazilian rosewood)</li> <li>◆ <i>Bulnesia sarmientoi</i> (gaiacwood)</li> <li>◆ <i>Caryocar costaricense</i> (ajillo)</li> </ul>	Any country	Is engaged in commercial business <sup>4</sup>	<p>Presents a USDA-APHIS ePermits-issued <i>Protected Plant Permit</i>, <b>and one</b> of the following USFWS-issued CITES Appendix II <i>re-export documents</i> <sup>5, 6</sup>:</p> <ul style="list-style-type: none"> <li>◆ Re-export Certificate designating source code W for specimens collected from the Wild, or source code A for Artificial Propagation (plantation grown)</li> <li>◆ Other Certificate designating Pre-Convention specimens; and designating the date of acquisition or certification the specimens were acquired before the date first included in the CITES appendices</li> </ul> <p>A phytosanitary certificate may be required to accompany the shipment; see notice above</p>	GO to <a href="#">Step 5: Collect the Documents Associated with the Shipment</a> on page 3-73
			<p><b>Lacks</b> the required CITES document</p>	<ol style="list-style-type: none"> <li>1. PLACE the shipment on HOLD</li> <li>2. GO to <a href="#">Violations, Seizures, and Forfeitures</a></li> </ol>
			<p><b>Lacks</b> a <i>Protected Plant Permit</i></p>	ALLOW the exporter to apply for a <i>Protected Plant Permit</i> (see <a href="#">Confirm PPP Valid or Apply for a PPP</a> )
		<p>Has an <b>expired</b> <i>Protected Plant Permit</i></p>	GO to <a href="#">page 3-39</a>	
		Is <b>not</b> engaged in commercial business		

**Table 3-5 Determine Which Documents Are Needed for the Re-exportation of CITES Appendix II Regulated Timber Species (continued)**

If the article comes from:	And country of origin is:	And the permittee:	And the re-exporter:	Then:
<ul style="list-style-type: none"> <li>◆ <i>Adansonia grandidieri</i> (giant baobab)</li> <li>◆ <i>Aniba rosaeodora</i> (Brazilian rosewood)</li> <li>◆ <i>Bulnesia sarmientoi</i> (gaiacwood)</li> <li>◆ <i>Caryocar costaricense</i> (ajillo)</li> </ul>	Any country	Is <b>not</b> engaged in commercial business	<p>Presents <b>one</b> of the following USFWS-issued CITES Appendix II re-export documents <sup>5, 6</sup>:</p> <ul style="list-style-type: none"> <li>◆ <i>Re-export Certificate</i> designating source code W for specimens collected from the Wild, or source code A for Artificial Propagation (plantation grown)</li> <li>◆ <i>Other Certificate</i> designating Pre-Convention specimens; and designating the date of acquisition or certification the specimens were acquired before the date first included in the CITES appendices</li> </ul> <p>A phytosanitary certificate may be required to accompany the shipment; see notice on <a href="#">page 3-36</a></p>	GO to <a href="#">Step 5: Collect the Documents Associated with the Shipment</a>
			<p><b>Lacks</b> the required CITES document</p>	<ol style="list-style-type: none"> <li>1. PLACE the shipment on HOLD</li> <li>3. GO to <a href="#">Violations, Seizures, and Forfeitures</a></li> </ol>


**Table 3-5 Determine Which Documents Are Needed for the Re-exportation of CITES Appendix II Regulated Timber Species (continued)**

If the article comes from:	And country of origin is:	And the permittee:	And the re-exporter:	Then:
<p>◆ <i>Cedrela</i> spp.</p>	<p>Neotropics <sup>9</sup> (includes articles originating in the Neotropics that were re-exported from another country)</p>	<p>Is engaged in commercial business <sup>4</sup></p>	<p>Presents a USDA-APHIS ePermits-issued <i>Protected Plant Permit</i> <b>and</b> one of the following USFWS-issued CITES Appendix II re-export documents <sup>5, 3</sup>:</p> <ul style="list-style-type: none"> <li>◆ <i>Re-export Certificate</i> designating source code W for specimens collected from the Wild, or source code A for Artificial Propagation (plantation grown)</li> <li>◆ <i>Other Certificate</i> designating Pre-Convention specimens; and designating the date of acquisition or certification the specimens were acquired before the date first included in the CITES appendices</li> </ul> <p>A phytosanitary certificate may be required to accompany the shipment; see notice <a href="#">page 3-33</a></p>	<p><a href="#">Step 5: Collect the Documents Associated with the Shipment</a> on page 3-73</p>
			<p><b>Lacks</b> the required CITES document</p>	<p>1. PLACE the shipment on HOLD 2. GO to <a href="#">page 4-1</a></p>
			<p><b>Lacks</b> a <i>Protected Plant Permit</i></p>	<p>1. ALLOW the exporter to apply for a <i>Protected Plant Permit</i> 2. GO to <a href="#">Confirm PPP Valid or Apply for a PPP</a> on page 3-75)</p>
		<p>Is <b>not</b> engaged in commercial business</p>	<p>—————→</p>	<p>GO to <a href="#">page 3-41</a></p>

**Table 3-5 Determine Which Documents Are Needed for the Re-exportation of CITES Appendix II Regulated Timber Species (continued)**

If the article comes from:	And country of origin is:	And the permittee:	And the re-exporter:	Then:
<p>◆ <i>Cedrela</i> spp.</p>	<p>Neotropics (includes articles originating in the Neotropics that were re-exported from another country)</p>	<p>Is <b>not</b> engaged in commercial business</p>	<p>Presents a <b>one</b> of the following USFWS-issued CITES Appendix II re-export documents <sup>5, 6</sup>:</p> <ul style="list-style-type: none"> <li>◆ <i>Re-export Certificate</i> designating source code W for specimens collected from the Wild, or source code A for Artificial Propagation (plantation grown); OR</li> <li>◆ <i>Other Certificate</i> designating Pre-Convention specimens; and designating the date of acquisition or certification the specimens were acquired before the date first included in the CITES appendices</li> </ul> <p>A phytosanitary certificate may be required to accompany the shipment; see notice <a href="#">page 3-73</a></p>	<p><a href="#">Step 5: Collect the Documents Associated with the Shipment</a> on page 3-73</p>
	<p><b>Lacks</b> the required CITES document</p>	<ol style="list-style-type: none"> <li>1. PLACE the shipment on HOLD</li> <li>2. GO to <a href="#">Violations, Seizures, and Forfeitures</a> on page 4-1</li> </ol>		
	<p><b>Other than the Neotropics</b></p>	<p>→</p>	<p>Presents <b>either</b> one:</p> <ul style="list-style-type: none"> <li>◆ Generic Certificate of Origin OR</li> <li>◆ Other conclusive proof of origin</li> </ul>	<ol style="list-style-type: none"> <li>1. REVIEW the shipping documents to verify that the shipment is <b>not</b> from the Neotropics <sup>9</sup></li> <li>2. If the article is <b>not</b> from the Neotropics, then is <b>not</b> regulated by CITES</li> <li>3. EXIT this manual</li> </ol>
	<p><b>Lacks</b> the required document listed in the cell above (<b>does not</b> have conclusive proof of origin)</p>	<ol style="list-style-type: none"> <li>1. PLACE the shipment on HOLD</li> <li>2. CONTACT a PPQ Botanist <sup>7</sup> for assistance</li> </ol>		

**Table 3-5 Determine Which Documents Are Needed for the Re-exportation of CITES Appendix II Regulated Timber Species (continued)**

If the article comes from:	And country of origin is:	And the permittee:	And the re-exporter:	Then:
<p>◆ <i>Dalbergia</i> spp. (rosewoods) <b>except</b> CITES Appendix I <i>Dalbergia nigra</i> (Brazilian rosewood)</p>	Mexico	Is engaged in commercial business <sup>4</sup>	<p>Presents a USDA-APHIS ePermits-issued <i>Protected Plant Permit</i>, <b>and one</b> of the following USFWS-issued CITES Appendix II re-export documents <sup>5, 6</sup>:</p> <ul style="list-style-type: none"> <li>◆ <i>Re-export Certificate</i> designating source code W for specimens collected from the Wild, or source code A for Artificial Propagation (plantation grown)</li> <li>◆ <i>Other Certificate</i> designating Pre-Convention specimens; and designating the date of acquisition or certification the specimens were acquired before the date first included in the CITES appendices</li> </ul> <p>A phytosanitary certificate may be required to accompany the shipment; see notice <a href="#">page 3-36</a></p>	GO to <a href="#">Step 5: Collect the Documents Associated with the Shipment</a>
			<b>Lacks</b> the required CITES document	<ol style="list-style-type: none"> <li>1. PLACE the shipment on HOLD</li> <li>2. GO to <a href="#">Violations, Seizures, and Forfeitures</a></li> </ol>
			<b>Lacks</b> a <i>Protected Plant Permit</i>	ALLOW the exporter to apply for a <i>Protected Plant Permit</i> (see <a href="#">Confirm PPP Valid or Apply for a PPP</a> )
			Has an <b>expired</b> <i>Protected Plant Permit</i> <sup>6</sup>	ALLOW the exporter to apply for a <i>Protected Plant Permit</i> (see <a href="#">Confirm PPP Valid or Apply for a PPP</a> )
		Is <b>not</b> engaged in commercial business		GO to <a href="#">page 3-43</a>



**Table 3-5 Determine Which Documents Are Needed for the Re-exportation of CITES Appendix II Regulated Timber Species (continued)**

If the article comes from:	And country of origin is:	And the permittee:	And the re-exporter:	Then:
<p>◆ <i>Dalbergia</i> spp. (rosewoods) <b>except</b> CITES Appendix I <i>Dalbergia nigra</i> (Brazilian rosewood)</p>	<p><b>Other than Mexico</b></p>	<p>Is engaged in commercial business <sup>4</sup></p>	<p>Presents a USDA-APHIS ePermits-issued <i>Protected Plant Permit</i>, <b>and one</b> of the following USFWS-issued CITES Appendix II re-export documents <sup>5, 6</sup>:</p> <ul style="list-style-type: none"> <li>◆ <i>Re-export Certificate</i> designating source code W for specimens collected from the Wild, or source code A for Artificial Propagation (plantation grown)</li> <li>◆ <i>Other Certificate</i> designating Pre-Convention specimens; and designating the date of acquisition or certification the specimens were acquired before the date first included in the CITES appendices</li> </ul> <p>A phytosanitary certificate may be required to accompany the shipment; see notice <a href="#">page 3-36</a></p>	<p>GO to <a href="#">Step 5: Collect the Documents Associated with the Shipment</a></p>
		<p><b>Lacks</b> the required CITES document</p>	<p><b>Lacks</b> a <i>Protected Plant Permit</i></p>	<p>1. PLACE the shipment on HOLD 2. GO to <a href="#">Violations, Seizures, and Forfeitures</a></p>
		<p>Has an <b>expired</b> <i>Protected Plant Permit</i> <sup>6</sup></p>		<p>ALLOW the exporter to apply for a <i>Protected Plant Permit</i> (see <a href="#">Confirm PPP Valid or Apply for a PPP</a>)</p>
		<p>Is <b>not</b> engaged in commercial business</p>		<p>GO to <a href="#">page 3-45</a></p>
				<p>→</p>



**Table 3-5 Determine Which Documents Are Needed for the Re-exportation of CITES Appendix II Regulated Timber Species (continued)**

If the article comes from:	And country of origin is:	And the permittee:	And the re-exporter:	Then:
<p>◆ <i>Dalbergia</i> spp. (rosewoods) <b>except</b> CITES Appendix I <i>Dalbergia nigra</i> (Brazilian rosewood)</p>	<p><b>Other than Mexico</b></p>	<p>Is <b>not</b> engaged in commercial business and the articles weigh <b>more than 10 kg</b> per shipment</p>	<p>Presents <b>one</b> of the following USFWS-issued CITES Appendix II re-export documents<sup>2, 6</sup>:</p> <ul style="list-style-type: none"> <li>◆ <i>Re-export Certificate</i> designating source code W for specimens collected from the Wild, or source code A for Artificial Propagation (plantation grown)</li> <li>◆ <i>Other Certificate</i> designating Pre-Convention specimens and designating the date of acquisition or certification the specimens were acquired before the date first included in the CITES appendices</li> </ul> <p>A phytosanitary certificate may be required to accompany the shipment; see notice <a href="#">page 3-36</a></p> <p><b>Lacks</b> the required CITES re-export document</p>	<p>GO to <a href="#">Step 5: Collect the Documents Associated with the Shipment</a> on page 3-73</p> <p>1. PLACE the shipment on HOLD 2. CONTACT a PPQ Botanist<sup>7</sup> for assistance</p>


**Table 3-5 Determine Which Documents Are Needed for the Re-exportation of CITES Appendix II Regulated Timber Species (continued)**

If the article comes from:	And country of origin is:	And the permittee:	And the re-exporter:	Then:
<p>◆ <i>Diospyros</i> spp. (ebonies)</p>	<p>Madagascar (includes articles originating in Madagascar that were re-exported from another country)</p>	<p>Is engaged in commercial business <sup>4</sup></p>	<p>Presents a USDA-APHIS ePermits-issued <i>Protected Plant Permit</i>, <b>and one</b> of the following USFWS-issued CITES Appendix II re-export documents <sup>5, 6</sup>:</p> <ul style="list-style-type: none"> <li>◆ <i>Re-export Certificate</i> designating source code W for specimens collected from the Wild, or source code A for Artificial Propagation (plantation grown)</li> <li>◆ <i>Other Certificate</i> designating Pre-Convention specimens; and designating the date of acquisition or certification the specimens were acquired before the date first included in the CITES appendices</li> </ul> <p>A phytosanitary certificate may be required to accompany the shipment; see notice <a href="#">page 3-36</a></p>	<p>GO to <a href="#">Step 5: Collect the Documents Associated with the Shipment</a></p>
		<p><b>Lacks</b> the required CITES document</p>		<p>1. PLACE the shipment on HOLD 2. GO to <a href="#">Violations, Seizures, and Forfeitures</a></p>
		<p><b>Lacks</b> a <i>Protected Plant Permit</i></p>		<p>ALLOW the exporter to apply for a <i>Protected Plant Permit</i> (see <a href="#">Confirm PPP Valid or Apply for a PPP</a>)</p>
		<p>Has an <b>expired</b> <i>Protected Plant Permit</i> <sup>6</sup></p>		<p>ALLOW the exporter to apply for a <i>Protected Plant Permit</i> (see <a href="#">Confirm PPP Valid or Apply for a PPP</a>)</p>
		<p>Is <b>not</b> engaged in commercial business</p>	<p>→</p>	<p>GO to <a href="#">page 3-45</a></p>

**Table 3-5 Determine Which Documents Are Needed for the Re-exportation of CITES Appendix II Regulated Timber Species (continued)**

If the article comes from:	And country of origin is:	And the permittee:	And the re-exporter:	Then:
<p>◆ <i>Diospyros</i> spp. (ebonies)</p>	<p>Madagascar (includes populations of Madagascar that were re-exported from another country)</p>	<p>Is <b>not</b> engaged in commercial business</p>	<p>Presents <b>one</b> of the following USFWS-issued CITES Appendix II re-export documents<sup>2, 6</sup>:</p> <ul style="list-style-type: none"> <li>◆ <i>Re-export Certificate</i> designating source code W for specimens collected from the Wild, or source code A for Artificial Propagation (plantation grown)</li> <li>◆ <i>Other Certificate</i> designating Pre-Convention specimens and designating the date of acquisition or certification the specimens were acquired before the date first included in the CITES appendices</li> </ul> <p>A phytosanitary certificate may be required to accompany the shipment; see notice <a href="#">page 3-36</a></p> <p><b>Lacks</b> the required CITES re-export document</p>	<p>GO to <a href="#">Step 5: Collect the Documents Associated with the Shipment</a> on page 3-73</p> <p>1. PLACE the shipment on HOLD 2. CONTACT a PPQ Botanist<sup>7</sup> for assistance</p>

**Table 3-5 Determine Which Documents Are Needed for the Re-exportation of CITES Appendix II Regulated Timber Species (continued)**

If the article comes from:	And country of origin is:	And the permittee:	And the re-exporter:	Then:
<ul style="list-style-type: none"> <li>◆ <i>Gonystylus</i> spp.(ramin)</li> <li>◆ <i>Guaiacum</i> spp. (lignum vitae)</li> <li>◆ <i>Guibourtia demeusei</i> (red bubinga)</li> <li>◆ <i>Guibourtia pellegriniana</i> (rose bubinga)</li> <li>◆ <i>Guibourtia tessmannii</i> (rose bubinga)</li> </ul>	Any country	Is engaged in commercial business <sup>1</sup>	<p>Presents a USDA-APHIS ePermits-issued <i>Protected Plant Permit</i>, and <b>one</b> of the following USFWS-issued CITES Appendix II re-export documents <sup>5, 6</sup>:</p> <ul style="list-style-type: none"> <li>◆ <i>Re-export Certificate</i> designating source code W f or specimens collected from the Wild, or source code A for Artificial Propagation (plantation grown)</li> <li>◆ <i>Other Certificate</i> designating Pre-Convention specimens; and designating the date of acquisition or certification the specimens were acquired before the date first included in the CITES appendices</li> </ul> <p>A phytosanitary certificate may be required to accompany the shipment; see notice <a href="#">page 3-36</a></p>	GO to <a href="#">Step 5: Collect the Documents Associated with the Shipment</a> on page 3-73
			<p><b>Lacks</b> the required CITES document</p>	<ol style="list-style-type: none"> <li>1. PLACE the shipment on HOLD</li> <li>2. GO to <a href="#">Violations, Seizures, and Forfeitures</a> on page 4-1</li> </ol>
			<p><b>Lacks</b> a <i>Protected Plant Permit</i></p>	ALLOW the exporter to apply for a <i>Protected Plant Permit</i> (see <a href="#">Confirm PPP Valid or Apply for a PPP</a> on page 3-75)
		<p>Has an <b>expired</b> <i>Protected Plant Permit</i> <sup>6</sup></p>	GO to <a href="#">page 3-49</a>	
		Is <b>not</b> engaged in commercial business		

**Table 3-5 Determine Which Documents Are Needed for the Re-exportation of CITES Appendix II Regulated Timber Species (continued)**

If the article comes from:	And country of origin is:	And the permittee:	And the re-exporter:	Then:
<ul style="list-style-type: none"> <li>◆ <i>Gonystylus</i> spp.(ramin)</li> <li>◆ <i>Guaiacum</i> spp. (lignum vitae)</li> <li>◆ <i>Guibourtia demeusei</i> (red bubinga)</li> <li>◆ <i>Guibourtia pellegriniana</i> (rose bubinga)</li> <li>◆ <i>Guibourtia tessmannii</i> (rose bubinga)</li> </ul>	Any country	Is <b>not</b> engaged in commercial business	<p>Presents <b>one</b> of the following USFWS-issued CITES Appendix II re-export documents <sup>5, 6</sup>:</p> <ul style="list-style-type: none"> <li>◆ <i>Re-export Certificate</i> designating source code W for specimens collected from the Wild, or source code A for Artificial Propagation (plantation grown)</li> <li>◆ <i>Other Certificate</i> designating Pre-Convention specimens; and designating the date of acquisition or certification the specimens were acquired before the date first included in the CITES appendices</li> </ul> <p>A phytosanitary certificate may be required to accompany the shipment; see notice <a href="#">page 3-36</a></p> <p><b>Lacks</b> the required CITES document</p>	<p>GO to <a href="#">Step 5: Collect the Documents Associated with the Shipment</a> on page 3-73</p> <p>1. PLACE the shipment on HOLD 2. CONTACT a PPQ Botanist <sup>7</sup> for assistance</p>

**Table 3-5 Determine Which Documents Are Needed for the Re-exportation of CITES Appendix II Regulated Timber Species (continued)**

If the article comes from:	And country of origin is:	And the permittee:	And the re-exporter:	Then:
<p><i>Khaya</i> spp. (African mahogany)</p>	<p>African countries</p>	<p>Is engaged in commercial business <sup>1</sup></p>	<p>Presents a USDA-APHIS ePermits-issued <i>Protected Plant Permit</i>, and <b>one</b> of the following USFWS-issued CITES Appendix II re-export documents <sup>5, 6</sup>:</p> <ul style="list-style-type: none"> <li>◆ <i>Re-export Certificate</i> designating source code W f or specimens collected from the Wild, or source code A for Artificial Propagation (plantation grown)</li> <li>◆ <i>Other Certificate</i> designating Pre-Convention specimens; and designating the date of acquisition or certification the specimens were acquired before the date first included in the CITES appendices</li> </ul> <p>A phytosanitary certificate may be required to accompany the shipment; see notice <a href="#">page 3-36</a></p>	<p>GO to <a href="#">Step 5: Collect the Documents Associated with the Shipment</a> on page 3-73</p>
			<p><b>Lacks</b> the required CITES document</p>	<p>1. PLACE the shipment on HOLD 2. GO to <a href="#">Violations, Seizures, and Forfeitures</a> on page 4-1</p>
			<p><b>Lacks</b> a <i>Protected Plant Permit</i></p>	<p>ALLOW the exporter to apply for a <i>Protected Plant Permit</i> (see <a href="#">Confirm PPP Valid or Apply for a PPP</a> on page 3-75)</p>
		<p>Is <b>not</b> engaged in commercial business</p>	<p>→</p>	<p>GO to <a href="#">page 3-49</a></p>

**Table 3-5 Determine Which Documents Are Needed for the Re-exportation of CITES Appendix II Regulated Timber Species (continued)**

If the article comes from:	And country of origin is:	And the permittee:	And the re-exporter:	Then:
<p><i>Khaya</i> spp. (African mahogany)</p>	<p>African countries</p>	<p>Is <b>not</b> engaged in commercial business</p>	<p>Presents <b>one</b> of the following USFWS-issued CITES Appendix II re-export documents <sup>5, 6</sup>:</p> <ul style="list-style-type: none"> <li>◆ <i>Re-export Certificate</i> designating source code W for specimens collected from the Wild, or source code A for Artificial Propagation (plantation grown)</li> <li>◆ <i>Other Certificate</i> designating Pre-Convention specimens; and designating the date of acquisition or certification the specimens were acquired before the date first included in the CITES appendices</li> </ul> <p>A phytosanitary certificate may be required to accompany the shipment; see notice <a href="#">page 3-36</a></p>	<p>GO to <a href="#">Step 5: Collect the Documents Associated with the Shipment</a> on page 3-73</p>
			<p><b>Lacks</b> the required CITES document</p>	<ol style="list-style-type: none"> <li>1. PLACE the shipment on HOLD</li> <li>2. CONTACT a PPQ Botanist <sup>7</sup> for assistance</li> </ol>
	<p><b>Other than</b> African countries</p>	<p style="text-align: center;">→</p>	<p>Presents <b>either</b> one:</p> <ul style="list-style-type: none"> <li>◆ Generic Certificate of Origin OR</li> <li>◆ Other conclusive proof of origin</li> </ul>	<ol style="list-style-type: none"> <li>1. REVIEW the shipping documents to verify that the shipment is <b>not</b> from an African country</li> <li>2. If the article is <b>not</b> from an African country, then is <b>not</b> regulated by CITES</li> <li>3. EXIT this manual</li> </ol>
			<p><b>Lacks</b> the required document listed in the cell above (<b>does not</b> have conclusive proof of origin)</p>	<ol style="list-style-type: none"> <li>1. PLACE the shipment on HOLD</li> <li>2. CONTACT a PPQ Botanist <sup>7</sup> for assistance</li> </ol>

**Table 3-5 Determine Which Documents Are Needed for the Re-exportation of CITES Appendix II Regulated Timber Species (continued)**

If the article comes from:	And country of origin is:	And the permittee:	And the re-exporter:	Then:
<p><i>Oreomunnea pterocarpa</i> (gavilan)</p>	<p>Any country</p>	<p>Is engaged in commercial business <sup>1</sup></p>	<p>Presents a USDA-APHIS ePermits-issued <i>Protected Plant Permit</i>, and <b>one</b> of the following USFWS-issued CITES Appendix II re-export documents <sup>5, 6</sup>:</p> <ul style="list-style-type: none"> <li>◆ <i>Re-export Certificate</i> designating source code W f or specimens collected from the Wild, or source code A for Artificial Propagation (plantation grown)</li> <li>◆ <i>Other Certificate</i> designating Pre-Convention specimens; and designating the date of acquisition or certification the specimens were acquired before the date first included in the CITES appendices</li> </ul> <p>A phytosanitary certificate may be required to accompany the shipment; see notice <a href="#">page 3-36</a></p>	<p>GO to <a href="#">Step 5: Collect the Documents Associated with the Shipment</a> on page 3-73</p>
			<p><b>Lacks</b> the required CITES document</p>	<p>1. PLACE the shipment on HOLD 2. GO to <a href="#">Violations, Seizures, and Forfeitures</a> on page 4-1</p>
			<p><b>Lacks</b> a <i>Protected Plant Permit</i></p>	<p>ALLOW the exporter to apply for a <i>Protected Plant Permit</i> (see <a href="#">Confirm PPP Valid or Apply for a PPP</a> on page 3-75)</p>
		<p>Is <b>not</b> engaged in commercial business</p>	<p>→</p>	<p>GO to <a href="#">page 3-49</a></p>




**Table 3-5 Determine Which Documents Are Needed for the Re-exportation of CITES Appendix II Regulated Timber Species (continued)**

If the article comes from:	And country of origin is:	And the permittee:	And the re-exporter:	Then:
<p><i>Oreomunnea pterocarpa</i> (gavilan)</p>	<p>Any country</p>	<p>Is <b>not</b> engaged in commercial business</p>	<p>Presents <b>one</b> of the following USFWS-issued CITES Appendix II re-export documents <sup>5, 6</sup>:</p> <ul style="list-style-type: none"> <li>◆ <i>Re-export Certificate</i> designating source code W for specimens collected from the Wild, or source code A for Artificial Propagation (plantation grown)</li> <li>◆ <i>Other Certificate</i> designating Pre-Convention specimens; and designating the date of acquisition or certification the specimens were acquired before the date first included in the CITES appendices</li> </ul> <p>A phytosanitary certificate may be required to accompany the shipment; see notice <a href="#">page 3-36</a></p>	<p>GO to <a href="#">Step 5: Collect the Documents Associated with the Shipment</a> on page 3-73</p>
			<p><b>Lacks</b> the required CITES document</p>	<ol style="list-style-type: none"> <li>1. PLACE the shipment on HOLD</li> <li>2. CONTACT a PPQ Botanist <sup>7</sup> for assistance</li> </ol>


**Table 3-5 Determine Which Documents Are Needed for the Re-exportation of CITES Appendix II Regulated Timber Species (continued)**

If the article comes from:	And country of origin is:	And the permittee:	And the re-exporter:	Then:
<p>◆ <i>Osyris lanceolata</i> (African sandalwood)</p>	<p>Burundi Ethiopia Kenya Rwanda Uganda United Republic of Tanzania (includes articles originating in Burundi, Ethiopia, Kenya, Rwanda, Uganda, or United Republic of Tanzania that were re-exported from another country)</p>	<p>Is engaged in commercial business <sup>4</sup></p>	<p>Presents a USDA-APHIS ePermits-issued <i>Protected Plant Permit</i>, <b>and one</b> of the following USFWS-issued CITES Appendix II re-export documents <sup>5, 6</sup>:</p> <ul style="list-style-type: none"> <li>◆ <i>Re-export Certificate</i> designating source code W for specimens collected from the Wild, or source code A for Artificial Propagation (plantation grown)</li> <li>◆ <i>Other Certificate</i> designating Pre-Convention specimens; and designating the date of acquisition or certification the specimens were acquired before the date first included in the CITES appendices</li> </ul> <p>A phytosanitary certificate may be required to accompany the shipment; see notice <a href="#">page 3-36</a></p>	<p>GO to <a href="#">Step 5: Collect the Documents Associated with the Shipment</a> on page 3-73</p>
		<p><b>Lacks</b> the required CITES document</p>	<p><b>Lacks</b> a <i>Protected Plant Permit</i></p>	<p>1. PLACE the shipment on HOLD 2. GO to <a href="#">Violations, Seizures, and Forfeitures</a> on page 4-1</p>
		<p><b>Lacks</b> a <i>Protected Plant Permit</i></p>	<p>Has an <b>expired</b> <i>Protected Plant Permit</i> <sup>6</sup></p>	<p>ALLOW the exporter to apply for a <i>Protected Plant Permit</i> (see <a href="#">Confirm PPP Valid or Apply for a PPP</a> on page 3-75)</p>
		<p>Is <b>not</b> engaged in commercial business</p>	<p>→</p>	<p>GO to <a href="#">page 3-55</a></p>
		<p>Is <b>not</b> engaged in commercial business</p>	<p>→</p>	<p>GO to <a href="#">page 3-55</a></p>

**Table 3-5 Determine Which Documents Are Needed for the Re-exportation of CITES Appendix II Regulated Timber Species (continued)**

If the article comes from:	And country of origin is:	And the permittee:	And the re-exporter:	Then:
<p>◆ <i>Osyris lanceolata</i> (African sandalwood)</p>	<p>Burundi Ethiopia Kenya Rwanda Uganda United Republic of Tanzania  (includes articles originating in Burundi, Ethiopia, Kenya, Rwanda, Uganda, or United Republic of Tanzania that were re-exported from another country)</p>	<p>Is <b>not</b> engaged in commercial business</p>	<p>Presents <b>one</b> of the following USFWS-issued CITES Appendix II re-export documents <sup>2, 6</sup>:</p> <ul style="list-style-type: none"> <li>◆ <i>Re-export Certificate</i> designating source code W for specimens collected from the Wild, or source code A for Artificial Propagation (plantation grown)</li> <li>◆ <i>Other Certificate</i> designating Pre-Convention specimens; and designating the date of acquisition or certification the specimens were acquired before the date first included in the CITES appendices</li> </ul> <p>A phytosanitary certificate may be required to accompany the shipment; see notice <a href="#">page 3-36</a></p>	<p>GO to <a href="#">Step 5: Collect the Documents Associated with the Shipment</a> on page 3-73</p>
			<p><b>Lacks</b> the required CITES document</p>	<ol style="list-style-type: none"> <li>1. PLACE the shipment on HOLD</li> <li>2. CONTACT a PPQ Botanist <sup>7</sup> for assistance</li> </ol>
	<p><b>Other than</b> listed above</p>			

**Table 3-5 Determine Which Documents Are Needed for the Re-exportation of CITES Appendix II Regulated Timber Species (continued)**

If the article comes from:	And country of origin is:	And the permittee:	And the re-exporter:	Then:
<ul style="list-style-type: none"> <li>◆ <i>Paubrasilia echinata</i> (Brazilwood)</li> <li>◆ <i>Pericopsis elata</i> (afroormosia)</li> <li>◆ <i>Platymiscium pleiostachyum</i> (crisobal garadillo)</li> <li>◆ <i>Prunus africana</i> (African rosewood)</li> </ul>	Any country	Is engaged in commercial business <sup>4</sup>	<p>Presents a USDA-APHIS ePermits-issued <i>Protected Plant Permit</i>, <b>and one</b> of the following USFWS-issued CITES Appendix II re-export documents <sup>5, 6</sup>:</p> <ul style="list-style-type: none"> <li>◆ <i>Re-export Certificate</i> designating source code W for specimens collected from the Wild, or source code A for Artificial Propagation (plantation grown)</li> <li>◆ <i>Other Certificate</i> designating Pre-Convention specimens; and designating the date of acquisition or certification the specimens were acquired before the date first included in the CITES appendices</li> </ul> <p>A phytosanitary certificate may be required to accompany the shipment; see notice <a href="#">page 3-36</a></p>	GO to <a href="#">Step 5: Collect the Documents Associated with the Shipment</a> on page 3-73
		<b>Lacks</b> the required CITES document		<ol style="list-style-type: none"> <li>1. PLACE the shipment on HOLD</li> <li>2. GO to <a href="#">Violations, Seizures, and Forfeitures</a> on page 4-1</li> </ol>
		<b>Lacks</b> a <i>Protected Plant Permit</i>		ALLOW the exporter to apply for a <i>Protected Plant Permit</i> (see <a href="#">Confirm PPP Valid or Apply for a PPP</a> on page 3-75)
		Has an <b>expired</b> <i>Protected Plant Permit</i> <sup>6</sup>		ALLOW the exporter to apply for a <i>Protected Plant Permit</i> (see <a href="#">Confirm PPP Valid or Apply for a PPP</a> on page 3-75)
		Is <b>not</b> engaged in commercial business		GO to <a href="#">page 3-61</a>

**Table 3-5 Determine Which Documents Are Needed for the Re-exportation of CITES Appendix II Regulated Timber Species (continued)**

If the article comes from:	And country of origin is:	And the permittee:	And the re-exporter:	Then:
<ul style="list-style-type: none"> <li>◆ <i>Paubrasilia echinata</i> (Brazilwood)</li> <li>◆ <i>Pericopsis elata</i> (afrorosia)</li> <li>◆ <i>Platymiscium pleiostachyum</i> (crisobal graradillo)</li> <li>◆ <i>Prunus africana</i> (African rosewood)</li> </ul>	Any country	Is <b>not</b> engaged in commercial business	<p>Presents <b>one</b> of the following USFWS-issued CITES Appendix II re-export documents <sup>2, 6</sup>:</p> <ul style="list-style-type: none"> <li>◆ <i>Re-export Certificate</i> designating source code W for specimens collected from the Wild, or source code A for Artificial Propagation (plantation grown)</li> <li>◆ <i>Other Certificate</i> designating Pre-Convention specimens; and designating the date of acquisition or certification the specimens were acquired before the date first included in the CITES appendices</li> </ul> <p>A phytosanitary certificate may be required to accompany the shipment; see notice <a href="#">page 3-36</a></p> <p><b>Lacks</b> the required CITES document</p>	<p>GO to <a href="#">Step 5: Collect the Documents Associated with the Shipment</a> on page <a href="#">3-73</a></p> <ol style="list-style-type: none"> <li>1. PLACE the shipment on HOLD</li> <li>2. CONTACT a PPQ Botanist <sup>7</sup> for assistance</li> </ol>


**Table 3-5 Determine Which Documents Are Needed for the Re-exportation of CITES Appendix II Regulated Timber Species (continued)**

If the article comes from:	And country of origin is:	And the permittee:	And the re-exporter:	Then:
<p><i>Pterocarpus spp.</i> (African rosewood, kosso) <b>except</b> <i>Pterocarpus santalinus</i> (red sandalwood, redsanders)</p>	<p>African countries</p>	<p>Is engaged in commercial business <sup>4</sup></p>	<p>Presents a USDA-APHIS ePermits-issued <i>Protected Plant Permit</i>, <b>and one</b> of the following USFWS-issued CITES Appendix II re-export documents <sup>5, 6</sup>:</p> <ul style="list-style-type: none"> <li>◆ <i>Re-export Certificate</i> designating source code W for specimens collected from the Wild, or source code A for Artificial Propagation (plantation grown)</li> <li>◆ <i>Other Certificate</i> designating Pre-Convention specimens; and designating the date of acquisition or certification the specimens were acquired before the date first included in the CITES appendices</li> </ul> <p>A phytosanitary certificate may be required to accompany the shipment; see notice <a href="#">page 3-36</a></p>	<p>GO to <a href="#">Step 5: Collect the Documents Associated with the Shipment</a> on page 3-73</p>
		<p><b>Lacks</b> the required CITES document</p>		<p>1. PLACE the shipment on HOLD 2. GO to <a href="#">Violations, Seizures, and Forfeitures</a> on page 4-1</p>
		<p><b>Lacks</b> a <i>Protected Plant Permit</i></p>		<p>ALLOW the exporter to apply for a <i>Protected Plant Permit</i> (see <a href="#">Confirm PPP Valid or Apply for a PPP</a> on page 3-75)</p>
		<p>Has an <b>expired</b> <i>Protected Plant Permit</i> <sup>6</sup></p>		<p>ALLOW the exporter to apply for a <i>Protected Plant Permit</i> (see <a href="#">Confirm PPP Valid or Apply for a PPP</a> on page 3-75)</p>
		<p>Is <b>not</b> engaged in commercial business</p>	<p>—————→</p>	<p>GO to <a href="#">page 3-61</a></p>

**Table 3-5 Determine Which Documents Are Needed for the Re-exportation of CITES Appendix II Regulated Timber Species (continued)**

If the article comes from:	And country of origin is:	And the permittee:	And the re-exporter:	Then:
<p><i>Pterocarpus spp.</i> (African rosewood, kosso) <b>except</b> <i>Pterocarpus santalinus</i> (red sandalwood, redsanders)</p>	<p>African countries</p>	<p>Is <b>not</b> engaged in commercial business</p>	<p>Presents <b>one</b> of the following USFWS-issued CITES Appendix II re-export documents <sup>2, 6</sup>:</p> <ul style="list-style-type: none"> <li>◆ <i>Re-export Certificate</i> designating source code W for specimens collected from the Wild, or source code A for Artificial Propagation (plantation grown)</li> <li>◆ <i>Other Certificate</i> designating Pre-Convention specimens; and designating the date of acquisition or certification the specimens were acquired before the date first included in the CITES appendices</li> </ul> <p>A phytosanitary certificate may be required to accompany the shipment; see notice <a href="#">page 3-36</a></p>	<p>GO to <a href="#">Step 5: Collect the Documents Associated with the Shipment</a> on page 3-73</p>
	<p><b>Lacks</b> the required CITES document</p>	<ol style="list-style-type: none"> <li>1. PLACE the shipment on HOLD</li> <li>2. CONTACT a PPQ Botanist <sup>7</sup> for assistance</li> </ol>		
	<p><b>Other than</b> African countries</p>	<p style="text-align: center;">→</p>	<p>Presents <b>either</b> one:</p> <ul style="list-style-type: none"> <li>◆ Generic Certificate of Origin OR</li> <li>◆ Other conclusive proof of origin</li> </ul>	<ol style="list-style-type: none"> <li>1. REVIEW the shipping documents to verify that the shipment is <b>not</b> from an African country</li> <li>2. If the article is <b>not</b> from an African country, then is <b>not</b> regulated by CITES</li> <li>3. EXIT this manual</li> </ol>
	<p><b>Lacks</b> the required document listed in the cell above (<b>does not</b> have conclusive proof of origin)</p>	<ol style="list-style-type: none"> <li>1. PLACE the shipment on HOLD</li> <li>2. CONTACT a PPQ Botanist <sup>7</sup> for assistance</li> </ol>		

**Table 3-5 Determine Which Documents Are Needed for the Re-exportation of CITES Appendix II Regulated Timber Species (continued)**

If the article comes from:	And country of origin is:	And the permittee:	And the re-exporter:	Then:
<ul style="list-style-type: none"> <li>◆ <i>Pterocarpus santalinus</i> (red sandalwood, reddsanders)</li> <li>◆ <i>Senna meridionalis</i> (taraby)</li> <li>◆ <i>Swietenia humilis</i> (Pacific Coast Mahogany)</li> </ul>	Any country	Is engaged in commercial business <sup>4</sup>	<p>Presents a USDA-APHIS ePermits-issued <i>Protected Plant Permit</i>, <b>and one</b> of the following USFWS-issued CITES Appendix II re-export documents <sup>5, 6</sup>:</p> <ul style="list-style-type: none"> <li>◆ <i>Re-export Certificate</i> designating source code W for specimens collected from the Wild, or source code A for Artificial Propagation (plantation grown)</li> <li>◆ <i>Other Certificate</i> designating Pre-Convention specimens; and designating the date of acquisition or certification the specimens were acquired before the date first included in the CITES appendices</li> </ul> <p>A phytosanitary certificate may be required to accompany the shipment; see notice <a href="#">page 3-36</a></p>	GO to <a href="#">Step 5: Collect the Documents Associated with the Shipment</a> on page 3-73
		<b>Lacks</b> the required CITES document		<ol style="list-style-type: none"> <li>1. PLACE the shipment on HOLD</li> <li>2. GO to <a href="#">Violations, Seizures, and Forfeitures</a> on page 4-1</li> </ol>
		<b>Lacks a <i>Protected Plant Permit</i></b>		ALLOW the exporter to apply for a <i>Protected Plant Permit</i> (see <a href="#">Confirm PPP Valid or Apply for a PPP</a> on page 3-75)
		Has an <b>expired <i>Protected Plant Permit</i></b> <sup>6</sup>		ALLOW the exporter to apply for a <i>Protected Plant Permit</i> (see <a href="#">Confirm PPP Valid or Apply for a PPP</a> on page 3-75)
		Is <b>not</b> engaged in commercial business		GO to <a href="#">page 3-61</a>



**Table 3-5 Determine Which Documents Are Needed for the Re-exportation of CITES Appendix II Regulated Timber Species (continued)**

If the article comes from:	And country of origin is:	And the permittee:	And the re-exporter:	Then:
<ul style="list-style-type: none"> <li>◆ <i>Pterocarpus santalinus</i> (red sandalwood, redsanders)</li> <li>◆ <i>Senna meridionalis</i> (taraby)</li> <li>◆ <i>Swietenia humilis</i> (Pacific Coast Mahogany)</li> </ul>	Any country	Is <b>not</b> engaged in commercial business	<p>Presents <b>one</b> of the following USFWS-issued CITES Appendix II re-export documents <sup>2, 6</sup>:</p> <ul style="list-style-type: none"> <li>◆ <i>Re-export Certificate</i> designating source code W for specimens collected from the Wild, or source code A for Artificial Propagation (plantation grown)</li> <li>◆ <i>Other Certificate</i> designating Pre-Convention specimens; and designating the date of acquisition or certification the specimens were acquired before the date first included in the CITES appendices</li> </ul> <p>A phytosanitary certificate may be required to accompany the shipment; see notice <a href="#">page 3-36</a></p> <p><b>Lacks</b> the required CITES document</p>	<p>GO to <a href="#">Step 5: Collect the Documents Associated with the Shipment</a> on page 3-73</p> <p>1. PLACE the shipment on HOLD 2. CONTACT a PPQ Botanist <sup>7</sup> for assistance</p>

**Table 3-5 Determine Which Documents Are Needed for the Re-exportation of CITES Appendix II Regulated Timber Species (continued)**

If the article comes from:	And country of origin is:	And the permittee:	And the re-exporter:	Then:
<p>◆ <i>Swietenia macrophylla</i><sup>8</sup> (bigleaf mahogany)</p>	<p>Neotropics<sup>9</sup> (includes articles originating in the Neotropics that were re-exported from another country)</p>	<p>Is engaged in commercial business<sup>4</sup></p>	<p>Presents a USDA-APHIS ePermits-issued <i>Protected Plant Permit</i>, <b>and one</b> of the following USFWS-issued CITES Appendix II re-export documents<sup>5, 6</sup>:</p> <ul style="list-style-type: none"> <li>◆ <i>Re-export Certificate</i> designating source code W for specimens collected from the Wild, or source code A for Artificial Propagation (plantation grown)</li> <li>◆ <i>Other Certificate</i> designating Pre-Convention specimens; and designating the date of acquisition or certification the specimens were acquired before the date first included in the CITES appendices</li> </ul> <p>A phytosanitary certificate may be required to accompany the shipment; see notice on <a href="#">page 3-36</a></p>	<p>GO to <a href="#">Step 5: Collect the Documents Associated with the Shipment</a> on page 3-73</p>
		<p><b>Lacks</b> the required CITES document</p>	<p><b>Lacks</b> a <i>Protected Plant Permit</i></p>	<p>1. PLACE the shipment on HOLD 2. GO to <a href="#">Violations, Seizures, and Forfeitures</a> on page 4-1</p>
		<p><b>Lacks</b> a <i>Protected Plant Permit</i></p>	<p>Has an <b>expired</b> <i>Protected Plant Permit</i><sup>6</sup></p>	<p>ALLOW the exporter to apply for a <i>Protected Plant Permit</i> (see <a href="#">Confirm PPP Valid or Apply for a PPP</a> on page 3-75)</p>
		<p>Is <b>not</b> engaged in commercial business</p>	<p>→</p>	<p>GO to <a href="#">page 3-63</a></p>
		<p>Is <b>not</b> engaged in commercial business</p>	<p>→</p>	<p>GO to <a href="#">page 3-63</a></p>

**Table 3-5 Determine Which Documents Are Needed for the Re-exportation of CITES Appendix II Regulated Timber Species (continued)**

If the article comes from:	And country of origin is:	And the permittee:	And the re-exporter:	Then:
<p>◆ <i>Swietenia macrophylla</i><sup>8</sup> (bigleaf mahogany)</p>	<p>Neotropics<sup>9</sup> (includes articles originating in the Neotropics that were re-exported from another country)</p>	<p>Is <b>not</b> engaged in commercial business</p>	<p>Presents <b>one</b> of the following USFWS-issued CITES Appendix II re-export documents<sup>2, 6</sup>:</p> <ul style="list-style-type: none"> <li>◆ <i>Re-export Certificate</i> designating source code W for specimens collected from the Wild, or source code A for Artificial Propagation (plantation grown); OR</li> <li>◆ <i>Other Certificate</i> designating Pre-Convention specimens; and designating the date of acquisition or certification the specimens were acquired before the date first included in the CITES appendices</li> </ul> <p>A phytosanitary certificate may be required to accompany the shipment; see notice <a href="#">page 3-36</a></p>	<p>GO to <a href="#">Step 5: Collect the Documents Associated with the Shipment</a> on page 3-73</p>
			<p><b>Lacks</b> the required CITES document</p>	<ol style="list-style-type: none"> <li>1. PLACE the shipment on HOLD</li> <li>2. GO to <a href="#">Violations, Seizures, and Forfeitures</a> on page 4-1</li> </ol>
	<p><b>Other than the</b> Neotropics<sup>9</sup></p>		<p>Presents <b>either</b> one:</p> <ul style="list-style-type: none"> <li>◆ Generic Certificate of Origin or</li> <li>◆ Other conclusive proof of origin</li> </ul>	<ol style="list-style-type: none"> <li>1. REVIEW the shipping documents to verify that the shipment is <b>not</b> from the Neotropics<sup>9</sup></li> <li>2. If the article is <b>not</b> from the Neotropics, then the article is <b>not</b> regulated by CITES</li> <li>3. EXIT this manual</li> </ol>
			<p><b>Lacks</b> the required document listed in the cell above (<b>does not</b> have conclusive proof of origin)</p>	<ol style="list-style-type: none"> <li>4. PLACE the shipment on HOLD</li> <li>5. CONTACT a PPQ Botanist<sup>7</sup> for assistance</li> </ol>

**Table 3-5 Determine Which Documents Are Needed for the Re-exportation of CITES Appendix II Regulated Timber Species (continued)**

If the article comes from:	And country of origin is:	And the permittee:	And the re-exporter:	Then:
<p>◆ <i>Swietenia mahogani</i> (Caribbean mahogany)</p>	<p>Any country</p>	<p>Is engaged in commercial business <sup>4</sup></p>	<p>Presents a USDA-APHIS ePermits-issued <i>Protected Plant Permit</i>, <b>and one</b> of the following USFWS-issued <i>CITES Appendix II re-export documents</i> <sup>2,6</sup>:</p> <ul style="list-style-type: none"> <li>◆ <i>Re-export Certificate</i> designating source code W for specimens collected from the Wild, or source code A for Artificial Propagation (plantation grown)</li> <li>◆ <i>Other Certificate</i> designating Pre-Convention specimens; and designating the date of acquisition or certification that the specimens were acquired before the date first included in the CITES appendices</li> </ul> <p>A phytosanitary certificate may be required to accompany the shipment; see notice <a href="#">page 3-36</a></p>	<p>GO to <a href="#">Step 5: Collect the Documents Associated with the Shipment</a> on page 3-73</p>
		<p><b>Lacks</b> the required CITES document</p>		<p>1. PLACE the shipment on HOLD 2. GO to <a href="#">Violations, Seizures, and Forfeitures</a> on page 4-1</p>
		<p><b>Lacks</b> a <i>Protected Plant Permit</i></p>		<p>ALLOW the exporter to apply for a <i>Protected Plant Permit</i> (see <a href="#">Confirm PPP Valid or Apply for a PPP</a> on page 3-75)</p>
		<p>Has an <b>expired</b> <i>Protected Plant Permit</i> <sup>6</sup></p>		<p>ALLOW the exporter to apply for a <i>Protected Plant Permit</i> (see <a href="#">Confirm PPP Valid or Apply for a PPP</a> on page 3-75)</p>
		<p>Is <b>not</b> engaged in commercial business</p>	<p>—————→</p>	<p>GO to <a href="#">page 3-64</a></p>

**Table 3-5 Determine Which Documents Are Needed for the Re-exportation of CITES Appendix II Regulated Timber Species (continued)**

If the article comes from:	And country of origin is:	And the permittee:	And the re-exporter:	Then:
<p>◆ <i>Swietenia mahogani</i> (Caribbean mahogany)</p>	<p>Any country</p>	<p>Is <b>not</b> engaged in commercial business</p>	<p>Presents <b>one</b> of the following USFWS-issued CITES Appendix II Re-export documents <sup>2, 6</sup>:</p> <ul style="list-style-type: none"> <li>◆ <i>Re-export Certificate</i> designating source code W for specimens collected from the Wild, or source code A for Artificial Propagation (plantation grown); OR</li> <li>◆ <i>Other Certificate</i> designating Pre-Convention specimens; and designating the date of acquisition or certification the specimens were acquired before the date first included in the CITES appendices</li> </ul> <p>A phytosanitary certificate may be required to accompany the shipment; see notice <a href="#">page 3-36</a></p>	<p>GO to <a href="#">Step 5: Collect the Documents Associated with the Shipment</a> on page <a href="#">3-73</a></p>
			<p><b>Lacks</b> the required CITES document</p>	<ol style="list-style-type: none"> <li>1. PLACE the shipment on HOLD</li> <li>2. GO to <a href="#">Violations, Seizures, and Forfeitures</a> on page <a href="#">4-1</a></li> </ol>

**Table 3-5 Determine Which Documents Are Needed for the Re-exportation of CITES Appendix II Regulated Timber Species (continued)**

If the article comes from:	And country of origin is:	And the permittee:	And the re-exporter:	Then:
<p>◆ <i>Widdringtonia whytei</i> (Mulanje cedar)</p>	<p>Any country</p>	<p>Is engaged in commercial business <sup>4</sup></p>	<p>Presents a USDA-APHIS ePermits-issued <i>Protected Plant Permit</i>, <b>and one</b> of the following USFWS-issued CITES Appendix II re-export documents <sup>5, 6</sup>:</p> <ul style="list-style-type: none"> <li>◆ <i>Re-export Certificate</i> designating source code W for specimens collected from the Wild, or source code A for Artificial Propagation (plantation grown)</li> <li>◆ <i>Other Certificate</i> designating Pre-Convention specimens; and designating the date of acquisition or certification the specimens were acquired before the date first included in the CITES appendices</li> </ul> <p>A phytosanitary certificate may be required to accompany the shipment; see notice <a href="#">page 3-36</a></p>	<p>GO to <a href="#">Step 5: Collect the Documents Associated with the Shipment</a> on page 3-73</p>
			<p><b>Lacks</b> the required CITES document</p>	<p>1. PLACE the shipment on HOLD 2. GO to <a href="#">Violations, Seizures, and Forfeitures</a> on page 4-1</p>
			<p><b>Lacks</b> a <i>Protected Plant Permit</i></p>	<p>ALLOW the exporter to apply for a <i>Protected Plant Permit</i> (see <a href="#">Confirm PPP Valid or Apply for a PPP</a> on page 3-75)</p>
			<p>Has an <b>expired</b> <i>Protected Plant Permit</i> <sup>6</sup></p>	<p>ALLOW the exporter to apply for a <i>Protected Plant Permit</i> (see <a href="#">Confirm PPP Valid or Apply for a PPP</a> on page 3-75)</p>
		<p>Is <b>not</b> engaged in commercial business</p>	<p style="text-align: center;">→</p>	<p>GO to <a href="#">page 3-29</a></p>

**Table 3-5 Determine Which Documents Are Needed for the Re-exportation of CITES Appendix II Regulated Timber Species (continued)**

If the article comes from:	And country of origin is:	And the permittee:	And the re-exporter:	Then:
<p>◆ <i>Widdringtonia whytei</i> (Mulanje cedar)</p>	<p>Any country</p>	<p>Is <b>not</b> engaged in commercial business</p>	<p>Presents <b>one</b> of the following <b>CITES-issued original</b> Appendix II documents <sup>5, 6</sup>:</p> <ul style="list-style-type: none"> <li>◆ <i>Export Permit</i> or <i>Re-export Certificate</i> designating source code W for specimens collected from the wild; or source code A for artificial propagation (plantation grown)</li> <li>◆ <i>Other Certificate</i> designating Pre-Convention specimens; and designating the date of acquisition or certification the specimens were acquired before the date first included in the CITES appendices</li> </ul> <p>Other permits may be required under 7 CFR 319.40; see notice on <a href="#">page 3-36</a></p>	<p>GO to <a href="#">Step 5: Collect the Documents Associated with the Shipment</a> on page 3-73</p>
			<p><b>Lacks</b> the required CITES document</p>	<ol style="list-style-type: none"> <li>1. PLACE the shipment on HOLD</li> <li>2. GO to <a href="#">Violations, Seizures, and Forfeitures</a> on page 4-1</li> </ol>

- 1 Engaged in commercial business is defined as trade for the purpose of selling, bartering, collecting, or otherwise as a livelihood for gain or profit.
- 2 If *Block 5, Special Conditions*, of the USFWS-issued CITES Certificate so states, then a CBP/PPQ validated copy of the CITES Export Permit or Certificate issued by the Management Authority in the country of origin is required to be attached (to the USFWS-issued CITES Certificate).
- 3 The validity of a CITES document expires at midnight (local time at the place of presentation) on the date indicated on the document. All activities, including but **not** limited to transport and presentation for import **must** be completed before that time.
- 4 Engaged in commercial business is defined as trade for the purpose of selling, bartering, collecting, or otherwise as a livelihood for gain or profit.
- 5 If *Block 5, Special Conditions*, of the USFWS-issued CITES Certificate so states, then a CBP/PPQ validated copy of the CITES Export Permit or Certificate issued by the Management Authority in the country of origin is required to be attached (to the USFWS-issued CITES Certificate).
- 6 The validity of a CITES document expires at midnight (local time at the place of presentation) on the date indicated on the document. All activities, including but **not** limited to transport and presentation for import **must** be completed before that time.

## Re-exportation of CITES Timber Species Procedures

---

- 7 PPQ to locate the name, phone, and address of the PPQ Botanist that services your port, see the [List of PPQ Identifiers and National Specialists](#).
- 8 Listed by the Convention to include *Swietenia macrophylla* (bigleaf mahogany) populations of the Neotropics **only**. *Swietenia macrophylla* populations cut in any other country are **not** regulated by CITES.
- 9 The Neotropics includes the Caribbean, Central America, Mexico, and South America.



### Required Documents for Re-exportation of Appendix III Timber Species

The re-exportation of CITES Appendix III timber species is permitted when presented with the appropriate documentation for the following categories of trade:


- ◆ Articles derived from trees cut in the wild  
(when presented with a USFWS-issued *CITES Re-export Certificate*)
- ◆ Articles derived from plantation-grown trees  
(when presented with a USFWS-issued *CITES Re-export Certificate* designating source code A for Artificial Propagation)
- ◆ Articles acquired prior to the date the CITES Convention listed the species  
(when presented with a USFWS-issued *CITES Other Certificate* designating Pre-Convention specimens; and designating the date of acquisition or certification the specimens were acquired before being the date first included in the CITES appendices)

See [Table 3-6](#) to determine which documents are required for the re-exportation of CITES Appendix III timber species.

**Table 3-6 Determine Documents Needed for the Re-exportation of CITES Appendix III Regulated Timber Species**

If the timber species is:	And the country of origin is:	And the permittee:	And the exporter:	Then:
<div style="background-color: #0070C0; color: white; padding: 5px;"><b>NOTICE</b></div> <p>In addition to any CITES Re-export documents listed as required in this manual, a Federal Phytosanitary Certificate may also be required. See the <i>Export Program Manual (XPM)</i> and PCIT. A Federal Phytosanitary Certificate for Re-export of CITES protected timber species can <b>only</b> be issued at a designated port that is authorized to export CITES regulated logs and lumber and is contingent upon compliance with all CITES requirements. Issue a Federal Phytosanitary Certificate <b>only</b> if all CITES entry requirements have been satisfied.</p>				

**Table 3-6 Determine Documents Needed for the Re-exportation of CITES Appendix III Regulated Timber Species (continued)**

If the timber species is:	And the country of origin is:	And the permittee:	And the exporter:	Then:
<ul style="list-style-type: none"> <li>◆ <i>Dipteryx panamensis</i> (almendro)</li> <li>◆ <i>Fraxinus mandshurica</i> (manchurian ash)</li> <li>◆ <i>Magnolia liliifera</i> var. obovata (magnolia)</li> <li>◆ <i>Pinus koraiensis</i> (Korean pine)</li> <li>◆ <i>Podocarpus neriifolius</i> (podocarp)</li> <li>◆ <i>Quercus mongolica</i> (mongolian oak)</li> <li>◆ <i>Tetracentron sinense</i> (Tetracentron)</li> </ul>	Any country	Is engaged in commercial business <sup>1</sup>	<p>Presents a USDA-APHIS ePermits-issued <i>Protected Plant Permit</i> and one of the following USFWS-issued <b>CITES Appendix III</b> re-export documents <sup>2</sup>:</p> <ul style="list-style-type: none"> <li>◆ <i>Re-export Certificate</i> designating source code W for specimens collected from the Wild, or source code A for Artificial Propagation (plantation grown)</li> <li>◆ <i>Other Certificate</i> designating Pre-Convention specimens; and designating the date of acquisition or certification the specimens were acquired before the date first included in the CITES appendices</li> </ul> <p>A phytosanitary certificate may be required to accompany the shipment; see notice <a href="#">page 3-70</a></p>	<p><a href="#">Step 5: Collect the Documents Associated with the Shipment</a> on <a href="#">page 3-73</a></p>
			<p><b>Lacks</b> the required CITES document</p>	<ol style="list-style-type: none"> <li>1. PLACE the shipment on HOLD</li> <li>2. GO to <a href="#">Violations, Seizures, and Forfeitures</a> on <a href="#">page 4-1</a></li> </ol>
			<p><b>Lacks a <i>Protected Plant Permit</i></b></p>	<ol style="list-style-type: none"> <li>1. ALLOW the exporter to apply for a <i>Protected Plant Permit</i></li> <li>2. GO to <a href="#">Confirm PPP Valid or Apply for a PPP</a> on <a href="#">page 3-75</a></li> </ol>
			<p>Has an <b>expired</b> <i>Protected Plant Permit</i></p>	<ol style="list-style-type: none"> <li>1. ALLOW the exporter to apply for a <i>Protected Plant Permit</i></li> <li>2. GO to <a href="#">Confirm PPP Valid or Apply for a PPP</a> on <a href="#">page 3-75</a></li> </ol>
		Is <b>not</b> engaged in commercial business		GO to <a href="#">page 3-71</a>

**Table 3-6 Determine Documents Needed for the Re-exportation of CITES Appendix III Regulated Timber Species (continued)**

If the timber species is:	And the country of origin is:	And the permittee:	And the exporter:	Then:
<ul style="list-style-type: none"> <li>◆ <i>Dipteryx panamensis</i> (almendro)</li> <li>◆ <i>Fraxinus mandshurica</i> (manchurian ash)</li> <li>◆ <i>Magnolia liliifera</i> var. <i>obovata</i> (magnolia)</li> <li>◆ <i>Pinus koraiensis</i> (Korean pine)</li> <li>◆ <i>Podocarpus neriifolius</i> (podocarp)</li> <li>◆ <i>Quercus mongolica</i> (mongolian oak)</li> <li>◆ <i>Tetracentron sinense</i> (Tetracentron)</li> </ul>	Any country	Is <b>not</b> engaged in commercial business	<p>Presents <b>one</b> of the following USFWS-issued CITES Appendix III re-export documents <sup>5</sup>:</p> <ul style="list-style-type: none"> <li>◆ <i>Re-export Certificate</i> designating source code W for specimens collected from the Wild, or source code A for Artificial Propagation (plantation grown); OR</li> <li>◆ <i>Other Certificate</i> designating Pre-Convention specimens; and designating the date of acquisition or certification the specimens were acquired before the date first included in the CITES appendices</li> </ul> <p>A phytosanitary certificate may be required to accompany the shipment; see notice <a href="#">page 3-70</a></p> <p><b>Lacks</b> the required CITES document</p>	<p>GO to <a href="#">Step 5: Collect the Documents Associated with the Shipment</a> on page 3-73</p> <hr/> <p>1. PLACE the shipment on HOLD</p> <p>2. GO to ALLOW the exporter to apply for a <i>Protected Plant Permit</i> (see <a href="#">Confirm PPP Valid or Apply for a PPP</a> on page 3-75)</p>

- 1 Engaged in commercial business is defined as trade for the purpose of selling, bartering, collecting, or otherwise as a livelihood for gain or profit.
- 2 The validity of a CITES document expires at midnight (local time at the place of presentation) on the date indicated on the document. All activities, including but **not** limited to transport and presentation for import **must** be completed before that time.

### Step 5: Collect the Documents Associated with the Shipment

Check to see if *Block 5, Special Conditions*, of the USFWS-issued CITES Re-export Certificate or Other Certificate requires that the permittee attach a copy of the CITES Export Permit or Certificate issued by the Management Authority in the country of origin. If so, then as part of the re-export validation process, you *must* verify that the CITES Appendix I, Appendix II, or Appendix III regulated timber or articles were originally legally imported into the U.S.

The permittee **must** provide you with a legible copy of a valid foreign CITES Export Permit or Certificate that was previously endorsed (stamped, released, signed, and dated by a PPQ Plant Health Safeguarding Specialist or PPQ Export Certification Specialist) at the CITES-designated port where the shipment was originally imported.

#### NOTICE

In addition to any CITES re-export documents listed as required in this manual, a Federal Phytosanitary Certificate may also be required. See the [Export Program Manual \(XPM\)](#) and PCIT.

#### NOTICE

A Federal Phytosanitary Certificate for Re-export of CITES regulated timber species can **only** be issued at a designated port that is authorized to re-export CITES-regulated logs and lumber. Issuance of a Federal Phytosanitary Certificate for Re-export of CITES Appendix I, Appendix II, or Appendix III regulated timber is contingent upon compliance with all CITES requirements. Issue a Federal Phytosanitary Certificate for Re-export only if all CITES requirements have been satisfied.

Collect the following valid documents associated with the shipment:

- ◆ CITES Re-export Certificate or CITES Other Certificate (FWS Form 3-201A) issued by U.S. Fish & Wildlife Service-Division of Management Authority (USFWS-DMA);
- ◆ If the condition in *Block 5, Special Conditions* of the USFWS-issued CITES Certificate so states, then the permittee **must** provide you with a legible copy of a valid foreign CITES Export Permit or Certificate that was previously endorsed (stamped, released, signed, and dated by a PPQ Plant Health Safeguarding Specialist or PPQ Export Certification Specialist) at the CITES-designated port where the shipment was originally imported;
- ◆ If the re-exporter is engaged in a commercial business, a copy of the USDA-APHIS ePermits-issued *Protected Plant Permit*, for the re-exporter to engage in the commercial trade of CITES listed plants (see [Protected Plant Permit](#) on page A-27). If the re-exporter **does not** have a

permit, you may allow the re-exporter to apply for one (see [Step 6: Ensure the Documents Have Not Expired](#) on page 3-75; and follow the directions for allowing the re-exporter to apply for a new *Protected Plant Permit*); and

- ◆ Cargo paperwork associated with the shipment (such as bill of lading, air waybill, invoice, and dimensional specification sheets<sup>2</sup>).

---

<sup>2</sup> Dimensional specification sheets (or dimensional tally inventory sheets) are used for articles that are imported in quantities expressed in cubic meters, square meters, or board feet, and inventory the size of each piece of lumber or veneer in each bundle shipped. Usually there will be more than one dimensional inventory sheet with each shipment.

## Step 6: Ensure the Documents Have Not Expired

The USDA-APHIS [ePermits Protected Plant Permit](#) is valid for two years from the date issued. The expiration date is specified on the permit.

To verify that the documents have **not** expired, check the upper right-hand corner of the USDA-issued *Protected Plant Permit*, and *Block 2* of the *CITES Re-export Certificate* or *CITES Other Certificate*.

The validity of a CITES document expires at midnight (local time at the place of presentation) on the date indicated on the document. All activities, including but **not** limited to transport and presentation for import **must** be completed before that time.

### Confirm PPP Valid or Apply for a PPP

A new application is required for both first-time applicants and upon expiration of the currently-held *Protected Plant Permit*.

1. Check [ePermits](#) to see if the exporter or re-exporter has a valid Protected Plant Permit.

#### NOTICE

If the exporter is a repeat violator who has disregarded your instructions to secure a Protected Plant Permit, then see [Violations, Seizures, and Forfeitures](#) on page 4-1 before continuing in this section.

2. If the exporter or re-exporter **does not** have a Protected Plant Permit and is **not** a repeat violator or if the permit is missing or expired, then do the following:
  - A. Give the importer [PPQ Form 621, Application for Protected Plant Permit to Engage in Business of Importing, Exporting, or Re-exporting...](#) to apply for a Protected Plant Permit or go to [ePermits](#).
  - B. Have the exporter complete the application.
3. Collect a check from the importer for \$70, made payable to “Plant Protection and Quarantine”.
4. Mail the completed PPQ Form 621 application along with the \$70 check to the following address:

**USDA-APHIS-PPQ**  
PPQ Permit Unit  
4700 River Road, Unit 136  
Riverdale, MD 20737-1236
5. Once you are satisfied that the exporter or re-exporter has submitted the required application and fee, then continue to [Renewal of an Expired CITES Re-export Certificate](#).

**Renewal of an Expired CITES Re-export Certificate**

If the CITES Re-export Certificate has expired, then stop processing the re-export. Have the permittee contact the following to have the permittee's CITES Re-export Certificate or Other Certificate reissued:

Robert Anderson  
**U.S. Fish and Wildlife Service**  
Division of Management Authority  
5275 Leesburg Pike, MS: IA  
Falls Church, VA 22041



### Step 7: Confirm the Legal Importation

Confirm the articles have been legally imported. If the CITES Re-export Certificate, *Block 5, Special Conditions*, requires the permittee to attach a validated and endorsed (CBP-AS stamped) copy of the CITES Export Permit or Certificate from the country of origin<sup>3</sup> or the country of last re-export, then confirm a legible, validated, endorsed copy is attached.

If the copy of the CITES Export Permit or Re-export Certificate presented to you is illegible or **does not** bear the stamp and signature of CBP-AS, then request the permittee or broker provide you with a legible, validated, endorsed copy.

If a legible, validated and endorsed copy of the export permit or re-export certificate is **not** provided or if you learn the importation is illegal, then the shipment may be subject to forfeiture. Contact a PPQ Botanist<sup>4</sup> for assistance.

---

<sup>3</sup> The country where the article originated.

<sup>4</sup> PPQ to identify the name of the Botanist that services your port, see *Appendix C* in the *Plant Inspection Stations Manual*.

### Step 8: Verify the CITES Re-export Certificate Is Authentic and Acceptable

Compare the CITES document accompanying the shipment to the official examples of USFWS-issued documents (see [page A-15](#) through [page A-18](#)).

#### NOTICE

**Do not** accept a CITES Re-export Certificate that is altered, modified, or crossed-out unless the modification or crossing out has been authenticated by the stamp and signature of the authority issuing the document.

If you are presented with an altered or questionable CITES Re-export Certificate, then place the shipment on HOLD and contact your PPQ Botanist for assistance.

See the instructions in [Table 3-7](#) to determine if the CITES document for re-export is valid. [Table 3-7](#) is a summary of the information required on a CITES Permit or Certificate and **does not** cover extra information required on the specific types of documents. Complete coverage of this information can be found in [50 CFR §23.23\(e\)](#).

**Table 3-7 Instructions for Export or Re-export Verification of CITES Permits or Certificates Issued by USFWS**

Block	Information entered by	Instructions	
<p>The heading <i>Block</i> above refers to the block location on a USFWS-issued CITES document</p>			
<p><b>NOTICE</b></p> <p>Accept a CITES document <b>only</b> if all the following information is complete and accurate.</p>			
	<p>EXPORT PERMIT RE-EXPORT CERTIFICATE OTHER CERTIFICATE</p>	<p>Division of Management Authority (DMA)</p>	<p>1. VERIFY the type of CITES document presented (Export Permit, Re-export Certificate, or Other Certificate) corresponds with the category of trade</p> <p>2. If the CITES document is marked "Other Certificate", then the document must indicate the type of certificate (see Block 9), such as "Certificate of Artificial Propagation" (for plantation-grown trees); "Certificate of Origin"; or "Pre-Convention Certificate"</p>
	<p>Page ___ of ___</p>	<p>DMA</p>	<p>VERIFY the total number of document pages are presented to you for export validation</p>
<p>1</p>	<p>Original Permit/ Certificate No.</p>	<p>DMA</p>	<p>VERIFY the certificate or permit number listed on the first page matches the certificate or permit number listed all subsequent pages of the document (such as continuation sheets and/or inventory sheets)</p>
<p>2</p>	<p>Valid until</p>	<p>DMA</p>	<p>VERIFY the certificate has <b>not</b> expired. A CITES Re-export Certificate is valid for 6 months from the date of issuance. The validity of a CITES document expires at midnight (local time at the place of presentation) on the date indicated on the document. All activities, including but <b>not</b> limited to transport and presentation for import <b>must</b> be completed before that time.</p>
<p>3</p>	<p>Permittee (name and address, country)</p>	<p>DMA</p>	<p>VERIFY the permittee's name and address matches the exporter's name and address declared on the accompanying shipping documents (bill of lading air waybill, booking confirmation document, etc.)</p> <p>CITES permits/certificates are <b>not</b> transferable; therefore the name and address of the exporter or re-exporter declared on the shipping documents <b>must</b> match the permittee's name and address</p>
<p>4</p>	<p>Consignee (name and address, country)</p>	<p>Permittee (for partially completed documents; see Block 5) or DMA (for DMA-completed documents)</p>	<p>VERIFY the consignee's name and address matches the information listed on the accompanying shipping documents (bill of lading, air waybill, booking confirmation, etc.)</p>

**Table 3-7 Instructions for Export or Re-export Verification of CITES Permits or Certificates Issued by USFWS (continued)**

Block		Information entered by	Instructions
5	Special Conditions	DMA	<ol style="list-style-type: none"> <li>1. REVIEW the special conditions with which the permittee <b>must</b> comply to use this document</li> <li>2. If this block directs the permittee to complete specific portions of the certificate, then you <b>must</b> VERIFY the blocks are complete and correct (see example below)</li> <li>3. If this block instructs the permittee to attach a copy of the CITES document used to import the article into the U.S., then FOLLOW the guidelines in <a href="#">Step 7: Confirm the Legal Importation</a></li> </ol> <p><b>EXAMPLE</b> Permittee <b>must</b> complete <i>Block 4, Consignee</i> and <i>Block 11, Quantity</i></p>
5a	Purpose of Transaction	DMA	<ol style="list-style-type: none"> <li>1. VERIFY the purpose of transaction identified by a written description or by one of the codes in <a href="#">50 CR §23.23(d)</a> reflects the nature of the transaction. Most transactions will be commercial</li> <li>2. with a transaction code T</li> <li>1. VERIFY the transaction code is compatible with the source code recorded in <i>Block 10</i></li> </ol> <p><b>EXAMPLE</b> A CITES Export Permit authorizing commercial trade (purpose of transaction code T) for a wild-collected Appendix I specimen (source code W) would <b>not</b> be valid, except for Pre-Convention specimens.</p>
6	U.S. Management Authority	DMA	<ol style="list-style-type: none"> <li>1. CONFIRM the U.S. Management Authority address is: Division of Management Authority <b>U.S. Fish and Wildlife Service</b> MS: IA 5275 Leesburg Pike Falls Church, VA 22041-3803</li> <li>2. VERIFY the document bears an ink stamp and original signature from the U.S. Management Authority</li> <li>3. COMPARE the issuance date in this block (6) to the expiration date in <i>Block 2</i> (a USFWS CITES certificate is valid for 6 months)</li> </ol>
7/8	Common Name and Scientific name (genus and species) of Animal or Plant	DMA	VERIFY by review of the shipping documents (and later by inspection of the commodity), the common name and scientific name recorded matches what is being re-exported
9	Description of the part or derivative, including identifying marks or numbers	DMA	VERIFY by review of the shipping documents (and later by inspection of the commodity), the description and identifying marks match what is being recorded in this block
10	Appendix No. and Source	DMA	VERIFY the CITES Appendix number (of the species being re-exported) listed and found in <a href="#">Table 3-3</a> agrees with the CITES Appendix number listed on the CITES document

**Table 3-7 Instructions for Export or Re-export Verification of CITES Permits or Certificates Issued by USFWS (continued)**

Block		Information entered by	Instructions
11	Quantity (including units)	Permittee (for partially completed documents; see Block 5) or DMA (for DMA-completed documents)	<ol style="list-style-type: none"> <li>1. VERIFY the quantity listed agrees with the quantity declared on the invoice and cargo papers accompanying the shipping documents</li> <li>2. If <i>Block 5, Special Conditions</i>, directs the permittee to use a specific unit of quantity, or if <i>Block 9, Description of Specimens</i>, denotes the unit of quantity in the description of the commodity, then VERIFY that the specified unit of quantity is also in this block (11)</li> <li>3. If the accompanying paperwork declares quantities <b>other than</b> directed, then see <a href="#">Conversion Formulas</a></li> <li>4. If the instructions in <i>Block 5</i> direct the permittee to attach a copy of the CITES document used to import the commodity, then COMPARE the quantity listed in this block with the quantity listed on the attached foreign CITES document</li> </ol> <div style="border: 1px solid black; background-color: #0070C0; color: white; padding: 2px; text-align: center; font-weight: bold;">NOTICE</div> <p>The quantity listed in <i>Block 11</i> <b>must not</b> exceed the quantity listed on the attached foreign CITES document. If this occurs, then STOP processing the shipment.</p> <ol style="list-style-type: none"> <li>5. If the quantity listed in this block exceeds the quantity listed on the attached foreign CITES document, then STOP processing the shipment and give the permittee the opportunity to remove excess material and present you with an new CITES Re-export Certificate</li> </ol>
12	Country of Origin Permit/Certificate No. Date of Issue	Permittee (for partially completed documents; see Block 5) or DMA (for DMA-completed documents)	If <i>Block 5, Special Conditions</i> , requires a copy of the foreign CITES import document be attached, then VERIFY the country of origin, the permit or certificate number, and the date of issuance on the attached document coincides with the information recorded in this block
13	Export/Re-export Endorsement:	PPQ	ENTER the total quantities of specimens being exported/re-exported in this block (See <i>Block 7</i> to obtain the quantity)
14	Bill of Lading/Air Waybill Number  Port of Exportation/Re-exportation  Total No. of Shipping Containers	PPQ	ENTER the bill of lading/air waybill number (if available); port of exportation or re-exportation and total number of shipping containers
15	This document valid <b>only</b> with inspection official's ORIGINAL stamp, signature and date in this block	PPQ	STAMP with your original stamp, sign, and date

**CITES Re-export Certificate with Incomplete or Inaccurate Information**

If a CITES Re-export Certificate is presented to you with incomplete or inaccurate information or the document has expired <sup>5</sup>, then STOP processing the re-exportation. Place the shipment on HOLD and contact your PPQ Botanist <sup>6</sup> for assistance.

If the CITES document is acceptable, then continue to [Step 9: Inspect the Shipment](#).

---

5 The validity of a CITES document expires at midnight (local time at the place of presentation) on the date indicated on the document. All activities, including but **not** limited to transport and presentation for import **must** be completed before that time.

6 To identify the name of the PPQ Botanist that services your port, see the *List of Identifiers* in the *Plant Inspection Stations Manual*.

### Step 9: Inspect the Shipment

Inspect the shipment to assess the actual quantity of material being re-exported. You may have to overcome the following difficulties in assessing the volume of material being shipped:

- ◆ Accessibility of containerized cargo;
- ◆ Bundles of lumber consisting of boards or sheets of various sizes;
- ◆ Enormity of the shipment; and
- ◆ Identity of the pallets comprising the shipment.

When the size of commercial shipments makes impossible the inspection of the entire consignment to assess its quantity, then review the invoice, packing list, or dimensional specification sheets accompanying the consignment and determine the quantity of a representative unit (such as box, bundle, carton, etc.), for the shipment. Continue to [Table 3-8](#) below.

**Table 3-8 Determine the Quantity of a Representative Unit for Inspection**

If:	Then:
Quantity recorded on the USFWS-issued CITES document is by weight	VERIFY that the weight of the unit you chose to inspect matches the unit's weight as listed on the invoice or packing list
Quantity recorded on the USFWS-issued CITES document is by number of pieces	VERIFY that the number of pieces in the unit you chose to inspect matches the unit's number of pieces as listed on the invoice or packing list
Quantity recorded on the USFWS-issued CITES document is in cubic meters, square meters, or board feet	CONDUCT a dimensional piece count <sup>1</sup> to VERIFY the quantity of the unit you chose to inspect matches the quantity listed for that unit on the invoice, packing list, or dimensional specification sheet
Quantity as found by your physical inspection of a representative sample <b>does not</b> match the quantity listed on the invoice, packing list, or dimensional specification sheet	<ol style="list-style-type: none"> <li>1. SELECT another representative sample to inspect</li> <li>2. REPEAT the procedures listed above to determine the extent of the overage</li> </ol>

<sup>1</sup> To perform a dimensional piece count, you **must** measure each piece in the inspectional unit either by length and width; or by length, width, and height (thickness); and then multiply the subtotal by the number of pieces in the unit to calculate the total quantity of the unit. See *Appendix C, Conversion Formulas* for assistance.

Continue to [Table 3-9](#) to determine the action to take based on your inspection.

**Table 3-9 Determine the Action Based on the Inspection Results**

If your inspection confirms:	Then:
Exporter or re-exporter deliberately attempted to mislead you or concealed unauthorized articles	<ol style="list-style-type: none"> <li>1. In addition to seizure and forfeiture of the shipment, the importer may be subject to civil or criminal penalties. COMPLETE <a href="#">CITES Standard CITES Form</a> (see Appendix A instructions) to document the violation</li> <li>2. CONTACT a PPQ Botanist<sup>1</sup> to report the violation</li> </ol>
Quantity is equal to or less than the quantity listed on the USFWS-issued CITES Certificate	CONTINUE to <a href="#">Step 10: Validate the CITES Documents By Stamp and Endorsement</a>
Quantity in excess of the quantity listed on the USFWS-issued CITES Certificate	<ol style="list-style-type: none"> <li>1. Shipment is in violation of CITES Regulations and is subject to seizure and forfeiture. SEE <a href="#">Violations, Seizures, and Forfeitures</a> for forfeiture procedures</li> <li>2. CONTACT a PPQ Botanist for assistance with forfeiture procedures</li> </ol>
Unauthorized articles (CITES regulated articles that are <i>not</i> recorded on the CITES document)	<ol style="list-style-type: none"> <li>1. Shipment is in violation of CITES Regulations and is subject to seizure and forfeiture. SEE <a href="#">Violations, Seizures, and Forfeitures</a></li> <li>2. forfeiture procedures</li> <li>3. CONTACT a PPQ Botanist for assistance with forfeiture procedures</li> </ol>

1 PPQ to identify the PPQ Botanist that services your port, see *Appendix C* in the *Plant Inspection Stations Manual*.



## Step 10: Validate the CITES Documents By Stamp and Endorsement

The CITES Re-export Certificate is **not** valid until a PPQ Plant Health Safeguarding Specialist or PPQ Export Certification Specialist completes *Blocks 13, 14, and 15* of this form.

If the shipment complies with the USFWS-issued *CITES Re-export Certificate* and the procedures listed in *Steps 1* through *9* of this chapter, then validate the **original** CITES document as follows.

1. Use your official “USDA-APHIS-PPQ Inspected and Released” or “USDA-APHIS-PPQ Released” stamp that bears your port location.
2. Sign your name in ink, and write your badge number and the date. See [Table 3-10](#) for detailed instructions.

**Table 3-10 Instructions for Validation and Endorsement of CITES Re-export Certificate**

Block (from Standard CITES Form; may vary)	Completed by	Instructions
14 Export Endorsement	PPQ Plant Health Safeguarding Specialist (PHSS), PPQ Export Certification Specialist (ECS), Identifier, or Supervisor	<ol style="list-style-type: none"> <li>1. ENTER in the <i>Block/Quantity</i> table row A, B, C, or D the quantity of material being re-exported; this <b>must</b> be equal to or less than the quantity entered in <i>Block 11, Quantity (including unit)</i> of the Standard CITES Form</li> <li>2. LINE OUT the remaining (unused) rows (<b>must</b> be completed for endorsement)</li> </ol>
15 Bill of Lading/Air Waybill Number	PPQ Plant Health Safeguarding Specialist (PHSS), PPQ Export Certification Specialist (ECS), Identifier, or Supervisor	If available, then LIST the bill of lading or air waybill number
Port of Export	PPQ Plant Health Safeguarding Specialist (PHSS), PPQ Export Certification Specialist (ECS), Identifier, or Supervisor	LIST the port of export or re-export’s city and State ( <b>must</b> be completed for endorsement and validation)
Date	PPQ Plant Health Safeguarding Specialist (PHSS), PPQ Export Certification Specialist (ECS), Identifier, or Supervisor	LIST the date the CITES certificate is endorsed ( <b>must</b> be completed for endorsement and validation)
Signature	PPQ Plant Health Safeguarding Specialist (PHSS), PPQ Export Certification Specialist (ECS), Identifier, or Supervisor	SIGN (use ink) ( <b>must</b> be completed for endorsement and validation)
Official Stamp and Title	PPQ Plant Health Safeguarding Specialist (PHSS), PPQ Export Certification Specialist (ECS), Identifier, or Supervisor	STAMP with an official “USDA-APHIS-PPQ Inspected and Released” stamp bearing your port location ( <b>must</b> be completed for endorsement and validation)

### Step 11: Distribute the CITES Documents

When *Block 5, Special Conditions*, states the permittee **must** attach a copy of the foreign CITES Export Permit or Certificate, then distribute as follows:

1. Send the validated **original** USFWS-issued CITES Certificate with a copy of the foreign CITES Export Permit or Certificate attached, to the permittee with the following instructions:
2. Permittee is to forward the documents with the shipment (documents **must** accompany shipment). Permittee may make and keep a photocopy of the documents.
3. Send a **copy** of the validated **original** USFWS-issued CITES Certificate with a copy of the foreign CITES Export Permit or Certificate attached, to the following office:

Robert Anderson  
**U.S. Fish and Wildlife Service**  
Division of Management Authority  
5700 Leesburg Pike, MS: IA  
Falls Church, VA 22041

4. Keep a **copy** of the validated original USFWS-issued CITES Certificate with a copy of the foreign CITES Export Permit or Certificate attached, in the port file.

#### NOTICE

CITES files **must** be retained for five years. See [Filing System](#) on page 3-3 for directions on how to set up and maintain files.

---

## Transportation and Exportation (T&E) of CITES Appendix I, Appendix II, Appendix III Regulated Timber Species

### Canada or Mexico

Follow the steps listed below when releasing the shipment for transportation and exportation (T&E) of CITES Appendix I, Appendix II, or Appendix III regulated timber species to Canada or Mexico:

1. Verify that the shipment is accompanied by CBP Form 7512 or other accepted in-bond document.
2. Stamp the CBP paperwork, “Released for Exportation.”  
**Do not** stamp the CITES document; this will be done by the Canadian or Mexican authorities.
3. Apply any necessary safeguards.
4. Allow the shipment to proceed.

#### NOTICE

If the CBP paperwork designates both a U.S. Company (middle man) and a Canadian or Mexican consignee, then review the CITES document to verify that the consignee is actually Canadian or Mexican and **not** U.S. If the CITES document declares a U.S. company as the consignee, then the T&E **must** be handled as a CITES re-export.

---

## **Immediate Exportation (IE) of CITES Appendix I, Appendix II, Appendix III Regulated Timber Species**

Follow these steps for the immediate exportation (IE) of CITES Appendix I, Appendix II, and Appendix III regulated timber species:

1. Verify the shipment is accompanied by CBP Form 7512 or other accepted export document.
2. Stamp the CBP paperwork, “Released for Exportation.”  
**Do not** stamp the CITES document; this will be done by the authorities at the country of destination.
3. Apply any necessary safeguards.
4. Allow the shipment to proceed.

# Violations, Seizures, and Forfeitures

---

## Contents

Introduction	4-1
Procedures	4-2
CITES Contacts	4-2
Violations of USDA Regulations	4-3
Step 1: Determine if a Violation of USDA Regulations Concerning CITES Regulated Plants Exists	4-3
Step 2: Complete PPQ Form 518, Notice of Violation	4-4
Violations of CITES Regulations	4-5
Step 1: Confirm a Violation of CITES Exists and Warrants Seizure and Forfeiture	4-5
Step 2: Hold the Regulated Timber or Articles Only and Notify Parties	4-8
Step 3: Estimate the Retail Value of the Timber or Articles Moving in Violation of the Legislation	4-8
Step 4: Start the Forfeiture Procedures	4-9
Step 5: Safeguard the Seized Timber or Articles	4-14
Request for Services to Transport, Store, and/or Dispose of Shipments	4-14
Step 6: Forfeit Seized or Abandoned Material Valued at \$10,000 or Less	4-16
Step 7: Await Court Decision for Seized or Forfeited Material Valued Greater Than \$10,000	4-22
Step 8: Start the Process for Disposal of Forfeited Material Valued at \$10,000 or Less	4-23
Maintenance of CITES Documents	4-25
Filing System for Violations, Seizures, and Forfeitures	4-25

---

## Introduction

This chapter provides the procedures for processing violations of CITES Appendix I, Appendix II, and Appendix III protected timber species, and for seizure and forfeiture of CITES regulated timber species (including articles made from protected timber).

## Procedures

The procedures which follow have been established to report violations and initiate seizure and forfeiture for regulated plants, including their parts and derivatives when offered for or traded in contravention CITES.

### CITES Contacts

Some circumstances are identified in this chapter as requiring contacting the PPQ Botanist that services your port, and others require contacting the National CITES Specialist or the National CITES Coordinator.

If after reading the procedures in this chapter, CBP Officers still have a CITES-related question regarding a shipment, then contact the CBP field office liaison through the chain of command. Include your name, phone number, and e-mail address. If after reading the procedures in this chapter, PPQ Officers still have a CITES-related question regarding a shipment, then first contact the PPQ Botanist that services your port <sup>1</sup>.

If the PPQ Botanist is **not** available or is unable to answer your question, then contact the National CITES Specialist, Timothy Torbett or the National CITES Coordinator, John Veremis (e-mail [timothy.j.torbett@usda.gov](mailto:timothy.j.torbett@usda.gov) or [john.veremis@usda.gov](mailto:john.veremis@usda.gov)). Include your name, phone number, and e-mail address when contacting the National CITES Specialist or the National CITES Coordinator.

#### NOTICE

The person making a CITES-related inquiry should include his or her name, phone number, and e-mail address so that the National CITES Specialist or the National CITES Coordinator is able to reply or obtain additional details.

---

<sup>1</sup> CBP and PPQ: To determine the name and contact information for the PPQ Botanist that services your port, see [List of PPQ Identifiers and National Specialists](#).

---

## Violations of USDA Regulations

Violations of USDA species regulations concerning CITES plants (7CFR 355) will generally result in the issuance of *PPQ Form 518, Report of Violation*.

Repeat violations of 7 CFR 355 or deliberate attempts to circumvent regulations will result in seizure and forfeiture of CITES regulated material.

To determine if seizure and forfeiture is warranted, verify that the violator is a repeat offender or deliberately attempted to circumvent regulations. Contact the PPQ National CITES Specialist<sup>2</sup> or National CITES Coordinator for advice. CBP Agriculture Specialists (CBP-AS) **must** go through proper channels.

**EXAMPLE** If a violator's *Protected Plant Permit* is revoked and the violator attempts to import, export, or re-export CITES regulated material, then seizure and forfeiture is warranted.

### Step 1: Determine if a Violation of USDA Regulations Concerning CITES Regulated Plants Exists

A violation of the USDA regulations concerning CITES regulated plants exists when a party (importer, exporter, or re-exporter) commits one or more of the following:

- ◆ Engages in commercial business as an importer, exporter, or re-exporter **without** a USDA-APHIS ePermits-issued *Protected Plant Permit*;
- ◆ Fails to notify CBP or PPQ promptly upon the arrival or prior to the export or re-export of regulated material, by such means as a manifest, Customs' (CBP) entry, invoice, or waybill, with the genus and species of the regulated material listed;
- ◆ Fails to provide the genus and species of regulated material by such means as a tag, invoice, or packing list, or identification on the shipping container;
- ◆ Fails (for any person engaged in business as an importer, exporter, or re-exporter) to maintain records for the trade of regulated material for a period of five years;
- ◆ Fails or denies (for any person engaged in business as an importer, exporter, or re-exporter) to provide CBP or PPQ access to examine such records or inventory of regulated material; or

---

<sup>2</sup> The National CITES Specialist is Timothy Torbett, [timothy.j.torbett@usda.gov](mailto:timothy.j.torbett@usda.gov); and the National CITES Coordinator is John Veremis, [john.veremis@usda.gov](mailto:john.veremis@usda.gov).

- ◆ Moves regulated material from the Customs' (CBP) area (pertaining to imports) or from the designated port (pertaining to exports or re-exports) **without** submitting the original CITES document to CBP or PPQ for validation (for re-exported material when the CITES certificate is **not** endorsed, then the foreign CITES management authority may seize the property).

If there are other violations in addition to those listed above, then continue to [Violations of CITES Regulations](#).

### **Step 2: Complete PPQ Form 518, Notice of Violation**

See [CITES Standard CITES Form](#) on page [A-9](#) for an example, and [page A-21](#) for directions on completing the form. If PPQ Form 518 is available on-line, then complete the form electronically as appropriate.



## Violations of CITES Regulations

Violations of CITES regulations (50 CFR 23, 24 and 16 USC 1538) for plants (including their parts or derivatives) listed by the Convention will generally result in both a report of violation (*PPQ form 518, Report of Violation*), and seizure and forfeiture of the illegally-traded material.

### Step 1: Confirm a Violation of CITES Exists and Warrants Seizure and Forfeiture

A violation of CITES regulations exists when a party (importer, exporter, or re-exporter) does one or more of the following:

- ◆ Imports<sup>3</sup>, exports<sup>4</sup>, re-exports<sup>5</sup>, or possesses plants listed in CITES Appendix I, Appendix II, or Appendix III, with invalid CITES documentation or **without** a CITES document
- ◆ Imports, exports, or re-exports regulated plants in quantities that exceed the quantity recorded on the CITES permit or certificate
- ◆ Imports, exports, or re-exports regulated plants into or out of a port that has **not** been designated for the movement of such plants

To confirm that a violation exists and warrants forfeiture and seizure of the timber or articles, see [Table 4-11](#).






---

3 (Importer, importing, importation) to land on, bring into, introduce into, or attempt to land on, bring into, or introduce into any place subject to the jurisdiction of the United States.

4 (Exporter, exporting, exportation) to carry, send, take, transport, or otherwise remove, or attempt to carry, send, take, transport or otherwise remove from any place subject to the jurisdiction of the United States.

5 (Re-exporter, re-exporting, re-exportation) to export following importation.

**Table 4-11 Confirm the Violation Warrants Seizure and Forfeiture**

<b>If you have:</b>	<b>And the:</b>	<b>And you determine:</b>	<b>Then:</b>
Attempt to import into the United States with an invalid CITES document or <b>without</b> a CITES document			<ol style="list-style-type: none"> <li>1. CONTINUE processing the violation and complete <i>PPQ Form 518, Notice of Violation</i>; seizure and forfeiture is warranted</li> <li>2. GO to <a href="#">Step 2: Hold the Regulated Timber or Articles Only and Notify Parties</a></li> </ol>
Attempt to import into the United States and the importer claims the CITES document was lost or destroyed during shipping			<ol style="list-style-type: none"> <li>1. PLACE the shipment on HOLD; <b>do not</b> proceed with seizure and forfeiture</li> <li>2. CONTACT a PPQ Botanist for assistance <sup>1</sup></li> </ol>
Attempt to export or re-export from the United States with an invalid CITES document or <b>without</b> a valid CITES document		Person is knowledgeable <sup>2</sup>	<ol style="list-style-type: none"> <li>1. CONTINUE processing the violation and complete <i>PPQ Form 518, Notice of Violation</i>; seizure and forfeiture is warranted</li> <li>2. GO to <a href="#">Step 2: Hold the Regulated Timber or Articles Only and Notify Parties</a></li> </ol>
	Re-exporter presents regulated articles to you for the purpose of inquiring about CITES <sup>3</sup>	There is <b>no</b> deliberate attempt to defraud or violate the regulations	PROVIDE the person with the required information to obtain the necessary CITES documents; seizure and forfeiture is <b>not</b> warranted
Attempt to import, export, or re-export regulated material through a non-designated port		Person is knowledgeable <sup>1</sup>	<ol style="list-style-type: none"> <li>1. CONTINUE processing the violation and complete <i>PPQ Form 518, Notice of Violation</i>; seizure and forfeiture is warranted</li> <li>2. GO to <a href="#">Step 2: Hold the Regulated Timber or Articles Only and Notify Parties</a></li> </ol>
	Person is unaware of the designated port requirement <sup>4</sup>	There is <b>no</b> obvious attempt to defraud or violate the regulations	PROVIDE the person with the required information and allow to arrange to have the shipment rerouted to a designated port at the owner's expense
Evidence that a permit, certificate, or other official document was altered or forged to gain advantage			<ol style="list-style-type: none"> <li>1. CONTINUE processing the violation and complete <i>PPQ Form 518, Notice of Violation</i>; seizure and forfeiture is warranted</li> <li>2. GO to <a href="#">Step 2: Hold the Regulated Timber or Articles Only and Notify Parties</a></li> </ol>

**Table 4-11 Confirm the Violation Warrants Seizure and Forfeiture (continued)**

If you have:	And the:	And you determine:	Then:
Quantities in excess of the quantity recorded on the CITES document		→	<ol style="list-style-type: none"> <li>1. CONTINUE processing the violation and complete <i>PPQ Form 518, Notice of Violation</i>; seizure and forfeiture is warranted</li> <li>2. GO to <a href="#">Step 2: Hold the Regulated Timber or Articles Only and Notify Parties</a></li> </ol>
Unauthorized regulated material (CITES regulated articles that are <b>not</b> recorded on the CITES document)		→	<ol style="list-style-type: none"> <li>1. CONTINUE processing the violation and complete <i>PPQ Form 518, Notice of Violation</i>; seizure and forfeiture is warranted</li> <li>2. GO to <a href="#">Step 2: Hold the Regulated Timber or Articles Only and Notify Parties</a></li> </ol>
Violation <b>other than</b> listed in the cells above		→	<ol style="list-style-type: none"> <li>1. STOP processing the violation</li> <li>2. CONTACT a PPQ Botanist through proper channels</li> </ol>

- 1 CBP and PPQ: To identify the name of the PPQ Botanist that services your port, see the [Lists of Identifiers and National Specialists](#).
- 2 Consider a person knowledgeable if any of the following apply: the person was given prior information regarding CITES regulations; is a Protected Plant Permit (PPP) holder; deliberately attempted to conceal CITES-regulated material; or is a repeat violator.
- 3 The lack of a CITES document by a re-exporter may be due, in part to a lack of knowledge about the regulations.
- 4 An attempt to import or re-export through a non-designated port may be due, in part to the person's lack of knowledge about the regulations.

## Step 2: Hold the Regulated Timber or Articles Only and Notify Parties

If you have **not** already done so, then place the material moving in violation of CITES regulations on HOLD. Notify all parties involved that the material is **not** to be moved **without** CBP's or PPQ's permission.

Be sure non-CITES material or timber in the same shipment as CITES-regulated material and timber has been separated. **Do not** keep non-CITES material with held CITES material.

Continue to [Step 3: Estimate the Retail Value of the Timber or Articles Moving in Violation of the Legislation](#).

## Step 3: Estimate the Retail Value of the Timber or Articles Moving in Violation of the Legislation

If the same wood or article as the property on hold is sold in the United States, then use the price asked by the nearest retailer to estimate the value. If the same wood or article as the property on hold is **not** sold in the United States or if impractical to contact a retailer, then use the material's invoiced value.

Continue to [Step 4: Start the Forfeiture Procedures](#).

### Step 4: Start the Forfeiture Procedures

The forfeiture procedures will allow you to seize (gain legal custody) and take possession of the material, and to facilitate prosecution by CBP, PPQ, or USFWS-Division of Management Authority (DMA).

After you have obtained the value of the material, then see [Table 4-12](#) to determine the forfeiture procedures to use.

**Table 4-12 Determine Forfeiture Procedures to Use for Seized Timber or Articles**

If:	And you estimate the value of the seized material to be:	Then:
Seized timber or articles	\$10,000 or less	GO to <a href="#">Forfeiture Procedures for Seizures Valued at \$10,000 or Less</a>
	More than \$10,000	GO to <a href="#">Forfeiture Procedures for Seizures Valued Greater than \$10,000</a>

Once [PPQ Form 624, Notice for Seizure and Proposed Forfeiture of Property Valued at \\$10,000 or Less](#) or [PPQ Form 624A, Notice for Seizure of Property Valued Greater Than \\$10,000](#) is completed and issued to the owner of the material, then the status of the material moves from held to seized and is now officially in the custody of CBP or PPQ.

#### Forfeiture Procedures for Seizures Valued at \$10,000 or Less

When the seizure is valued at \$10,000 or less, follow these steps and continue processing the violation:

1. Allow the owner to either waive title (by completing [PPQ Form 623, Waiver of Forfeiture Procedures by Owner of Seized Property \\$10,000 or Less](#)) to the material moving in violation of the legislation or to challenge the forfeiture of that material.
2. Advise the owner that the material becomes forfeited after 21 days.
3. Complete [PPQ Form 624, Notice for Seizure and Proposed Forfeiture of Property Valued at \\$10,000 or Less](#) (see the examples on [page A-32](#) and [page A-37](#); instructions for completing the *Part 1* on [page A-33](#), and *Part 5* on [page A-38](#)) for material seized under CITES legislation.

Then do as follows:

- A. Verify that the file number is listed on all applicable forms (see [Filing System for Violations, Seizures, and Forfeitures](#) on [page 4-25](#)).
- B. Make certain to record the date and time of posting PPQ Form 624: in *Block 7 of Part 1-PPQ Headquarters*, and in *Block 7a of Part 5-PPQ/CBP Port Worksheet*.

- C. **Immediately** post PPQ Form 624, *Part 3-Port Copy (for posting)* at the CBP or PPQ office (where the material was seized) in a conspicuous place that is accessible to the public; and keep *Part 3-Port Copy* posted for 21 days.
  - D. Make certain you enter the appropriate dates and times in *Blocks 6 and 7 on Part 5-PPQ/CBP Port Worksheet* of PPQ Form 624.
4. Distribute PPQ Form 623 and PPQ Form 624 as follows:
    - A. If the owner or owner's agent is present and signs [PPQ Form 623, Waiver of Forfeiture Procedures by Owner of Seized Property \\$10,000 or Less](#), then distribute the forms as follows:
      - a. Hand *Part 2* of *PPQ Form 623* to the owner or agent
      - b. File *Part 1* of *PPQ Form 623* in the CBP or PPQ port file
      - c. Keep *Part 4* of *PPQ Form 624* in the port file  
(**not** necessary to provide the owner or agent with this copy)
      - d. Continue to 5. on [page 4-11](#)
    - B. If the owner or owner's agent is present and **did not** sign PPQ Form 623 or is **not** present, then send PPQ form 624, *Part 4-Owner*, by ***Certified*** or ***Registered Mail*** with ***Return Receipt Requested*** together with the following, to all persons believed to be owners or to have an interest in the seized material <sup>6</sup>:
      - ⇒ [PPQ Form 623, Waiver of Forfeiture Procedures by Owner of Seized Property \\$10,000 or Less, Part 2](#)
      - ⇒ [PPQ Form 625 Claim and Bond](#)
      - ⇒ [PPQ Form 626, Petition for Remission or Mitigation of Forfeiture](#)If multiple owners or agents are identified, then you may send photocopies of the required forms in lieu of the actual forms.
5. Make certain you enter the appropriate dates and times in *Blocks 6 and 7 on Part 5-PPQ/CBP Port Worksheet* of PPQ Form 624 .

#### NOTICE

If the owner or owner's agent is present and requests a copy of [PPQ Form 624, Notice for Seizure and Proposed Forfeiture of Property Valued at \\$10,000 or Less](#), then make a photocopy of *Part 4* and give the photocopy to the owner or owner's agent. You **must** also send the **original** *Part 4-Owner*, PPQ Form 624 to the owner or owner's agent by **Certified** or **Registered Mail** with **Return Receipt Requested** to comply with the regulations.

---

<sup>6</sup> Those that may have an interest include interested parties such as the owner's agent, shipping line, or supplier. These people are identified on PPQ Form 624, *Part 4* (worksheet), *Block 6*.

6. Scan and E-mail *Part 1-PPQ Headquarters* PPQ Form 624, and if applicable, the signed *PPQ Form 623*, to the National CITES Coordinator:

E-mail: [john.veremis@usda.gov](mailto:john.veremis@usda.gov)

Subject: PPQ Form 624, Notice for Seizure and Proposed Forfeiture for Violation \$10,000 or Less

Attn: National CITES Coordinator

(In the near future, you will be notified to send the original actual document to Riverdale.)

7. File and retain the following completed forms:
- A. After 21 days, remove, file, and retain the posted *Part 3-Port Copy* of PPQ Form 624.
  - B. File and retain *Part 5-PPQ/CBP Port Worksheet* copy of PPQ Form 624, to know what has happened, who was notified, and when the next step is to be taken. Update *Part 5* as necessary.
  - C. Make certain that all relevant documents have been collected and filed; and update the documents in the file as necessary.

For detailed instructions on completing forms for seizures valued at \$10,000 or less, see the following in *Appendix A, Forms and Permits*:

- ◆ PPQ Form 621, [page A-25](#) through [page A-26](#)
- ◆ PPQ Form 623, [page A-29](#) through [page A-31](#)
- ◆ PPQ Form 624, *Part 1*, [page A-33](#) through [page A-34](#)
- ◆ PPQ Form 624, *Part 5-PPQ/CBP Port Worksheet*, [page A-37](#) through [page A-40](#)
- ◆ PPQ Form 625, [page A-48](#) through [page A-49](#)
- ◆ PPQ Form 626, [page A-50](#) through [page A-51](#)

If you need additional guidance, contact the PPQ Botanist at your port or the PPQ Botanist whose area of coverage services your port <sup>7</sup>.

Continue to [Step 5: Safeguard the Seized Timber or Articles](#).

---

<sup>7</sup> CBP and PPQ: see the [List of PPQ Identifiers and National Specialists](#).

### Forfeiture Procedures for Seizures Valued Greater than \$10,000

When the seizure is valued greater than \$10,000, follow these forfeiture procedures, then continue processing the violation:

1. Complete [PPQ Form 624A, Notice for Seizure of Property Valued Greater Than \\$10,000](#). (See the examples on [page A-41](#) and [page A-45](#); and the instructions in Table A-10 on page 42 and in Table A-11 on page 46).
2. Make certain you enter the appropriate dates in *Block 7 PPQ Form 624A, Parts 1 through 4*.
3. Make certain you enter the appropriate dates in *Blocks 6 and 7 of PPQ Form 624A, Part 5-PPQ/CBP Port Worksheet*.
4. Proofread the completed *PPQ Form 624A* to ensure that there are *no inaccuracies* or omissions.
5. Make sure that all relevant documents have been collected and filed. Update the file as necessary.
6. Write a narrative report of all relevant facts and circumstances of the violation, as follows:
  - ❖ Prepare the narrative report on CBP or PPQ letterhead
    - ⇒ CBP or PPQ letterhead **must** be dated and bear your name, signature, and title
    - ⇒ CBP or PPQ Letterhead **must** be used since the seizure will be brought before a U.S. District Court by the U.S. Attorney's Office
  - ❖ Include the names of any witnesses
  - ❖ Cite the laws believed to have been violated
  - ❖ If you need additional guidance, then contact your PPQ Botanist through proper channels.
7. The Officer signs the *PPQ Form 624A*.
8. Assemble the following documents:
  - ❖ Narrative report **original** (written by CBP Agriculture Specialist, or PPQ Plant Health Safeguarding Specialist, or PPQ Export Certification Specialist)
  - ❖ *PPQ Form 624A, Part 1-PPQ Headquarters original*
  - ❖ Correspondence and documents that accompanied the shipment



9. Scan the assembled documents E-mail to:

E-mail: [john.veremis@usda.gov](mailto:john.veremis@usda.gov)

Subject: PPQ Form 624A, Part 1, Narrative Report, Correspondence,  
& Shipping Documents

Attn: National CITES Coordinator

(In the near future, you will be notified to send (via **overnight** shipment for next-day delivery) the actual assembled documents to Riverdale.)

10. Use ***Certified*** or ***Registered Mail*** with ***Return Receipt Requested*** to send the following forms to all persons believed to be owners or to have an interest in the seized material <sup>8</sup>:

❖ *PPQ Form 624A, Notice for Seizure of Property Valued Greater Than \$10,000, Part 4-Owner only*

❖ *PPQ Form 626, Petition for Remission or Mitigation of Forfeiture*

11. Retain the *PPQ Form 624A, Notice for Seizure of Property Valued Greater Than \$10,000, Part 2-PPQ/CBP Port File* and *Part 5-PPQ/CBP Port Worksheet* in your Port file for five years.

#### NOTICE

If multiple owners or agents are identified, then you may send photocopies of the forms.

For detailed instructions on completing forms for seizures valued greater than \$10,000, see the following in *Appendix A, Forms and Permits*:

❖ [PPQ Form 624A, Notice for Seizure of Property Valued Greater Than \\$10,000](#) on page A-41 through page A-44

❖ [PPQ Form 624A, Notice for Seizure of Property Valued Greater Than \\$10,000](#) on page A-41 through page A-47

❖ [PPQ Form 626, Petition for Remission or Mitigation of Forfeiture](#) on page A-50 through page A-51

Go to [Step 5: Safeguard the Seized Timber or Articles](#) on page 4-14.

<sup>8</sup> Those that may have an interest include interested parties such as owner's agent, shipping line, or supplier. These people are identified on *PPQ Form 624A, Part 5, Block 6*.

## Step 5: Safeguard the Seized Timber or Articles

### NOTICE

Notify all parties involved that the seized material is **not** to be moved **without** CBP's or PPQ's permission.

Safeguard the seized protected timber or articles until the material leaves your (CBP Agriculture Specialist (CBP-AS), PPQ Plant Health Safeguarding Specialist (PHSS), or PPQ Export Certification Specialist (PPQ ECS)) care. Make sure that **no** part of the shipment is lost.

### Request for Services to Transport, Store, and/or Dispose of Shipments

Forfeiture procedures can take a lengthy amount of time and considerable storage costs may accumulate. When material is seized after being placed on hold pending final U.S. Government forfeiture, the CBP-AS, PPQ-PHSS, or PPQ-ECS must immediately contact the proprietor of the facility and inquire if there is room to continue to store the shipment at the facility and if storage fees apply to CBP or PPQ.

If either or of the following conditions apply, then **immediately** complete a [Request for Services to Transport, Store, and/or Dispose of Seized or Forfeited Shipments](#):

- ❖ Room is **not** available to store the shipment at the port facility; or
  - ❖ Storage fees apply to USDA-PPQ at the port facility where the seized items are being stored.
1. Click on [Request for Services to Transport, Store, and/or Dispose of Seized or Forfeited Shipments](#) to obtain a copy of the fillable form. See [page A-4](#) for an example and instructions on completing the request.
  2. Scan and send via e-mail, the completed *Request for Services to Transport, Store, and/or Dispose of Seized or Forfeited Shipments* to:

E-mail: [john.veremis@usda.gov](mailto:john.veremis@usda.gov)

Subject: Request for Services to Transport, Store, and/or Dispose of Seized or Forfeited Shipments

Attn: National CITES Coordinator

The contractor will contact the CBP or PPQ Point-of-Contact Officer to schedule an appointment to have the loading of the seized material supervised.

If room is available to store the shipment at the port facility and storage fees **do not** apply, then contact the National CITES Specialist, Timothy Torbett, [timothy.j.torbett@usda.gov](mailto:timothy.j.torbett@usda.gov), or the National CITES Coordinator, John Veremis, [john.veremis@usda.gov](mailto:john.veremis@usda.gov), to determine if other temporary storage is necessary.

For seizures valued at \$10,000 or less, do as follows:

- ◆ If you did **not** receive a signed PPQ Form 623, then continue to [Step 6: Forfeit Seized or Abandoned Material Valued at \\$10,000 or Less](#)
- ◆ If you did receive a signed PPQ Form 623, then continue to [Step 8: Start the Process for Disposal of Forfeited Material Valued at \\$10,000 or Less](#)

For seizures valued greater than \$10,000, continue to [Step 7: Await Court Decision for Seized or Forfeited Material Valued Greater Than \\$10,000](#).

## Step 6: Forfeit Seized or Abandoned Material Valued at \$10,000 or Less

If *PPQ Form 625, Claim and Bond* is **not** received by your office within 20 days<sup>9</sup> after posting the *Notice of Proposed Forfeiture* or if the importer or re-exporter **does not** present an acceptable CITES document, then you may forfeit seized or abandoned property valued at \$10,000 or less.

If *PPQ Form 625, Claim and Bond*, is received directly by your office within 20 days after posting the *Notice of Proposed Forfeiture*, then go to [Procedures to Follow Upon Receipt of PPQ Form 625, Claim and Bond](#) on page 4-18.

### NOTICE

If *PPQ Form 625, Claim and Bond*, was received by the PPQ Deputy Administrator's Office, then you will be notified by PPQ. If storage is available at the port facility at **no** charge, then continue to safeguard the seizure. You will be notified by PPQ of when the seized property can be forfeited; and you may be asked to serve papers issued by the U.S. Marshals Service.

If a CITES document is presented by an importer or exporter during the forfeiture process, then the document can **only** be accepted if the document was issued in accordance with *Conference Resolution 12.3, Section I*, paragraphs p), and q), (for replacement documents); and Section XIII, paragraphs a), b), and c), (for retrospective issue of permits and certificates). See [Conference Resolution 12.3 \(Rev. CoP 15\), Permits and Certificates](#) on page B-4. Contact the National CITES Specialist<sup>10</sup> or the National CITES Coordinator to assist you with determining if the CITES document is acceptable.

---

<sup>9</sup> The Deputy Administrator may extend the 20-day period with an appropriate statement on the posted notice of proposed forfeiture, if necessary, to allow a person deemed to have an interest in the property at least 10 days to file such a claim and bond after receipt of a notice of proposed forfeiture.

<sup>10</sup> The National CITES Specialist is Timothy Torbett [timothy.j.torbett@usda.gov](mailto:timothy.j.torbett@usda.gov). The National CITES Coordinator is John Veremis, [john.veremis@usda.gov](mailto:john.veremis@usda.gov).

### Procedures for Forfeiting Seized Property

If 20 days after posting [PPQ Form 624, Notice for Seizure and Proposed Forfeiture of Property Valued at \\$10,000 or Less](#) you **did not** receive [PPQ Form 625 Claim and Bond](#); or you **did not** receive notification from the PPQ-HQ/Deputy Administrator's office that PPQ Form 625 was received; or you **did not** receive an acceptable CITES document, then the seized property shall be forfeited as follows:

1. If [PPQ Form 626, Petition for Remission or Mitigation of Forfeiture](#), was **not** received, then complete [PPQ Form 627, Declaration of Forfeiture](#). See the example on [page A-53](#) and the dates recorded on PPQ Form 624 *Part 3-Port Copy*, and *Part 5-PPQ/CBP Port Worksheet*.

#### NOTICE

If PPQ Form 626 is received prior to the completion of PPQ Form 627, then continue on to [Procedures to Follow Upon Receipt of PPQ Form 626, Petition for Remission or Mitigation of Forfeiture](#) on page 4-20

2. If [PPQ Form 623, Waiver of Forfeiture Procedures by Owner of Seized Property \\$10,000 or Less](#), was signed by the owner or agent, then completing PPQ Form 627 is **not** necessary.
  - A. Send *Part 2-Owner*, [PPQ Form 627, Declaration of Forfeiture](#), by ***Certified*** or ***Registered Mail*** with ***Return Receipt Requested***, to the owner(s) of the forfeited material. (If more than one owner, then send *Part 3-Owner* to the additional owner.)

#### NOTICE

The seized material is now the property of the United States Government.

- B. Retain *Part 1-PPQ Port File* copy of PPQ Form 627 in the port file.
- C. Record in *Block 6* of [PPQ Form 624, Part 5-PPQ/CBP Port Worksheet](#), the date and time you mail PPQ Form 627.

Continue to [Step 8: Start the Process for Disposal of Forfeited Material Valued at \\$10,000 or Less](#) on page 4-23.

**Procedures to Follow Upon Receipt of PPQ Form 625, Claim and Bond**  
If *PPQ Form 625, Claim and Bond*, is received by your office within 20 days after the date of posting, then do as follows:

1. Record in *Block 6* of [PPQ Form 624, Part 5-PPQ/CBP Port Worksheet](#), the date PPQ Form 625 is received.
2. Make a photocopy of PPQ Form 625 and retain the copy in your files.
3. Scan and E-mail the **original** PPQ Form 625 to the National CITES Coordinator:

E-mail: [john.veremis@usda.gov](mailto:john.veremis@usda.gov)  
Subject: PPQ Form 625, Claim and Bond  
Attn: National CITES Coordinator

(In the near future, you will be notified to send the actual document to Riverdale.)

The National CITES Coordinator will handle referral of PPQ Form 625 to the Deputy Administrator's Office.

Continue to HOLD and safeguard the shipment.

4. The forfeiture process is now transferred from an APHIS administrative procedure to the Office of the U.S. District Court in the State where the seizure was made.
5. You will be notified by PPQ Headquarters of when to take custody of the seized or abandoned material. You may be asked to serve papers issued by the U.S. Marshals Service.

**NOTICE**

If *PPQ Form 625, Claim and Bond*, was received by the PPQ Deputy Administrator's Office, then you will be notified by PPQ Headquarters.

If the shipment is being stored at the port facility, then ask the proprietor if room is available to continue to store the shipment at **no** charge to DHS-CBP or USDA-PPQ (see [Request for Services to Transport, Store, and/or Dispose of Shipments](#) on page 4-14).

6. Since PPQ Form 625 has been received, the administrative forfeiture procedure ceases; **do not** mail *PPQ Form 627, Declaration of Forfeiture*, to the owner.
7. If **either** PPQ Form 625 or PPQ Form 626 has been received, then **do not** continue to [Step 8: Start the Process for Disposal of Forfeited Material Valued at \\$10,000 or Less](#) until you have been notified by PPQ Headquarters to do so.
8. If **both** PPQ Form 625 and PPQ Form 626 were **not** received or you have been notified by PPQ Headquarters to start the process for disposal, then

continue to [Step 8: Start the Process for Disposal of Forfeited Material Valued at \\$10,000 or Less.](#)

### Procedures to Follow Upon Receipt of PPQ Form 626, Petition for Remission or Mitigation of Forfeiture

If *PPQ Form 626, Petition for Remission or Mitigation of Forfeiture*, is received by your office, then do as follows:

1. Record in *Block 6* of your [PPQ Form 624, Part 5-PPQ/CBP Port Worksheet](#), the date *PPQ Form 626, Petition for Remission or Mitigation of Forfeiture* is received.
2. MAKE a photocopy of PPQ Form 626 and retain the copy in your files.
3. Scan and send via e-mail, to the National CITES Coordinator:

E-mail [john.veremis@usda.gov](mailto:john.veremis@usda.gov)

Subject: PPQ Form 626, Petition for Remission or Mitigation of Forfeiture

Attn: National CITES Coordinator

(In the near future, you will be notified to send the original PPQ Form 626 to Riverdale.)

The National CITES Coordinator will handle referral of PPQ Form 626 to the Deputy Administrator's Office.

4. Continue to safeguard the seized or forfeited property.

#### NOTICE

If the shipment is being held at the port facility, then the CBP-AS or PPQ-PHSS, or PPQ-ECS **must** immediately contact the proprietor of the port facility and re-inquire if space is still available to continue to store the shipment at **no** charge to DHS-CBP and USDA-PPQ.

If storage fees apply or space is **not** available at the port facility, then to continue to safeguard and store the shipment at the port. Then complete a [Request for Services to Store, Transport, and/or Dispose of Seized or Forfeited Shipments](#).

5. A decision will be made by the Deputy Administrator to grant or deny the Petition for Remission or Mitigation of Forfeiture.

#### NOTICE

**Do not** make arrangements to dispose of the material until you receive notification from PPQ Headquarters to do so. CBP or PPQ must continue to HOLD and safeguard the material until final notification.

If PPQ Form 626 is received by the PPQ Deputy Administrator, then you will be notified by PPQ Headquarters.



**Table 4-13 PPQ Form 626, Petition for Remission or Mitigation of Forfeiture for Seizures Under \$10,000 Value**

If:	And:	And you:	Then:
PPQ Form 626, Petition for Remission or Mitigation of Forfeiture	Has been received by your office	→	<ol style="list-style-type: none"> <li>1. RECORD in <i>Block 6</i> of your <a href="#">PPQ Form 624, Part 5-PPQ/CBP Port Worksheet</a>, the date PPQ Form 626 is received</li> <li>2. MAKE a photocopy of PPQ Form 626 and retain the copy in your files</li> <li>3. SCAN and SEND via E-mail, PPQ Form 626 to:  E-mail: <a href="mailto:john.veremis@usda.gov">john.veremis@usda.gov</a> Subject: PPQ Form 626, Petition for Remission or Mitigation of Forfeiture for Seizures Under \$10,000 Value Attn: National CITES Coordinator</li> </ol> <p>(In the near future you will be notified to send the <b>original</b> document to Riverdale.)</p> <ol style="list-style-type: none"> <li>4. The National CITES Coordinator will handle referral of PPQ Form 626 to the Deputy Administrator's Office</li> <li>5. CONTINUE to SAFEGUARD the seized or forfeited property. A decision will be made by the Deputy Administrator to grant or deny the Petition for Remission or Mitigation of Forfeiture</li> </ol>
	Has <b>not</b> been received in your office	→	CBP or PPQ <b>must</b> CONTINUE to SAFEGUARD the seized or forfeited property and CONTINUE with completing PPQ forms for seizures
PPQ Form 625 Claim and Bond is <b>not</b> received by your office	PPQ Form 626, Petition for Remission or Mitigation of Forfeiture is received in your office	PPQ Form 627, Declaration of Forfeiture has <b>not</b> been issued by your office	<ol style="list-style-type: none"> <li>1. MODIFY <i>Block 6</i> of <a href="#">PPQ Form 627, Declaration of Forfeiture</a> by adding, "A decision will be made pursuant to review of the received <i>Petition for Remission or Mitigation</i> by the Deputy Administrator."</li> <li>2. ISSUE the <a href="#">PPQ Form 627, Declaration of Forfeiture</a></li> <li>3. CBP or PPQ <b>must</b> continue to SAFEGUARD the material until a final decision is made by the Deputy Administrator to grant or deny the petition</li> </ol>
		Your office has already issued PPQ Form 627	CBP or PPQ <b>must</b> CONTINUE to SAFEGUARD the seized or forfeited property and CONTINUE with completing PPQ forms for seizures

## Step 7: Await Court Decision for Seized or Forfeited Material Valued Greater Than \$10,000

1. Proceedings for seizures valued greater than \$10,000 are forwarded to the U.S. Attorney's office in the State where the seizure occurred. Disposition of the seized material is decided upon by the U.S. District Court. Depending on case load, the judicial forfeiture process can take several months or longer.

### NOTICE

If the shipment is being held at the port facility, then the CBP-AS or PPQ-PHSS, or PPQ-ECS **must** immediately contact the proprietor of the port facility and re-inquire if space is still available to continue to store the shipment at **no** charge to DHS-CBP and USDA-PPQ.

If storage fees apply or space is **not** available at the port facility, then to continue to safeguard and store the shipment at the port. Then complete a [Request for Services to Store, Transport, and/or Dispose of Seized or Forfeited Shipments](#). See instructions for [Distribution of Request for Services to Transport, Store, and/or Dispose of Seized or Forfeited Shipments](#) on page A-6.

2. If the District Court rules in favor of the Agency that made the seizure, then the seized material becomes the property of the U.S. Government, and can be disposed of. In most cases after the U.S. District Court makes their ruling, the forfeiture process is transferred to the U.S. Marshal's Service. The U.S. Marshals Service (**not** CBP or PPQ) finalizes custody and disposal of the forfeited material. You may be asked to serve papers issued by the U.S. Marshals Service.

## Step 8: Start the Process for Disposal of Forfeited Material Valued at \$10,000 or Less

Seized material becomes the property of the U.S. Government 21 days after [PPQ Form 624, Notice for Seizure and Proposed Forfeiture of Property Valued at \\$10,000 or Less](#), is posted.

Sixty days after the forfeited material becomes U.S. Government property, CITES Appendix II and Appendix III material is routinely sold at auction. Forfeited CITES Appendix I material **cannot** be sold,

Since forfeited Appendix I material **must** be disposed of by other means, contact the PPQ National CITES Specialist, Timothy Torbett, e-mail [timothy.j.torbett@usda.gov](mailto:timothy.j.torbett@usda.gov), or the National CITES Coordinator, John Veremis, e-mail [john.veremis@usda.gov](mailto:john.veremis@usda.gov), to discuss disposal options.

### Request Transport, Storage, and Disposal of Forfeited Material

Complete and send a [Request for Services to Transport, Store, and/or Dispose of Seized or Forfeited Shipments](#) for forfeited CITES Appendix I, Appendix II, and Appendix III, as follows:

1. Fill out a [Request for Services to Transport, Store, and/or Dispose of Seized or Forfeited Shipments](#). (See the example [Request for Services to Transport, Store, and/or Dispose of Seized or Forfeited Shipments](#) on page A-4.)
2. Note whether there is space available to continue to store the forfeited material for approximately 60 more days and the daily storage charge. (If you have not already done so, then contact the port facility where the shipment is being stored to obtain this information.)
3. If the shipment is already being held in contract storage, then **do not** complete another *Request for Services to Store, Transport, and/or Dispose of Seized or Forfeited Shipments* as the National CITES Coordinator will use the initial form.
4. Send via e-mail, the completed *Request for Services to Store, Transport, and/or Dispose of Seized or Forfeited Shipments* to the National CITES Coordinator:

E-mail: [john.veremis@usda.gov](mailto:john.veremis@usda.gov)

Subject: Request for Services to Store, Transport, and/or Dispose of  
Seized or Forfeited Shipments

Attn: National CITES Coordinator

## **Violations, Seizures, and Forfeitures**

### Violations of CITES Regulations

---

5. The contractor will contact the CBP or PPQ Point-of-Contact Officer to schedule an appointment to have the loading of the forfeited material supervised.

---

## Maintenance of CITES Documents

The CBP Agriculture Specialists, PPQ Plant Health Safeguarding Specialists, or PPQ Export Certification Specialists at the port should file and maintain associated CITES documents for the following reasons:

- ◆ Facilitate a civil or criminal proceeding
- ◆ Give immediate access to prior actions taken on seized material (in case you are asked questions about a particular action)
- ◆ Identify repeat offenders

### Filing System for Violations, Seizures, and Forfeitures

To set up a filing system for violations, seizures, and forfeitures paperwork, use the following process:

1. Give each shipment found in violation of the legislation a separate file.
2. Label each file by first listing your port name, then the last two digits of the year followed by a hyphen, then the seizure number. The seizure number starts with 01 for the first seizure of the year. Each subsequent seizure will be numbered consecutively.

**EXAMPLE** The Port of Miami's first file for 2015 would be 15-01.  
The second file for 2015 would be numbered 15-02.

3. Place *Part 5-PPQ/CBP Port Worksheet*, of *PPQ Form 624, Notice for Seizure and Proposed Forfeiture of Property Valued at \$10,000 or Less*, in the front of each file and update as necessary.
4. Add all applicable forms, such as the following:
  - ◆ *PPQ Form 623, Waiver of Forfeiture Procedures by Owner of Seized Property* (if used)
  - ◆ *PPQ Form 625, Claim and Bond* (if used)
  - ◆ *PPQ Form 626, Petition for Remission or Mitigation of Forfeiture* (if used)
  - ◆ *PPQ Form 627, Declaration of Forfeiture* (if used)
  - ◆ Other relevant documents (i.e., Officer's Statement)

Retain each file for 5 years after the last documented action is taken.



# Designated CITES Ports

## *Plant Inspection Stations CITES Staff*

### Contents

Introduction 5-1

Designated CITES Ports and Plant Inspection Stations CITES Staff 5-1

### Introduction

The [Designated CITES Ports](#) chapter contains the list of CITES ports through which CITES commodities may be imported, exported, or re-exported.

### Designated CITES Ports and Plant Inspection Stations CITES Staff

Some ports and plant inspection stations can **only** certify specific CITES commodities, which are listed under the [CITES Commodity](#) column in [Table 5-1](#).

**Table 5-1 Designated PPQ CITES Ports Directory**

State	CITES Commodity	Address	Phone and Fax	Designated Staff
Alabama	Logs and lumber and all other regulated CITES timber products	USDA-APHIS-PPQ-SPHD ATTN: CITES Mobile, AL Work Unit 505 Russell Street Starkville, MS 39759	Ph: 251/331-2497	Jeffrey Lasiter PHSS
			Ph: 251/331-3757	Chalin Street PHSS
			Ph: 251/331-9307	Gary Youngblood PHSS
Arizona	All CITES regulated plants, plant parts, and derivatives	USDA-APHIS-PPQ Plant Inspection Station 200 N. Mariposa Road, B-500 Nogales, AZ 85621	Ph: 520/285-5400 Fax: 520/287-2117	Dustin Sandberg Plant Pathologist/ Botanist

**Designated CITES Ports**

Designated CITES Ports and Plant Inspection Stations CITES Staff

**Table 5-1 Designated PPQ CITES Ports Directory (continued)**

State	CITES Commodity	Address	Phone and Fax	Designated Staff
California	All CITES regulated plants, plant parts, and derivatives	<b>USDA-APHIS-PPQ</b> Los Angeles Plant Inspection Station 222 Kansas Street El Segundo, CA 90245	Ph: 310/955-3277 Fax: 310/321-0035	Jamal Al-Henaid Botanist/ Area Identifier specializing in CITES wood identification
			Ph: 562/628-8900 Long Beach	Kristen Fox Botanist (Long Beach)
	All CITES regulated plants, plant parts, and derivatives	<b>USDA-APHIS-PPQ</b> Plant Inspection Station 9795 Via De La Amistad San Diego, CA 92154	Ph: 619/661-3029 Fax: 619/661-3047	Michael Meadows Botanist
	All CITES regulated plants, plant parts, and derivatives	<b>USDA-APHIS-PPQ</b> Plant Inspection Station 560 Eccles Ave. South San Francisco, CA 94080	Ph: 650/876-9093 Fax: 650/876-9008	Tim Torbett Botanist/ National CITES Specialist
Florida	Logs and lumber and all other regulated CITES timber products	<b>USDA-APHIS-PPQ</b> 1800 Eller Drive, Suite 414 Fort Lauderdale, FL 33316	Ph: 954/356-7080 Fax: 954/356-7113	George Robinson PHSS
				Sonia Hernandez PHSS
	Logs and lumber and all other regulated CITES timber products	<b>USDA-APHIS-PPQ</b> 2431 St. John's Bluff Road South Suite 119 Jacksonville, FL 32246	Ph: 904/620-9501 Fax: 904/620-9496	Edgardo Ramos PHSS
	All CITES regulated plants, plant parts, and derivatives	<i>Deliveries:</i> <b>USDA-APHIS-PPQ</b> Plant Inspection Station 6302 NW 36 Street Miami, FL 33122  <i>Regular USPS Mail:</i> <b>USDA-APHIS-PPQ</b> Plant Inspection Station PO Box 660520 Miami, FL 33266	Ph: 305/492-1854 Fax: 305/492-1742	Leo Castaneda Botanist/ Area Identifier specializing in CITES wood identification
				VACANT Plant Pathologist
	All CITES regulated plants, plant parts, and derivatives	<b>USDA-APHIS-PPQ</b> Plant Inspection Station 3951 Centerport Street Orlando, FL 32827	Ph: 407/541-6715 Fax: 407/541-6729	VACANT Plant Pathologist



**Table 5-1 Designated PPQ CITES Ports Directory (continued)**

State	CITES Commodity	Address	Phone and Fax	Designated Staff
<b>Georgia</b>	All CITES regulated plants, plant parts, and derivatives	<b>USDA-APHIS-PPQ</b> Plant Inspection Station 1220 Toffie Terrace Atlanta, GA 30354	Ph: 404/260-7844 Fax: 404/260-7832	Mike Creller Botanist
	Logs and lumber and all other regulated CITES timber products	<b>USDA-APHIS-PPQ</b> 5514 Export Blvd. Garden City, GA 31408-9759	Ph: 912/964-4212 Fax: 912/964-9142	Stephen Davis, OIC
				Phil Boyd-Robinson, PHSS Tim Brackney PHSS Wally Harrington, PHSS
<b>Guam</b>	All CITES regulated plants, plant parts, and derivatives	<b>USDA-APHIS-PPQ</b> Plant Inspection Station 17-3306 Neptune Avenue Barrigada, GU 96913	Ph: 671/475-1427 Fax: 671/477-9487	Russell Campbell Entomologist
<b>Hawaii</b>	Orchids Export and re-export <b>only</b>	<b>USDA-APHIS-PPQ</b> Hilo International Airport Hilo, HI 96720	Ph: 808/933-9040 Fax: 808/933-9050	Julie Ann Yogi-Chun Port Director Vincent Chun SPPQO
	All CITES regulated plants, plant parts, and derivatives	<b>USDA-APHIS-PPQ</b> Honolulu Plant Inspection Station Daniel K. Inouye International Airport (HNL) 300 Rodgers Blvd., #58 Honolulu, HI 96819	Ph: 808/834-3240 Fax: 808/861-8500	Mark Towata Botanist
<b>Illinois</b>	Ginseng roots and goldenseal; Orchids Export and re-export; and all other regulated CITES timber products	<b>USDA-APHIS-PPQ</b> 2300 E. Devon, Suite 222 Des Plaines, IL 60018	Ph: 847/699-2418 Fax: 847/699-2429	Jeffrey Coath PHSS Scot Saiki PHSS

**Designated CITES Ports**

Designated CITES Ports and Plant Inspection Stations CITES Staff

**Table 5-1 Designated PPQ CITES Ports Directory (continued)**

State	CITES Commodity	Address	Phone and Fax	Designated Staff
<b>Maryland</b>	Ginseng roots and goldenseal  Logs and lumber and all other regulated CITES timber products	<b>USDA-APHIS-PPQ</b> 2200 Broening Highway, Suite 102 Baltimore, MD 21224	Ph: 410/288-5541 Fax: 410/288-5542	Matthew Travis SPHD
<b>Michigan</b>	Imports of all Canadian origin CITES regulated plants, plant parts, and derivatives  Export of all CITES regulated plants destined to Canada	<b>USDA-APHIS-PPQ</b> 11200 Metro Airport Center Drive Suite 140 Romulus, MI 48174  <i>Exports via Detroit and Port Huron</i>	Ph: 734/942-9005 Fax: 734/942-7691	Brian Sullivan PHSS
<b>Mississippi</b>	Logs and lumber and all other regulated CITES timber products	<b>USDA-APHIS-PPQ-SPHD</b> ATTN: CITES Gulfport Work Unit 505 Russell Street Starkville, MS 39759	Ph: 228/669-6503  Ph: 228/223-1207	Beth Ann (Lutz) MacDonald PHSS <a href="mailto:Beth.A.Lotz@usda.gov">Beth.A.Lotz@usda.gov</a>  Don Haynes PHSS <a href="mailto:Donald.W.Haynes@usda.gov">Donald.W.Haynes@usda.gov</a>
<b>Missouri</b>	Ginseng roots and goldenseal and all other regulated CITES timber products	<b>USDA-APHIS-PPQ</b> 4349 Woodson Rd Suite 101 St. Louis, MO 63134	Ph: 314/389-8420 Fax: 314/389-7640	Brenda Hutchins PHSS Paul Cooper
<b>New Jersey</b>	All CITES regulated plants, plant parts, and derivatives	<b>USDA-APHIS-PPQ</b> Plant Inspection Station 1500 Lower Road Linden, NJ 07036  <i>Covers the Port of New York; Elizabeth, NJ; and Newark, NJ</i>	Ph: 908/986-9211 Fax 908/523-0148	Ana Margina Botanist

**Table 5-1 Designated PPQ CITES Ports Directory (continued)**

State	CITES Commodity	Address	Phone and Fax	Designated Staff
New York	Imports of all Canadian origin CITES regulated plants, plant parts, and derivatives	<b>USDA-APHIS-PPQ</b> 1 Peace Bridge Plaza, Suite 204 Buffalo, NY 14213	Ph: 716/249-3366 FAX:716/886-1762	Barry Wilkins PHSS <a href="mailto:barry.wilkins@usda.gov">barry.wilkins@usda.gov</a>
	Exports of all CITES regulated plants destined to Canada	<b>USDA-APHIS-PPQ</b> 6006 Sentinel Road Lake Placid, NY 12946 <i>Exports for Champlain</i>	Ph: 518/420-9779 Fax: 518/523-8088	Thomas Colarusso ECS
	All CITES regulated plants, plant parts, and derivatives	<b>USDA-APHIS-PPQ</b> JFK Plant Inspection Station 230-59 International Airport Centers Blvd., Bldg. C, Suite 100, Room 109 Jamaica, NY 11413	Ph: 718/553-3511 Fax: 718/553-3510	Keith Clancy Botanist
North Carolina	Ginseng roots and goldenseal and all other regulated CITES timber products	<b>USDA-APHIS-PPQ</b> 1809-C Associates Lane Charlotte, NC 28217	Ph: 704/424-1014 Fax: 704/357-1667	Alyson Bendzinski PHSS
	Logs and lumber and all other regulated CITES timber products	<b>USDA-APHIS-PPQ</b> 1815 Gardner Drive Wilmington, NC 28405	Ph: 910/815-4678 Fax: 910/815-4964	Catherine Wills PHSS
	Venus flytrap export <b>only</b>			Timothy Stevens, PHSS Sheena Goundie, PHSS
Oregon	Logs and lumber and all other regulated CITES timber products	<b>USDA-APHIS-PPQ</b> 6035 NE 78th Court, Suite 100 Portland, OR 97218 <i>Also handles Vancouver, WA</i>	Ph: 503/820-2742	VACANT Plant Pathologist

**Designated CITES Ports**

Designated CITES Ports and Plant Inspection Stations CITES Staff

**Table 5-1 Designated PPQ CITES Ports Directory (continued)**

State	CITES Commodity	Address	Phone and Fax	Designated Staff
<b>Pennsylvania</b>	Logs and lumber and all other regulated CITES timber products	<b>USDA-APHIS-PPQ</b> The United States Custom House 200 Chestnut Street, Suite 242A Philadelphia, PA 19106	Ph: 215/218-4971 Fax: 215/218-4974	John Baker (OIC) Stacey Marmura Entomologist
		<b>Puerto Rico</b>	All CITES regulated plants, plant parts, and derivatives	<b>USDA-APHIS-PPQ</b> Plant Inspection Station 150 Central Sector Bldg. C2, Warehouse #3 Carolina, PR 00979
<b>South Carolina</b>	Logs and lumber and all other regulated CITES timber products	<b>USDA-APHIS-PPQ</b> 4600 Goer Drive, Suite 104 North Charleston, SC 29406	Ph: 843/480-4334	Jonathan Gagnon PHSS
<b>Texas</b>	All CITES regulated plants, plant parts, and derivatives	<b>USDA-APHIS-PPQ</b> Houston Plant Inspection Station 19581 Lee Road Humble, TX 77338	Ph: 281/982-9543 Fax: 281/982-9550	Norma Diaz Botanist
	Logs and lumber and all other regulated CITES timber products	<b>USDA-APHIS-PPQ</b> 120 San Francisco Bridge II Complex, Bldg. 5, Room 505 Laredo, TX 78040	Ph: 956/726-2225 xt 29 Fax: 956/726-2322	Willis Gentry Botanist/ Plant Pathologist
	All CITES regulated plants, plant parts, and derivatives	<i>Deliveries:</i> <b>USDA-APHIS-PPQ</b> Plant Inspection Station 100 Los Indios Blvd. Los Indios, TX 78567	Ph: 956/399-2085 Fax: 956/399-4001	Elias Gonzalez OIC Oscar Mireless Botanist/ Plant Pathologist
		<i>Regular Mail:</i> <b>USDA-APHIS-PPQ</b> Plant Inspection Station P.O. Drawer Box 399 Los Indios, TX 78567		
<b>Virginia</b>	Logs and lumber and all other regulated CITES timber products	<b>USDA-APHIS-PPQ</b> 200 Granby Street, Room 331 Norfolk, VA 23510-1811	Ph: 757/441-3211 Fax: 757/441-3646	Karen Williams OIC

**Table 5-1 Designated PPQ CITES Ports Directory (continued)**

State	CITES Commodity	Address	Phone and Fax	Designated Staff
<b>Washington</b>	Imports of all Canadian origin CITES regulated plants, plant parts, and derivatives	<b>USDA-APHIS-PPQ</b> Pacific Highway Border Crossing 9901 Pacific Highway, Room E202 Blaine, WA 98230	Ph: 360/332-1766 Fax: 360/332-1395	Stacy Herron PHSS
	Export of all CITES regulated plants destined to Canada	<b>USDA-APHIS-PPQ</b> Plant Inspection Station 835 South 192nd St. Bldg. C, Suite 1600 SeaTac, WA 98148	Ph: 206/878-6604 Fax: 206/870-8043	Michael Kirkpatrick Botanist
<b>Wisconsin</b>	Ginseng roots and goldenseal and all other regulated CITES timber products	<b>USDA-APHIS-PPQ</b> 1 Gifford Pinchot Drive, Suite 229 Madison, WI 53726	Ph: 608/286/3604 Fax: 608/231-9581	Ellen Natzke PHSS

**Designated CITES Ports**

Designated CITES Ports and Plant Inspection Stations CITES Staff

---

# CBP AI CITES Port Contacts

*CITES Related Matters*

---

## Contents

[Introduction](#) **6-1**

[CBP AI Port Contacts for CITES Related Matters](#) **6-2**

---

## Introduction

The [CBP AI CITES Port Contacts](#) chapter contains the list of Customs and Border Protection (CBP) Agricultural Inspection (AI) port contacts for CITES-related matters.

## CBP AI Port Contacts for CITES Related Matters

Table 6-1 CBP-Designated Points of Contacts for CITES

CBP Field Office	Port	Address	CBP CITES POC	Phone /Fax/Email
Atlanta	Atlanta, GA	157 Trade Port Drive Atlanta, GA 30354	Gloria Weddington-Walker	Ph: 404-675-1291 Fax: 404-672-1282 <a href="mailto:gloria.c.weddington@cbp.dhs.gov">gloria.c.weddington@cbp.dhs.gov</a>
	Charleston, SC	200 East Bay Street Charleston, SC 29401	Dean Duval	Ph: 843-764-9420 Fax: 843-760-5561 <a href="mailto:dean.duval@cpb.dhs.gov">dean.duval@cpb.dhs.gov</a>
	Charlotte, NC	1901 Cross Bean Drive Charlotte, NC 28217	Susan Mantooth	Ph:980-235-1600 Fax: 980-235-1608 <a href="mailto:susan.a.mantooth@cbp.dhs.gov">susan.a.mantooth@cbp.dhs.gov</a>
	Norfolk, VA	101 East Main Street Norfolk, VA 23510	Tollie Gilliam	Ph: 757-533-4237 Fax: 757-533-4288 <a href="mailto:tollie.b.gilliam@dbp.dhs.gov">tollie.b.gilliam@dbp.dhs.gov</a>
	Raleigh, NC	2400 John Brantely Morrisville, NC 27560	Brenda Britt	Ph: 919-674-3400 Fax: 919-674-3401 <a href="mailto:brenda.s.britt@cbp.dhs.gov">brenda.s.britt@cbp.dhs.gov</a>
	Savannah, GA	1 East Bay Street Savannah, GA 31402	Robert Crowther	Ph: 912-232-7507 Fax: 912-964-7492 <a href="mailto:robert.crowther@cbp.dhs.gov">robert.crowther@cbp.dhs.gov</a>
	Wilmington, NC	721 Medical Center Drive Wilmington, NC 28401	Jim Kelley	Ph: 910-772-5900 Fax: 910-772-5907 <a href="mailto:jim.b.kelley@cbp.dhs.gov">jim.b.kelley@cbp.dhs.gov</a>
Baltimore	Baltimore, MD	40 South Gay Street, Room 110 Baltimore, MD 21202	Rena Cruz	Ph: 410-962-9306 ext. 101 <a href="mailto:rena.m.cruz@cbp.dhs.gov">rena.m.cruz@cbp.dhs.gov</a>
	Philadelphia, PA	200 Chestnut Street Room 102 Philadelphia, PA 19106	Joanne Coughlin	Ph: 856-742-3235 Fax: 856-742-1295 <a href="mailto:joanne.r.coughlin@cbp.dhs.gov">joanne.r.coughlin@cbp.dhs.gov</a>
	Washington Dulles	22685 Holiday Park Drive Suite 15 Sterling, VA 20598	Christopher Brewer	Ph: 703-661-2872 <a href="mailto:christopher.s.brewer@cbp.dhs.gov">christopher.s.brewer@cbp.dhs.gov</a>



**Table 6-1 CBP-Designated Points of Contacts for CITES (continued)**

CBP Field Office	Port	Address	CBP CITES POC	Phone /Fax/Email
<b>Buffalo</b>	Buffalo Field Office	300 Airborne Parkway Suite 300 Buffalo, NY 14225	Douglas Zahno	Ph: 716-626-6470 Fax: 716-626-7626 <a href="mailto:douglas.f.zahno@cbp.dhs.gov">douglas.f.zahno@cbp.dhs.gov</a>
	Buffalo, NY	1 Peace Bridge Plaza Buffalo, NY 14213	Brent Speicher	Ph: 716-888-4945 Fax: 716-888-5679 <a href="mailto:brent.j.speicher@cbp.dhs.gov">brent.j.speicher@cbp.dhs.gov</a>
			Paula Schaub	Ph: 716-888-4947 Fax: 716-888-5679 <a href="mailto:paula.m.schaub@cbp.dhs.gov">paula.m.schaub@cbp.dhs.gov</a>
	Champlain, NY	237 West Service Road I-87 Champlain, NY 12919	Shane Needle	Ph: 518-298-7216 Fax: 518-298-8315 <a href="mailto:shane.m.needle@cbp.dhs.gov">shane.m.needle@cbp.dhs.gov</a>
<b>Chicago</b>	Chicago, IL	5600 Pearl Street Rosemont, IL 60018	Katy Houlmont	Ph: 847-928-5711 Fax: 847-928-8252 <a href="mailto:katy.houlmont@cbp.dhs.gov">katy.houlmont@cbp.dhs.gov</a>
	St. Louis, MO	4349 Woodson Road Suite 201 St. Louis, MO 63134	Angela Vitale	Ph: 314-429-8103 Fax: 314-428-2889 <a href="mailto:angela.vitale@cbp.dhs.gov">angela.vitale@cbp.dhs.gov</a>
	Milwaukee, WI	4915 S. Howell Ave. Suite 200 Milwaukee, WI 53207	Karen Sperry	Ph: 414-486-7790 xt. 2015 Fax: 414-486-7819 <a href="mailto:karen.k.sperry@cbp.dhs.gov">karen.k.sperry@cbp.dhs.gov</a>
<b>Detroit</b>	Port of Detroit Land Border	2810 West Fort Street Detroit, MI 48216	CBP Agriculture Supervisor	Ph: 313-964-7244 Fax: 313-964-7653 <a href="mailto:ag.sup.port.3801@cbp.dhs.gov">ag.sup.port.3801@cbp.dhs.gov</a>
	Port Huron	2321 Pine Grove Ave. Port Huron, MI 48060	Melanie Lobaido	Ph: 810-989-8816 Cell: 313-409-3918 <a href="mailto:melanie.j.lobaido@cbp.dhs.gov">melanie.j.lobaido@cbp.dhs.gov</a>
			Theresa Helfrich	Ph: 810-989-8816 Cell: 313-421-6152 <a href="mailto:theresa.helfrich@cbp.dhs.gov">theresa.helfrich@cbp.dhs.gov</a>
	Sault. Ste. Marie	900 International Bridge Sault St. Marie, MI 49783	Todd White	Ph: 906-632-8822 xt 2047 Fax: 906-632-6171 <a href="mailto:todd.c.white@cbp.dhs.gov">todd.c.white@cbp.dhs.gov</a>
	Romulus Detroit Airport	2596 World Gateway Place, Bldg. 830 Detroit, MI 48242	Linda Denski	Ph: 734-941-8695 <a href="mailto:linda.denski@cbp.dhs.gov">linda.denski@cbp.dhs.gov</a>

**CBP AI CITES Port Contacts**

CBP AI Port Contacts for CITES Related Matters

**Table 6-1 CBP-Designated Points of Contacts for CITES (continued)**

CBP Field Office	Port	Address	CBP CITES POC	Phone /Fax/Email
<b>El Paso</b>	El Paso Field Office	9400 Viscount Blvd El Paso, TX 79925	Katherine Vasquez	Ph: 915-730-7208 Fax: 915-633-7392 <a href="mailto:katherine.l.basquez@cbp.dhs.gov">katherine.l.basquez@cbp.dhs.gov</a>
	El Paso Port	3600 E. Paisano Drive El Paso, TX 79905	Chad Gerber	Ph: 915-730-7037 <a href="mailto:chad.gerber@cbp.dhs.gov">chad.gerber@cbp.dhs.gov</a>
<b>Houston</b>	Houston Seaport	7141 Office City Drive Houston, TX 77087	Kenneth Western	Ph: 281-842-0302 Fax: 281-474-1331 <a href="mailto:kenneth.w.western@cbp.dhs.gov">kenneth.w.western@cbp.dhs.gov</a>
	Houston Airport	2350 N. Sam Houston Parkway E. #1000 Houston, TX 77032	Dawn Blake	Ph: 281-230-4616 Fax: 832-549-6946 <a href="mailto:dawn.blake@cbp.dhs.gov">dawn.blake@cbp.dhs.gov</a>
	Dallas/Ft. Worth	7501 Esters Blvd. Suite 160 Irving, TX 75063	Shannon Herrell	Ph: 214-587-2019 <a href="mailto:shannon.herrell@cbp.dhs.gov">shannon.herrell@cbp.dhs.gov</a> <a href="mailto:dfwagriculturemanagers@cbp.dhs.gov">dfwagriculturemanagers@cbp.dhs.gov</a>
<b>Laredo</b>	Laredo, TX	World Trade Bridge 715 Bob Bullock Loop Room 25 Laredo, TX 78045	David R. Gonzales	Ph: 956-794-9463 Fax: 956-723-0923 <a href="mailto:david.r.gonzalez@cbp.dhs.gov">david.r.gonzalez@cbp.dhs.gov</a>
	Brownsville, TX	Los Tomates (Veterans) Bridge 3300 South Expressway 77/83 Brownsville, TX 78520	Donald Cadriel	Ph: 956-983-5808 Fax: 956-983-5837 <a href="mailto:donald.h.cadriel@cbp.dhs.gov">donald.h.cadriel@cbp.dhs.gov</a>
<b>Los Angeles</b>	Los Angeles Int'l Airport	11099 S. La Cienega Blvd. Los Angeles, CA 90045	Kasey Phillips	Ph: 310-348-4694 Fax: 310-215-2166 <a href="mailto:kasey.c.phillips@cbp.dhs.gov">kasey.c.phillips@cbp.dhs.gov</a>
	Long Beach	FCL Warehouse 23011 S. Wilmington Ave. Carson, CA 90745	Tiffany Lui	Ph: 310-223-2737 xt. 508 Fax: 310-637-9303 <a href="mailto:tiffany.l.liu@cbp.dhs.gov">tiffany.l.liu@cbp.dhs.gov</a>
<b>Miami</b>	Miami/Tampa Field Office	Miami 909 SE 1 Ave., Suite 968 Miami, FL 33133	Agriculture Operation Manager	Ph: 305-810-5120 <a href="mailto:mfto-agprogrms@cbp.dhs.gov">mfto-agprogrms@cbp.dhs.gov</a>

**Table 6-1 CBP-Designated Points of Contacts for CITES (continued)**

CBP Field Office	Port	Address	CBP CITES POC	Phone /Fax/Email
<b>New Orleans</b>	New Orleans	6101 Terminal Drive Bldg. 14 New Orleans, LA 70115	Jessica Smith	Ph: 504-896-7700 Fax: 504-896-7713 <a href="mailto:jessica.smith@cbp.dhs.gov">jessica.smith@cbp.dhs.gov</a>
	Gulfport, MS	14108 Customs Blvd. Gulfport, MS 39503	Germond Jupiter	Ph: 228-863-6350 xt. 232 Fax: 228-863-6563 <a href="mailto:germond.jupiter@cbp.dhs.gov">germond.jupiter@cbp.dhs.gov</a>
	Mobile, AL	150 North Royal Street Mobile, AL 36602	Michael B. Douglas	Ph: 251-378-7610 Fax: 251-378-7679 <a href="mailto:michael.b.douglas@cbp.dhs.gov">michael.b.douglas@cbp.dhs.gov</a>
	Memphis, TN	2813 Business Park Bldg. 1 Memphis, TN 38118	Nancy King	Ph: 901-797-4276 Fax: 901-480-4093 <a href="mailto:nancy.e.king@cbp.dhs.gov">nancy.e.king@cbp.dhs.gov</a>
<b>New York</b>	New York/Newark	1210 Corbin Street Port Elizabeth, NJ 07201	Ruth Wild	Ph: 973-424-5828 Fax: 973-424-5830 <a href="mailto:ruth.a.wild@cbp.dhs.gov">ruth.a.wild@cbp.dhs.gov</a>
	JFK Int'l Airport	JFK Airport Bldg. 77 Room M46 Jamaica, NY 11430	Fred Skolnick	Ph: 718-487-5281 <a href="mailto:fred.skolnick@cbp.dhs.gov">fred.skolnick@cbp.dhs.gov</a>
			Paul Gunther	Ph: 718-487-5281 <a href="mailto:paul.g.gunther@cbp.dhs.gov">paul.g.gunther@cbp.dhs.gov</a>
<b>San Diego</b>	San Diego FO	720 East San Ysidro Blvd. San Diego, CA 92173	Leslie Gomez-Montez	Ph: 619-744-5207 <a href="mailto:leslie.d.gomez-montez@cbp.dhs.gov">leslie.d.gomez-montez@cbp.dhs.gov</a>
	Otay Mesa	9777 Via de la Amistad San Diego, CA 92154	Tina Vargas	Ph: 619-671-8184 Fax: 619-661-9714 <a href="mailto:tina.m.vargas@cbp.dhs.gov">tina.m.vargas@cbp.dhs.gov</a>
<b>San Francisco</b>	Oakland/San Francisco	700 Maritime Street Oakland, CA 94607	John Machado	Ph: 510-318-7040 <a href="mailto:john.e.machado@cbp.dhs.gov">john.e.machado@cbp.dhs.gov</a>
	Honolulu, HI	300 Ala Moana Blvd. Room 2500 Honolulu, HI 96850	Rebecca Chong	Ph: 808-356-4178 Fax: 808-356-4185 <a href="mailto:rebecca.c.chong@cbp.dhs.gov">rebecca.c.chong@cbp.dhs.gov</a>
	Portland, OR	8337 NE Alderwood Road Portland, OR 97220	Christopher Johnson	Ph: 503-326-2721 Fax: 503-326-2722 <a href="mailto:christopher.l.johnson@cbp.dhs.gov">christopher.l.johnson@cbp.dhs.gov</a>
<b>San Juan</b>	San Juan, PR St. Thomas, VI St. Croix, VI	City Plaza II Suite 3000 #48 Rd. 165 KM Guaynabo, PR 00698	Lynette Negron	Ph: 787-729-6950 Fax: 787-749-4454 <a href="mailto:lynette.negron@cbp.dhs.gov">lynette.negron@cbp.dhs.gov</a>

**CBP AI CITES Port Contacts**

CBP AI Port Contacts for CITES Related Matters

**Table 6-1 CBP-Designated Points of Contacts for CITES (continued)**

CBP Field Office	Port	Address	CBP CITES POC	Phone /Fax/Email
<b>Seattle</b>	Seattle	7 S. Nevada Street Seattle, WA 98134	Thomas Ray	Ph: 206-553-2400 <a href="mailto:thomas.s.ray@cbp.dhs.gov">thomas.s.ray@cbp.dhs.gov</a>
	Blaine	9901 Pacific Hwy Blaine, WA 98230	Scott Robinson	Ph: 360-332-2674 Fax: 360-332-1452 <a href="mailto:scott.t.robinson@cbp.dhs.gov">scott.t.robinson@cbp.dhs.gov</a>
	Sumas	103 Cherry Street Sumas, WA 98295	Charles Zins	Ph: 360-988-2971 ext. 2211 Fax: 360-988-6300 <a href="mailto:charles.j.zins@cbp.dhs.gov">charles.j.zins@cbp.dhs.gov</a>
<b>Tucson</b>	Tucson	4740 N. Oracle Road 'Suite 116 Tucson, AZ 85705	Tracy Vivanco	Ph: 520-407-2305 Fax: 520-407-2374 <a href="mailto:tracy.l.vivanco@cbp.dhs.gov">tracy.l.vivanco@cbp.dhs.gov</a>

# CITES Timber Species Common Names

## Contents

Introduction 7-1

List of Common Names for CITES Appendix I, Appendix II, and Appendix III  
Timber Species 7-1

## Introduction

This chapter includes a list of common names for CITES timber species. For additional common names, please see [Species+](#).

## List of Common Names for CITES Appendix I, Appendix II, and Appendix III Timber Species

Table 7-1 List of Common Names for CITES Appendix I, Appendix II, and Appendix III Timber Species

Scientific Name	Common Name	Other Common Names
<i>Abies guatemalensis</i>	Guatemalan fir	abeto mexicano, guayami, Mexican fir, pinabete, plumajatzin, plumajillo de montaña, sapin de Guatemala
<i>Adansonia grandidieri</i>	Giant baobab	
<i>Azelia</i> spp.	pod mahogany	
<i>Aniba rosaeodora</i>	Brazilian rosewood	bois de Rosenholzbaum, legno di rose, pau-rosa, palo de rosa, rosewood tree
<i>Araucaria araucana</i>	monkey puzzle tree	apeboom, araucaria du Chile, Chilean pine, chilensk tall, Chili pine, Chili tall, Chile pine, parana pine, pehuen, pilon, pin du Chili, pino, pino araucaria, pino de Chile, pino de Neuquén, pino de Paraná, piñonero, piñón, sapin du Chili
<i>Bulnesia sarmientoi</i>	gaiacwood	bois de gaic, gaiacwood, guajakhoz, guajaco, guajakholz, guayacan, palo balsamo, palo santo, Paraguay-lignum-vitae, true guaiac
<i>Caryocar costaricense</i>	ajillo	aji, ajo, almendrillo, almendro, almendro de bajo, almendron, cagui, firme, genenè, manu, maqui-maqui cagui, pequia, pequia brava, pete rana do terra firme, petè, pete-rana, plomillo, rana do terra, swari
<i>Cedrela</i> spp.	cedrela	Central American cedar, cedro, cigar box cedar, rose cedar, Spanish cedar

**CITES Timber Species Common Names**

List of Common Names for CITES Appendix I, Appendix II, and Appendix III Timber Species

**Table 7-1 List of Common Names for CITES Appendix I, Appendix II, and Appendix III Timber Species**

Scientific Name	Common Name	Other Common Names
<i>Dalbergia</i> spp.	rosewoods	Madagasy rosewoods
<i>Dalbergia nigra</i>	Brazilian rosewood	
<i>Diospyros</i> spp.	ebonies	
<i>Dipteryx panamensis</i>	almendro, tonka bean	almendra, almendro de montaña, amans, choiba, eboe, ìbu, iqua, Indian almond, sarrapia, tonca, yapo
<i>Fitzroya cupressoides</i>	alerce	alerzholz, fitzroy cypress, lahuan, patagonian cypress
<i>Fraxinus mandshurica</i>	manchurian ash	
<i>Gonystylus</i> spp.	ramin	ampudji, gaharu, gaheu, gara buaja, kaya garu, lanutanbagio, medang keran, melawis, ramin telur, sang su, seriangun
<i>Guaiacum</i> spp.	lignum vitae	auayacan, palo santo
<i>Guibourtia demeusei</i>	African rosewood, red bubinga	Cameroons gum copal, Congo copal, ebana
<i>Guibourtia pellegriniana</i>	rose bubinga	
<i>Guibourtia tessmannii</i>	rose bubinga	jattebubinga
<i>Khaya</i> spp.	African mahogany	
<i>Magnolia liliifera</i> var. <i>obovata</i>	magnolia	balukhat, baranthuri, boramthuri, champak, giogi, harré, safan, siffo, taungme
<i>Oreomunnea pterocarpa</i>	gavilan	campana, engelhardia pterocarpa, gavilán blanco
<i>Osyris lanceolata</i>	African sandalwood	
<i>Paubrasilia echinata</i>	Brazilwood	brasileto, ibirapitanga, orabutã, pau-Brasil, pau-de-pernambuco, pau-pernambuco, pau-rosado, peachwood, pernambuco-wood
<i>Pericopsis elata</i>	afroformosia	anyeran, asamela, assamela, assemela, awawai, ayin, baracara, benin satinwood, bohala, bohalala, bonsamdua, devils tree, egbi, ejen, golden afroformosia, iatobahy do igapo, kokriki, kokrodua, liguminosae, mekoe, mohole. obang, ole, olél pardo, peonio, redbark, satinwood, tento, wahala, yellow satinwood
<i>Pilgerodendron uviferum</i>	Pilgerodendron	Chilean cedar, ciprés, ciprés de Chile, ciprés de Cordillera, ciprés de las Islas Len, cipresso del Cile, cyprès du Chili, lahuan, lanutanbagio, libocedri dell'america meridion, patagonian cypress, patagonian pilgerodendron, ten, thuja tetragona,
<i>Pinus koraiensis</i>	Korean pine	borovica kórejská, borovice korejská, channamu, hong song, Korea-Kiefer, Koreai fenyő, pin de Corée

**Table 7-1 List of Common Names for CITES Appendix I, Appendix II, and Appendix III Timber Species**

Scientific Name	Common Name	Other Common Names
<i>Platymiscium pleiostachyum</i>	cristobal garadillo	cachimbo, cristóbal, ñambar, roble colorado
<i>Podocarpus neriifolius</i>	podocarp	amanu, black pine, brown pine, bukiti, jati bukít
<i>Podocarpus parlatoresi</i>	Parlatore's podocarp	pino blanco, pino del cerro, pino montano
<i>Prunus africana</i>	African cherry, pygeum	
<i>Pterocarpus</i> spp.	African rosewood	African kino, African teak, barwood, black camwood, Gambian kino, madobia, pallisandre du Senegal, santal, Senegal rosewood, West African rosewood, ven
<i>Quercus mongolica</i>	mongolian oak	
<i>Senna meridionalis</i>	taraby	
<i>Swietenia humilis</i>	Pacific Coast mahogany	caoba, mabu, Pacific mahogany
<i>Swietenia macrophylla</i>	bigleaf mahogany	acajou, acajou Amerique, acajou d'Amerique, acajou du Honduras, Adoa, aguano, American mahogany, Americaans mahonie, Amerikanns mahonie, ara putange, araputanga, bastard lime, bay-mahogany, baywood, belize mahogany, caòba, Honduras mahogany, mara, mogno
<i>Swietenia mahogani</i>	Caribbean mahogany	acajou, acajou de Cuba, acajou de Saint Domingue, acajou de St. Domingue, acajou des Antilles, aguano, antillen mahogani, bay mahogany, caoba, caoba de santo domingo, caoba dominicana, caobilla, chiculte, cobano, Cuban mahogany, curlet mahogany, Dominican mahogany, echites mahagani, gateado, Jamaica mahogany, Kuba mahogany, maderia, mahagani, mahog, mahogany, mahogany du pays, mahogany petites feuilles, mahok, mahoni, mongo, orura, small-leaf mahogany, West Indian mahogany, West Indies mahogany
<i>Tetracentron sinense</i>	Tetracentron	shui quing shu
<i>Widdringtonia whytei</i>	Mulanje-cedar	

**CITES Timber Species Common Names**

List of Common Names for CITES Appendix I, Appendix II, and Appendix III Timber Species

---



# Forms and Permits

---

## Contents

Introduction	<b>A-2</b>
Instructions for CBP to Order USDA Forms	<b>A-3</b>
Request for Services to Transport, Store, and/or Dispose of Seized or Forfeited Shipments	<b>A-4</b>
List of Violations	<b>A-7</b>
CITES Standard CITES Form	<b>A-9</b>
CITES Traveling Exhibition Certificate	<b>A-12</b>
CITES Traveling-Exhibition Certificate Continuation Sheet	<b>A-14</b>
FWS CITES Special Permit Condition	<b>A-15</b>
FWS Cover Letter to CITES Re-export Certificate Permittee	<b>A-16</b>
FWS Form 3-201A CITES Other Certificate (Pre-Convention)	<b>A-17</b>
FWS Form 3-201A, CITES Re-export Certificate	<b>A-18</b>
FWS Notice FWS-USDA Validation of CITES Documents for Products Containing Both CITES-listed Plants and Wildlife Species	<b>A-19</b>
PPQ Form 518, Report of Violation	<b>A-20</b>
PPQ Form 621, Application for Protected Plant Permit to Engage in Business of Importing, Exporting, or Re-exporting...	<b>A-25</b>
Purpose	<b>A-26</b>
Instructions	<b>A-26</b>
Distribution of PPQ Form 621	<b>A-26</b>
Protected Plant Permit	<b>A-27</b>
Purpose	<b>A-28</b>
Instructions	<b>A-28</b>
Distribution of ePermits Protected Plant Permit	<b>A-28</b>
PPQ Form 623, Waiver of Forfeiture Procedures by Owner of Seized Property \$10,000 or Less	<b>A-29</b>
Purpose	<b>A-30</b>
Instructions	<b>A-30</b>
Distribution and Retention of PPQ Form 623	<b>A-31</b>
PPQ Form 624, Notice for Seizure and Proposed Forfeiture of Property Valued at \$10,000 or Less	<b>A-32</b>
PPQ Form 624, Parts 1 through 4	<b>A-32</b>
Purpose	<b>A-33</b>
Instructions for Completing PPQ Form 624, Parts 1 through 4	<b>A-33</b>
Distribution and Retention of PPQ Form 624, Parts 1 through 4	<b>A-35</b>
PPQ Form 624, Part 5-PPQ/CBP Port Worksheet	<b>A-37</b>
Purpose	<b>A-38</b>

Instructions for Completing PPQ Form 624, Part 5-PPQ/CBP Port  
Worksheet **A-38**  
Distribution and Retention of PPQ Form 624, Part 5-PPQ/CBP Port  
Worksheet **A-40**  
PPQ Form 624A, Notice for Seizure of Property Valued Greater Than \$10,000  
**A-41**  
PPQ Form 624A, Parts 1 through 4 **A-41**  
Purpose **A-42**  
Instructions for Completing PPQ Form 624A, Parts 1-4 **A-42**  
Distribution and Retention of PPQ Form 624A, Notice for Seizure of  
Property Valued Greater Than \$10,000, Parts 1-4 **A-44**  
Purpose **A-46**  
Instructions for Completing PPQ Form 624A, Part 5-PPQ/CBP Port  
Worksheet **A-46**  
Distribution and Retention of PPQ Form 624A, Part 5-PPQ/CBP Port  
Worksheet **A-47**  
PPQ Form 625 Claim and Bond **A-48**  
Purpose **A-49**  
Instructions **A-49**  
Distribution of PPQ Form 625 **A-49**  
PPQ Form 626, Petition for Remission or Mitigation of Forfeiture **A-50**  
Purpose **A-51**  
Instructions **A-51**  
Distribution of PPQ Form 626 **A-51**  
PPQ Form 627, Declaration of Forfeiture **A-53**  
Purpose **A-54**  
Instructions **A-54**  
Distribution and Retention of PPQ Form 627 **A-55**

---

## Introduction

This appendix provides the reference list of violations to cite on PPQ forms, and examples and instructions for completing, distributing, and retaining PPQ forms.

---

## Instructions for CBP to Order USDA Forms

CBP Field Offices may order USDA APHIS and PPQ forms by following the procedures below:

1. Check to see if your office has a Director Field Operations (DFO) Customer Identification Number. The number starts with 34HL and has four other numbers.

**EXAMPLE** DFO Customer ID number 34HL1111.

2. Obtain a DFO Customer ID by providing the following information to the USDA forms point-of-contact, and sending via e-mail to [cathy.a.mcduffie@usda.gov](mailto:cathy.a.mcduffie@usda.gov):
  - A. Full name of the person responsible for ordering USDA forms in the DFO Office.
  - B. Full mailing address of the DFO office (**no** P.O. box).
  - C. Telephone number of the point-of-contact in the CBP Field Office.
  - D. Facsimile number of the point-of-contact in the CBP Field Office.
  - E. E-mail address of the point-of-contact in the CBP Field Office.
3. A DFO Customer Identification Number will be assigned to the CBP Field Office; and the designated point-of-contact in the CBP Field Office will be notified of the DFO Customer Identification Number.
4. Once the DFO Customer Identification Number has been assigned, the CBP Field Office person responsible for ordering USDA forms is strongly encouraged to order USDA forms via the Internet at [www.bsc.usda.gov](http://www.bsc.usda.gov).
5. As a last resort, the CBP Field Office person responsible for ordering USDA forms may FAX the order to the USDA point-of-contact (Joseph Moxey; phone 301/851-2533) ; however, ordering USDA forms by FAX could lead to delays.
6. The CBP Field Office person ordering USDA forms **must** use the same DFO Customer Identification Number for all forms orders. Order **only** the forms and quantity needed and reorder when necessary. **Do not** order large quantities of USDA forms. Forms take approximately 5-10 days to arrive after receipt of order.

## Request for Services to Transport, Store, and/or Dispose of Seized or Forfeited Shipments

**Request for Services to Transport, Store, and/or Dispose of Seized or Forfeited Shipments**

**1. Seizure Number**  
(see Forfeiture Number/Port File Number)

**2. Description of Commodity**  
(example: rough-sawn lumber)

**3. Quantity and Unit**  
list lumber in cubic meters; list veneer in square meters  
(examples: 340 cubic meters; 100 square meters; 250 cartons, 40 boxes; 1,500 dowels; 10,000 pieces in 250 boxes; 45 pieces on 15 pallets)

**4. Common Name of Wood**

**5. Scientific Name of Wood**

**6. Country of Origin**  **7. Weight in Kilograms**

**8. Dimensions of the Shipment**  
measure as one unit, then enter the length, width, and height in feet to determine the truck size needed to transport the shipment  
Length  Width  Height

**9. Value of Shipment** \$  **10 a. Is the shipment on pallets?**  YES  NO  
**10b. If YES, are pallets part of the shipment?**  YES  NO

**11. Location of Seized Material**  
name of the facility and complete address

**12. CBP or PPQ Point-of-Contact**  CBP  PPQ

**13. Storage Charges Accrued-to-date** \$  **14. Amount the dock, pier, or warehouse will continue to charge on a daily basis** \$

**15. Date the Forfeited Property Valued at \$10,000 or Less can Be Disposed**  
must be the date PPQ Form 627 was sent plus 60 days and not before

If forfeited property is greater than \$10,000 value, then PPQ Headquarters will notify the contractor of the disposal date

Figure A-1 Example of Request for Services to Transport, Store, and/or Dispose of Seized or Forfeited Shipments

## Purpose

The *Request for Services to Transport, Store, and/or Dispose of Seized or Forfeited Shipments* worksheet is part of the process to obtain the transportation, storage, and if applicable, disposal cost of seized or forfeited material. See [page 4-14](#) through [page 4-23](#) for additional information,

## Instructions

Obtain a fillable copy of *Request for Services to Transport, Store, and/or Dispose of Seized or Forfeited Shipments* (click link to access), and complete the request as instructed in [Table A-2](#) below.

**Table A-2 Instructions for Completing Request for Services to Transport, Store, and/or Dispose of Seized or Forfeited Shipments**

Block		Instructions
1	Seizure Number	ENTER the forfeiture number or port file number
2	Description of Commodity	ENTER a description of the material seized or forfeited
3	Quantity and Unit	LIST the quantity and unit of the material seized
4	Common Name of Wood	LIST the common name of the wood the material or articles are derived
5	Scientific Name	LIST the scientific name of the seized wood
6	Country of Origin	LIST the country where the wood originated
7	Weight in Kilograms	LIST, in kilograms, the weight of the shipment or wood seized or forfeited
8	Dimensions of the Shipment	MEASURE the material seized as one entire unit, and ENTER the dimensions in feet
9	Value of Shipment	LIST the value of the items seized or forfeited
10a	Is the shipment on pallets?	CLICK the appropriate YES or NO button
10b	If YES, are pallets part of the shipment?	If the pallets were removed and seized as part of the shipment then click YES; if not, click NO
11	Location of Seized Material	LIST the name of the facility where the seized material is currently located, and the complete address of the facility
12	CBP or PPQ Point-of-contact	If CBP is the point-of-contact, then CLICK the CBP button and ENTER the CBP point-of-contact's name and phone number  If PPQ is the point-of-contact, then CLICK the PPQ button and ENTER the PPQ point-of-contact's name and phone number
13	Storage Charges Accrued-to-date	If there are any storage costs as of today, then LIST the storage costs  If there are <b>no</b> storage costs as of today, then ENTER a 0

**Forms and Permits**

Request for Services to Transport, Store, and/or Dispose of Seized or Forfeited Shipments

---

**Table A-2 Instructions for Completing Request for Services to Transport, Store, and/or Dispose of Seized or Forfeited Shipments (continued)**

Block		Instructions
14	Amount the dock, pier, or warehouse will continue to charge on a daily basis	ASK the dock, pier, or warehouse how much they will continue to charge each day for storing the shipment
15	Date the Forfeited Property Valued at \$10,000 or Less can Be Disposed	If the shipment is valued at \$10,000 or under, COUNT from the date PPQ Form 627 was sent plus 60 days and ENTER the disposal date  If the forfeited property is valued greater than \$10,000, then PPQ Headquarters will notify the contractor of the disposal date

**Distribution of Request for Services to Transport, Store, and/or Dispose of Seized or Forfeited Shipments**

E-mail the completed worksheet to the National CITES Coordinator:

E-mail: [john.veremis@usda.gov](mailto:john.veremis@usda.gov)

Subject: Request for Services to Transport, Store, and/or Dispose of Seized or Forfeited Shipments

Attn: National CITES Coordinator

The contractor will contact the CBP or PPQ Point-of-contact Officer to schedule an appointment to have the loading of the forfeited material supervised.

## List of Violations

Use the violations listed in [Figure A-3](#) as a reference for the citation of regulations for CITES violations when completing PPQ Form 518, and the seizure and forfeiture forms PPQ Form 623, PPQ Form 624, PPQ Form 624A, and PPQ Form 627.

**Table A-3 Reference for CITES Violations Citation of Regulations on Applicable PPQ Forms 518, 623, 624, 624A, and 627**

Regulation	Violation	Acceptable forms to cite regulation as appropriate
16 USC 1538(c)(1)	Any violation of CITES	PPQ Form 518 PPQ Form 623
50 CFR 23.13	Any violation of CITES	PPQ Form 624
50 CFR 23.20	Violation involving the CITES document requirement for Appendix I, II, or III specimens in international trade	PPQ Form 624A PPQ Form 627
50 CFR 23.23	Violation involving the required information on a CITES document	
50 CFR 23.26	Violation involving the validity and acceptance of CITES documents	
50 CFR 23.35	Violation involving the import permit requirement for a CITES Appendix I specimen	
50 CFR 23.36	Violation involving the export permit requirement for a CITES Appendix I, II, or III specimen	
50 CFR 23.37	Violation involving the re-export certificate requirement for a CITES Appendix I, II, or III specimen	
50 CFR 23.38	Violation involving the CITES certificate of origin requirement for a CITES Appendix III specimen	
50 CFR 23.40	Violation involving the certificate requirement for an artificially propagated (plantation grown) CITES Appendix I, II, or III specimen grown for <b>noncommercial</b> purposes, or an Appendix II or III specimen grown for commercial or <b>noncommercial</b> purposes	
50 CFR 23.45	Violations involving the pre-Convention certificate requirement for a CITES Appendix I, II, or III specimen	
50 CFR 23.47	Violation involving the permit requirement for an artificially propagated (plantation grown) CITES Appendix I specimen for commercial purposes	
50 CFR 24.11 & 24.12	Violations involving the import, export, or re-export of any CITES species through a non-designated port	
16 USC 1538(f)(1)	Violations involving the import, export, or re-export of any CITES species through a non-designated port	
7 CFR 355.11	Violations of the <i>Protected Plant Permit (PPP)</i> requirement for commercial importation, exportation, or re-exportation of CITES species	PPQ Form 518 <sup>1</sup>

**Forms and Permits**

List of Violations

**Table A-3 Reference for CITES Violations Citation of Regulations on Applicable PPQ Forms 518, 623, 624, 624A, and 627 (continued)**


Regulation	Violation	Acceptable forms to cite regulation as appropriate
7 CFR 355.20	Violations of the marking and notification requirements for CITES species imported, exported, or re-exported by means <b>other than</b> the mail	
7 CFR 355.21	Violations of the marking and notification requirements for CITES species imported, exported, or re-exported by mail	
7 CFR 355.22(a)	Violations of the requirement to have CITES documentation validated prior to the movement of an import of a CITES species from the Customs inspection area	
7 CFR 355.22(b)	Violations of the requirement to have CITES documentation validated prior to the exportation or re-exportation of a CITES species	
7 CFR 355.23	Violations of the requirements involving record keeping, access, and reports for the commercial importation, exportation, or re-exportation of CITES species	

1 If the violation warrants seizure and forfeiture, then citation of 7CFR 355 may be used on PPQ Forms 623, 624, 624A, and 627. See [Step 1: Determine if a Violation of USDA Regulations Concerning CITES Regulated Plants Exists](#) on page 4-3.



## CITES Standard CITES Form

The location of blocks in the Standard CITES form may be in different locations depending on the country issuing the form.

Annex 2		Standard CITES form													
 <b>CONVENTION ON INTERNATIONAL TRADE IN ENDANGERED SPECIES OF WILD FAUNA AND FLORA</b>		<b>PERMIT/CERTIFICATE No.</b> <input type="checkbox"/> EXPORT <input type="checkbox"/> RE-EXPORT <input type="checkbox"/> IMPORT <input type="checkbox"/> OTHER:		<b>Original</b> 2. Valid until											
3. Importer (name and address)		4. Exporter/re-exporter (name, address and country)													
3a. Country of import		Signature of the applicant													
5. Special conditions  <small>If for live animals, this permit or certificate is valid only if the transport conditions comply with the IATA Live Animals Regulations; if for live plants, with the IATA Perishable Cargo Regulations</small>		6. Name, address, national seal/stamp and country of Management Authority													
5a. Purpose of the transaction (see reverse)		5b. Security stamp no.													
7.B. Scientific name (genus and species) and common name of animal or plant		9. Description of specimens, including identifying marks or numbers (age/sex if live)		10. Appendix no. and source (see reverse)	11. Quantity (including unit)										
7.B.		9.		10.	11.										
11a. Total exported/Quota															
11a.															
A		12. Country of origin * Permit no. Date		12a. Country of last re-export Certificate no. Date	12b. No. of the operation ** or date of acquisition ***										
B		12. Country of origin * Permit no. Date		12a. Country of last re-export Certificate no. Date	12b. No. of the operation ** or date of acquisition ***										
C		12. Country of origin * Permit no. Date		12a. Country of last re-export Certificate no. Date	12b. No. of the operation ** or date of acquisition ***										
D		12. Country of origin * Permit no. Date		12a. Country of last re-export Certificate no. Date	12b. No. of the operation ** or date of acquisition ***										
* Country in which the specimens were taken from the wild, bred in captivity or artificially propagated (only in case of re-export) ** Only for specimens of Appendix I species bred in captivity or artificially propagated for commercial purposes *** For pre-Convention specimens															
13. This permit/certificate is issued by:															
Place		Date		Security stamp, signature and official seal											
14. Export endorsement:		15. Bill of Lading/Air waybill number:													
<table border="1"> <thead> <tr> <th>Block</th> <th>Quantity</th> </tr> </thead> <tbody> <tr> <td>A</td> <td></td> </tr> <tr> <td>B</td> <td></td> </tr> <tr> <td>C</td> <td></td> </tr> <tr> <td>D</td> <td></td> </tr> </tbody> </table>		Block	Quantity	A		B		C		D		Port of export		Date	
Block	Quantity														
A															
B															
C															
D															
		Signature		Official stamp and title											

**CITES PERMIT/CERTIFICATE No.**

Figure A-2 Example of Standard CITES Form (front) (Annex 2, Conference Resolution 12.3 (Rev. CoP15))

### Instructions and explanations

(These correspond to block numbers on the form)

1. Tick the square which corresponds to the type of document issued (export permit, re-export certificate, import permit or other). If the box "other" has been ticked, the type of document must be indicated. The original number is a unique number allocated to each document by the Management Authority.
2. For export permits and re-export certificates, the date of expiry of the document may not be more than six months after the date of issuance (one year for import permits).
3. **Complete** name and address of the importer.
- 3a. The name of the country must be written in full.
4. **Complete** name and address of the exporter/re-exporter. The name of the country must be stated. The absence of the signature of the applicant renders the permit or certificate invalid.
5. Special conditions may refer to national legislation or special conditions placed on the shipment by the issuing Management Authority. This block can also be used to justify the omission of certain information.
- 5a. The following codes should be used: **T** for commercial, **Z** for zoo, **G** for botanical garden, **Q** for circus or travelling exhibition, **S** for scientific, **H** for hunting trophy, **P** for personal, **M** for medical, **E** for education, **N** for reintroduction or introduction into the wild, **B** for breeding in captivity or artificial propagation and **L** for law enforcement / judicial / forensic.
- 5b. Indicate the number of the security stamp affixed in block 13.
6. The name, address and country of the issuing Management Authority should already be printed on the form.
- 7-8. Indicate the scientific name (genus and species, where appropriate subspecies) of the animal or plant as it appears in the Convention Appendices or the reference lists approved by the Conference of the Parties, and the common name of the animal or plant as known in the country issuing the permit.
9. Describe, as precisely as possible, the specimens entering trade (live animals, skins, flanks, wallets, shoes, etc.). If a specimen is marked (tags, identifying marks, rings, etc.), whether or not this is required by a Resolution of the Conference of the Parties (specimens originating in a ranching operation, specimens subject to quotas approved by the Conference of the Parties, specimens of Appendix-I species bred in captivity for commercial purposes, etc.), indicate the number and type of mark. The sex and age of the live animals should be recorded, if possible.
10. Enter the number of the Appendix of the Convention (I, II or III) in which the species is listed.  
Use the following codes to indicate the source:  
**W** Specimens taken from the wild  
**R** Ratched specimens: specimens of animals reared in a controlled environment, taken as eggs or juveniles from the wild, where they would otherwise have had a very low probability of surviving to adulthood.  
**D** Appendix-I animals bred in captivity for commercial purposes in operations included in the Secretariat's Register, in accordance with Resolution Conf. 12.10 (Rev. CoP15), and Appendix-I plants artificially propagated for commercial purposes, as well as parts and derivatives thereof, exported under the provisions of Article VII, paragraph 4, of the Convention  
**A** Plants that are artificially propagated in accordance with Resolution Conf. 11.11 (Rev. CoP15), as well as parts and derivatives thereof, exported under the provisions of Article VII, paragraph 5 (specimens of species included in Appendix I that have been propagated artificially for non-commercial purposes and specimens of species included in Appendices II and III)  
**C** Animals bred in captivity in accordance with Resolution Conf. 10.16 (Rev.), as well as parts and derivatives thereof, exported under the provisions of Article VII, paragraph 5  
**F** Animals born in captivity (F1 or subsequent generations) that do not fulfil the definition of 'bred in captivity' in Resolution Conf. 10.16 (Rev.), as well as parts and derivatives thereof  
**U** Source unknown (**must be justified**)  
**I** Confiscated or seized specimens  
**O** Pre-Convention specimens (may be used with other source codes).
11. The quantity and units indicated should conform to the most recent version of the *Guidelines for the preparation and submission of CITES annual reports*.
- 11a. Indicate the total number of specimens exported in the current calendar year (1 January to 31 December) (including those covered by the present permit) and the current annual quota for the species concerned (for example 500/1000). This should be done for the national quotas as well as for those determined by the Conference of the Parties.
12. The country of origin is the country in which the specimens were taken from the wild, bred in captivity or artificially propagated, except in the case of plant specimens that cease to qualify for an exemption from the provisions of CITES. In such instances, the country of origin is deemed to be the country in which the specimens ceased to qualify for the exemption. Indicate the number of the permit or certificate of the exporting country and the date of issuance. If all or part of the information is not known, this should be justified in block 5. This block must only be completed in case of re-exports;
- 12a. The country of last re-export is the country from which the specimens were re-exported before entering the country in which the present document is issued. Enter the number of the re-export certificate of the country of last re-export and its date of issuance. If all or part of the information is not known, this should be justified in block 5. This block must only be completed in case of re-export of specimens previously re-exported.
- 12b. The "No. of the operation" is the number of the registered captive-breeding or artificial propagation operation. The "date of acquisition" is defined in Resolution Conf. 13.6 and is required only for pre-Convention specimens.
13. To be completed by the official who issues the permit. The name of the official must be written in full. The security stamp must be affixed in this block and must be cancelled by the signature of the issuing official and a stamp or seal. The seal, signature and security-stamp number should be clearly legible.
14. To be completed by the official who inspects the shipment at the time of export or re-export. Enter the quantities of specimens actually exported or re-exported. Strike out the unused blocks.
15. Enter the number of the bill of lading or air way-bill if the method of transport used requires the use of such a document.

The document must be written in one of the three working languages of the Convention (English, Spanish or French) or must include a full translation into one of these three languages. Exported and re-exported specimens should not appear on the same document unless it is clearly indicated which specimens are being exported and which re-exported.

AFTER USE THIS DOCUMENT MUST BE RETURNED TO A MANAGEMENT AUTHORITY OF THE IMPORTING COUNTRY.

Figure A-3 Example of Standard CITES Form (back) (Conf. Resolution 12.3 Rev. CoP15)

## Annex 1

### Annex 1

### Information that should be included in CITES permits and certificates

- a) The full name and the logo of the Convention
  - b) The complete name and address of the Management Authority issuing the permit
  - c) A unique control number
  - d) The complete names and addresses of the exporter and importer
  - e) The scientific name of the species to which the specimens belong (or the subspecies when it is relevant in order to determine in which Appendix the taxon concerned is included) in accordance with the adopted standard nomenclature
  - f) The description of the specimens, in one of the Convention's three working languages, using the nomenclature of specimens distributed by the Secretariat
  - g) The numbers of the marks appearing on the specimens if they are marked or if a Resolution of the Conference of the Parties prescribes marking (specimens from ranches, subject to quotas approved by the Conference of the Parties, originating from operations which breed animals included in Appendix I in captivity for commercial purposes, etc.) or, in the case of marking with microchip transponders, the microchip codes, the name of the transponder manufacturer, and, where possible, the location of the microchip in the specimen
  - h) The Appendix in which the species or subspecies or population is listed. NB: This does not change even if the specimen concerned is deemed to be included in a different Appendix. For example, although specimens of Appendix-I species bred in captivity for commercial purposes are deemed to be specimens of species included in Appendix II, the species remains listed in Appendix I, and this should be specified on the permit or certificate.
  - i) The source of the specimens
  - j) The quantity of specimens and, if appropriate, the unit of measure used
  - k) The date of issue and the date of expiry
  - l) The name of the signatory and his/her handwritten signature for paper permits and certificates or its electronic equivalent for electronic permits and certificates
  - m) The embossed seal or ink stamp of the Management Authority or its electronic equivalent
  - n) A statement that the permit, if it covers live animals, is only valid if the transport conditions comply with the *IATA Live Animals Regulations* or, if it covers plants, with the *IATA Perishable Cargo Regulations*
  - o) The registration number of the operation, attributed by the Secretariat, when the permit involves specimens of a species included in Appendix I that originate from an operation practising breeding in captivity or artificial propagation for commercial purposes (Article VII, paragraph 4), and the name of the operation when it is not the exporter
  - p) The actual quantity of specimens exported, certified by the stamp or seal and signature of the authority that carried out the inspection at the time of the exportation
- To be included in certificates of origin only**
- q) A statement that the specimens originate in the country that issued the certificate.

Figure A-4 Information That Should be Included in CITES Permits and Certificates (Annex 1 to Conference Resolution 12.3 (Rev. CoP15))

## CITES Traveling Exhibition Certificate

<b>CONVENTION ON INTERNATIONAL TRADE IN ENDANGERED SPECIES OF WILD FAUNA AND FLORA</b>		<b>TRAVELLING-EXHIBITION CERTIFICATE</b>	
		<b>Original</b>	
3. Owner of specimen(s) (name, permanent address and country of registration)    <hr style="width: 80%; margin-left: 0;"/> Signature of owner		1. Certificate no.	2. Valid until
		4. Name, address, national seal/stamp and country of issuing Management Authority    <div style="text-align: center; font-size: 2em; opacity: 0.5;"> </div>	
5. Special conditions: a) Valid for multiple cross-border movements. Owner to retain original form b) The specimen/s covered by this certificate may not be sold or otherwise transferred in any State other than the State in which the exhibition is based and registered. This certificate is non-transferable. If the specimen/s dies/die, is/are stolen, destroyed, lost, sold or otherwise transferred, this certificate must be immediately returned by the owner to the issuing Management Authority c) This certificate is not valid unless accompanied by a continuation sheet  <small>If for live animals, this certificate is valid only if the transport conditions comply with the IATA Live Animals Regulations, if for live plants, with the IATA Perishable Cargo Regulations</small>			
6. Country of import <b>Various</b>	7. Purpose of the transaction <b>Q</b>	8. Security stamp no.	
9. Scientific name (genus and species) and common name of species	10. Description of specimen/s, including identifying marks or numbers, age, sex	11. Quantity  12. Appendix no. and source	
13. Country of origin	14. Permit no. and date	15. Exhibition registration number	16. Date of acquisition, if pre-Convention
17. This certificate is issued by:   <hr style="width: 80%; margin-left: 0;"/> <div style="display: flex; justify-content: space-between;"> <span>Place</span> <span>Date</span> <span>Security stamp, signature and official seal</span> </div>			
18. Additional conditions			
19. Customs endorsement (see Continuation sheet)			

**TRAVELLING-EXHIBITION CERTIFICATE No.**

Figure A-5 Example of a CITES Traveling-Exhibition Certificate (CoP15)

### Instructions and explanations


(These correspond to the block numbers on the form)

1. A unique number should be generated by the issuing Management Authority for the certificate.
2. The date of expiry of the document may not be more than three years after the date of issuance.
3. Complete the full name, permanent address and country of the owner of the specimen covered by the certificate. Absence of the signature of the owner renders the certificate invalid.
4. The name, address and country of the issuing Management Authority should already be pre-printed on the form.
5. This block has been pre-printed to indicate the validity of the certificate for multiple cross-border movements of the specimen/s with its/their exhibition for exhibition purposes only and to clarify that the certificate is not to be collected but is to remain with the specimen/owner. This block also can be used to justify the omission of certain information.
6. This block has been pre-printed to indicate that cross-border movement is permitted to any country accepting this certificate as a matter of national law.
7. This block has been pre-printed with the code Q for circuses and travelling exhibitions.
8. Indicate the number of the security stamp affixed in block 17.
9. Indicate the scientific name (genus and species, where appropriate subspecies) of the species as it appears in the Convention Appendices or the reference lists approved by the Conference of the Parties, and the common name as known in the country issuing the certificate.
10. Describe, as precisely as possible, the specimen/s covered by the certificate, including identifying marks (tags, rings, unique markings, etc.) sufficient to permit the authorities of the Party into which the exhibition enters to verify that the certificate corresponds to the specimen/s covered. The sex and age, at the time of the issuance of the certificate, should be recorded, where possible.
11. Indicate the total number of specimens. In the case of live animals it should normally be one. If more than one specimen, state "see attached inventory".
12. Enter the number of the Appendix of the Convention (I, II, or III) in which the species is listed. Use the codes below to indicate the source. This certificate may not be used for specimens with source code **W**, **R**, **F** or **U** unless they are pre-Convention specimens and the code **O** is also used.
  - W** Specimens taken from the wild
  - R** Ranched specimens: specimens of animals reared in a controlled environment, taken as eggs or juveniles from the wild, where they would otherwise have had a very low probability of surviving to adulthood.
  - A** Plants that are artificially propagated in accordance with Resolution Conf. 11.11 (Rev. CoP15), as well as parts and derivatives thereof, exported under the provisions of Article VII, paragraph 5, of the Convention (specimens of species included in Appendix I that have been propagated artificially for non-commercial purposes and specimens of species included in Appendices II and III)
  - C** Animals bred in captivity in accordance with Resolution Conf. 10.16 (Rev.) and exported under the provisions of Article VII, paragraph 5
  - F** Animals born in captivity (F1 or subsequent generations) that do not fulfil the definition of "bred in captivity" in Resolution Conf. 10.16 (Rev.)
  - U** Source unknown (must be justified)
  - O** Pre-Convention specimens (may be used in conjunction with any other code).
13. The country of origin is the country in which the specimens were taken from the wild or bred in captivity.
14. Indicate the number of the export permit of the country of origin and the date of issuance. If all or part of that information is not known, this should be justified in block 18.
15. This block must contain the exhibition registration number.
16. Enter the date of acquisition only for pre-Convention specimens.
17. To be completed by the official who issues the certificate. A certificate may only be issued by the Management Authority of the country where an exhibition is based and only when the owner of the exhibition has registered full details of the specimen with that Management Authority. The name of the issuing official must be written in full. The security stamp must be affixed in this block and must be cancelled by the signature of the issuing official and a stamp or seal. The seal, signature and security stamp number should be clearly legible.
18. This block may be used to refer to national legislation or additional special conditions placed on the cross-border movement by the issuing Management Authority.
19. This block has been pre-printed to refer to the attached Continuation Sheet, which should indicate all cross-border movements.

**SUBJECT TO 5 ABOVE, UPON EXPIRATION, THIS DOCUMENT MUST BE RETURNED TO THE ISSUING MANAGEMENT AUTHORITY.**


Figure A-6 Example of a CITES Traveling-Exhibition Certificate (back) (CoP15)

## CITES Traveling-Exhibition Certificate Continuation Sheet

 <p><b>CONVENTION ON INTERNATIONAL TRADE IN ENDANGERED SPECIES OF WILD FAUNA AND FLORA</b></p>	<p align="center"><b>TRAVELLING-EXHIBITION CERTIFICATE CONTINUATION SHEET</b></p> <p align="center">Page _____ of _____</p>		
<p>1. Original certificate no.</p>	<p>4. Name, address, national seal/stamp and country of Management Authority</p>		
<p>8. Security stamp no.</p>			
<p>17. This certificate is issued by:</p>			
Place	Date	Security stamp, signature and official seal	
Port of export or re-export	Date	Signature	Official stamp
Port of export or re-export	Date	Signature	Official stamp
Port of export or re-export	Date	Signature	Official stamp
Port of export or re-export	Date	Signature	Official stamp
Port of export or re-export	Date	Signature	Official stamp
Port of export or re-export	Date	Signature	Official stamp

**Figure A-7 Example of a CITES Traveling-Exhibition Certificate Continuation Sheet (CoP15)**

## FWS CITES Special Permit Condition



ADDRESS ONLY THE DIRECTOR  
FISH AND WILDLIFE SERVICE

### United States Department of the Interior

FISH AND WILDLIFE SERVICE  
Washington, D.C. 20240

PRT-032756

#### SPECIAL PERMIT CONDITION

**BRAVO International Hardwoods**

1. Permittee must attach copies of the Country of origin CITES permit or certificate, under which the lumber was imported, to the copy of U.S. CITES re-export certificate. The copies of the Country of origin CITES document should have the USDA-APHIS-PPQ Inspected & Released stamp. To protect proprietary business information, the permittee may redact the supplier's name and address on the Country of origin document copy which is attached to the U.S. re-export certificate accompanying the shipment.
2. A copy of the Country of origin CITES document, with the USDA-APHIS-PPQ Inspected & Released stamp, must also be attached to the copy of the U.S. re-export certificate that is mailed to the Division of Management Authority by the inspecting official.
3. List only one Country of origin CITES document on each copy of the U. S. re-export certificate and attach the corresponding copy of the Country of origin CITES document.
4. On the U.S. re-export certificate copy, complete:  
Block 4: Write in the name and address of the Consignee on the copy.  
Block 5: **Write the shipment number. Each shipment must have a unique number in this blank.**  
Block 11: Write in the quantity (must be in cubic meters) being re-exported.  
Blocks 12: Write in the name of the Country from whom you imported the lumber (ex. Bolivia, Brazil, etc.); write in the Country of origin CITES permit or certificate number and the date the country of origin permit or certificate was issued. This must be the CITES permit or certificate that the lumber was imported under.

\_\_\_\_\_

DATE

\_\_\_\_\_

BRANCH OF PERMITS  
U.S. MANAGEMENT AUTHORITY

Figure A-8 Example of FWS CITES Special Permit Condition



## FWS Cover Letter to CITES Re-export Certificate Permittee



### United States Department of the Interior

FISH AND WILDLIFE SERVICE  
Washington, D.C. 20210

Dear Bigleaf Mahogany re-export permittee:

Enclosed is your U.S. CITES re-export certificate. **Please be sure to read the permit conditions and use the re-export certificate correctly, as follows:**

- Make a copy of the U.S. re-export certificate.
- On the U.S. re-export certificate copy, complete:  
Block 4: Write in the name and address of the Consignee on the copy.  
**Block 5: Write the shipment number. Each shipment must have a unique number in this blank.**  
Block 11: Write in the quantity (must be in cubic meters) being re-exported.  
Block 12: Write in the name of the Country from whom you imported the lumber (ex. Bolivia, Peru, etc.); write in the Country of origin CITES permit or certificate number and the date the country of origin permit or certificate was issued. This must be the CITES permit or certificate that the lumber was imported under.  
  
**Note:**List only one Country of origin CITES document on each copy of the U.S. re-export certificate. You can have multiple re-export certificates validated for a shipment. You must list the exact Country of Origin CITES document under which material was imported on the re-export certificate.
- Attach a copy of the Country of origin CITES permit or certificate of origin to the U.S. CITES re-export certificate. Please note the country of origin CITES document should have been stamped USDA/APHIS/PPQ "Inspected and Released". If you are concerned about the Consignee seeing the name of your supplier on the attached Country of origin CITES document you may redact (black out) their name and address on the copy.
- Make an additional copy of the completed U.S. re-export certificate, with the attached country of origin CITES document, that will be mailed to our office by the USDA/APHIS/PPQ Inspecting official. You may also want to make a copy for your records.
- Have the U.S. re-export certificate copies validated by a USDA/APHIS/PPQ Inspecting official: one to accompany the shipment and one to be mailed to our office.
- Your U.S. re-export is only valid for a 6 month period (see block 2 for the expiration date of your certificate). Your re-export certificate must be valid for you to re-export bigleaf mahogany lumber. A renewal application may be obtained from <http://forms.fws.gov>, form 3-200-52. Please allow 30 days for the processing of the renewal.

If you have questions, contact Amy Brisendine, at the Division of Management Authority, 4401 North Fairfax Drive, Room 700, Arlington, Virginia 22203, (703-358-2441).

Figure A-9 Example of FWS Re-export Certificate Cover Letter to Permittee



## FWS Form 3-201A CITES Other Certificate (Pre-Convention)

FORM 3-201A (1/97)		CONVENTION ON INTERNATIONAL TRADE IN ENDANGERED SPECIES OF WILD FAUNA AND FLORA		Page 1 of 1							
<input type="checkbox"/> EXPORT PERMIT <input type="checkbox"/> RE-EXPORT CERTIFICATE <input checked="" type="checkbox"/> OTHER CERTIFICATE (see block 9)		1. Original Permit/Certificate No. <b>04US082599/9</b>		2. Valid until <b>08/22/2004</b>							
		3. Permittee (name and address, country)		4. Consignee (name and address, country)							
5. Special Conditions MUST COMPLY WITH ATTACHED GENERAL CONDITIONS FOR PLANTS. MUST EXPORT THROUGH A USDA OR CUSTOMS AND BORDER PROTECTION DESIGNATED PORT. PERMIT MUST BE VALIDATED BY THE USDA OR CUSTOMS AND BORDER PROTECTION PRIOR TO EXPORT. MUST MEET JAPANESE IMPORT REQUIREMENTS.  <i>For live animals, only valid if the transport conditions comply with the CITES Guidelines for Transport of Live Animals or, in the case of air transport, with 16 CFR 17.15 Live Animals Regulations.</i>		5a. Purpose of Transaction <b>T</b>	5b. Security No. <b>027972</b>								
6. U.S. Management Authority DIVISION OF MANAGEMENT AUTHORITY U.S. FISH AND WILDLIFE SERVICE DEPARTMENT OF THE INTERIOR WASHINGTON, D.C. 20240 UNITED STATES OF AMERICA  02/23/2004 Issuing Date U.S. CITES Management Authority		United States Management Authority AUTHORITY: Endangered Species Act of 1973 (16 USC 1531 et. seq.)									
		7. Common Name and Scientific name (genus and species) of Animal or Plant A. Common Name BRAZILIAN ROSEWOOD Scientific Name DALBERGIA NIGRA		9. Description of Part or Derivative, including identifying marks or numbers (age/sex if live) 9. PRE-CONVENTION: GUITARS WITH BRAZILIAN ROSEWOOD FINGERBOARDS; 1965 FENDER ELECTRIC, STRATOCASTER, SERIAL # 137897; 1964 FENDER ELECTRIC, STRATOCASTER, SERIAL # L35936.		10. Appendix No. and Source 10. 1 W 11. Quantity (including units) 2 NO 11a. Total Exported/Quota					
12. Country of Origin UNKNOWN		Permit/Certificate No.		Date of Issue							
12a. Country of Last Re-export		Re-export Certificate No.		Date of Issue							
12b. Breeding Operation No.		12c. Pre-Convention: Date of Acquisition 1964, 1965									
B. Common Name		9.		10.							
Scientific Name		11. Quantity (including units)		11a. Total Exported/Quota							
12. Country of Origin		Permit/Certificate No.		Date of Issue							
12a. Country of Last Re-export		Re-export Certificate No.		Date of Issue							
12b. Breeding Operation No.		12c. Pre-Convention: Date of Acquisition									
13. Export/ Re-export Endorsement: The official who inspects shipment upon exportation / re-exportation must enter the total quantities of specimens being exported / re-exported in this block.		14. Bill of Lading/Air Way-Bill Number MoLU-1675436-03  Port of Exportation / Re-exportation JAMAICA, NEW YORK  Total No. of Shipping Containers 2 CONT.		15. This document valid only with inspecting official's ORIGINAL stamp, signature and date in this block.  <b>RELEASED</b> JFKIA--JAMAICA, NY USDA, APHIS, PPO [Signature] Inspecting Official's Stamp, Signature and Date MARCH 6, 2004							
See Block 7 <table border="1" style="width: 100%; border-collapse: collapse;"> <thead> <tr> <th>A</th> <th>Quantity</th> </tr> </thead> <tbody> <tr> <td style="text-align: center;">A</td> <td style="text-align: center;">2 (two)</td> </tr> <tr> <td style="text-align: center;">B</td> <td></td> </tr> </tbody> </table>		A	Quantity	A	2 (two)	B		027972			
A	Quantity										
A	2 (two)										
B											

Figure A-10 Example of FWS CITES Other Certificate (Pre-Convention) (printed on security paper)

## FWS Form 3-201A, CITES Re-export Certificate

<b>CONVENTION ON INTERNATIONAL TRADE IN ENDANGERED SPECIES OF WILD FAUNA AND FLORA</b>		<input type="checkbox"/> EXPORT PERMIT <input checked="" type="checkbox"/> RE-EXPORT CERTIFICATE <input type="checkbox"/> OTHER CERTIFICATE (see block 9)		Page 1 of 1 1. Original Permit/Certificate No. <b>04US812188/9</b> 2. Valid until <b>08/22/2004</b>
3. Permittee (name and address, country)		4. Consignee (name and address, country)		
5. Special Conditions <ul style="list-style-type: none"> <li>• MUST COMPLY WITH ATTACHED GENERAL PERMIT CONDITIONS FOR PLANTS.</li> <li>• MUST EXPORT THROUGH A USDA DESIGNATED PORT.</li> <li>• CERTIFICATE MAY BE COPIED FOR MULTIPLE SHIPMENTS; PERMITTEE TO RETAIN ORIGINAL.</li> <li>• PERMITTEE MUST:                         <ul style="list-style-type: none"> <li>A. ON CERTIFICATE COPY, COMPLETE BLOCKS 4, 11 (QUANTITY), AND 12 (COUNTRY OF ORIGIN, PERMIT#, DATE OF ISSUE)</li> <li>B. ATTACH A COPY OF THE CITES DOCUMENT USED TO IMPORT WOOD INTO THE U.S.;</li> <li>C. LIST SHIPMENT # _____; AND</li> <li>D. HAVE COMPLETED COPY OF U.S. RE-EXPORT CERTIFICATE VALIDATED BY THE USDA PRIOR TO EACH SHIPMENT.</li> </ul> </li> <li>• QUANTITY IN BLOCK 11 MUST BE REPORTED IN CUBIC METERS (M3). THIS AMENDS AND REPLACES 03US812188/9 ISSUED 9/26/03.</li> </ul> <p><i>For live animals, only valid if the transport conditions comply with the CITES Guidelines for Transport of Live Animals or, in the case of air transport, with IATA Live Animals Regulations.</i></p>		5a. Purpose of Transaction T		5b. Security No. US9267M
6. U.S. Management Authority  DIVISION OF MANAGEMENT AUTHORITY U.S. FISH AND WILDLIFE SERVICE DEPARTMENT OF THE INTERIOR WASHINGTON, D.C. 20240 UNITED STATES OF AMERICA		Issuing Date: <u>02/23/2004</u> United States Management Authority AUTHORITY: Endangered Species Act of 1973 (16 USC 1531 et. seq.)		
Common Name and Scientific name (genus and species) of Animal or Plant A. Common Name HOLYWOOD LIGNUM VITAE Scientific Name GUAIAACUM SANCTUM		9. Description of Part or Derivative, including identifying marks or numbers (age/sex if live) 9. RE-EXPORT: DIMENSION LUMBER.		10. Appendix No. and Source 10. 2 W 11. Quantity (including units) M3 11a. Total Exported/Quota .51
12. Country of Origin <u>MEXICO</u>	Permit/Certificate No. <u>A04675</u>	Date of Issue <u>01/15/2004</u>	12b. Breeding Operation No.	
12a. Country of Last Re-export	Re-export Certificate No.	Date of Issue	12c. Pre-Convention: Date of Acquisition	
B. Common Name BIGLEAF MAHOGANY Scientific Name SWIETENIA MACROPHYLLA		9. RE-EXPORT: DIMENSION LUMBER.		10. 2 W 11. Quantity (including units) M3 11a. Total Exported/Quota 1.6
12. Country of Origin <u>PERU</u>	Permit/Certificate No. <u>06432</u>	Date of Issue <u>01/27/2004</u>	12b. Breeding Operation No.	
12a. Country of Last Re-export	Re-export Certificate No.	Date of Issue	12c. Pre-Convention: Date of Acquisition	
13. Export / Re-export Endorsement: The official who inspects shipment upon exportation / re-exportation must enter the total quantities of specimens being exported / re-exported in this block.		14. Bill of Lading/Air Way-Bill Number <u>47632157-0</u>  Port of Exportation / Re-exportation <u>Jamaica, New York</u>  Total No. of Shipping Containers <u>(1) ONE</u>		15. This document valid only with inspecting official's ORIGINAL stamp, signature and date in this block.  <div style="text-align: center;"> <b>RELEASED</b>                      JFKIA--JAMAICA, NY                      USDA APHIS, FPO                      Inspecting Official's Stamp, Signature and Date  <u>Paulo 1/22</u>  <u>APR 14 2004</u> </div>

Figure A-11 Example of USFWS Form 3-201A, CITES Re-export Certificate (with Special Conditions)

## FWS Notice FWS-USDA Validation of CITES Documents for Products Containing Both CITES-listed Plants and Wildlife Species



### NOTICE TO THE WILDLIFE IMPORT/EXPORT COMMUNITY



Date: May 02, 2016

**Subject:** Validation of CITES documents for products containing both CITES listed plants species and wildlife species

**Background:** There has been a reoccurring issue with respect to which government agency, the U.S. Fish and Wildlife Service (FWS) or the U.S. Department of Agriculture Animal and Plant Health Inspection Service (APHIS) provides inspection, Convention on International Trade in Endangered Species (CITES) permit validation, and clearance for shipments of products imported and exported that contain both CITES listed plant species and wildlife species, both CITES and non-CITES.

To address these issues, the FWS and APHIS have collaborated to streamline the import and export requirements for both agencies. This agreement is effective immediately and until further notice.

**Action:** FWS Wildlife Inspectors will validate CITES documents and inspect and clear imports and exports of products that meet the following criteria:

For Import - inspect and clear shipments of products containing both CITES listed non-living plant species and any wildlife species that may be either CITES or non-CITES listed species

For Export - inspect and clear, including validation of CITES documents, shipments of products containing both CITES listed non-living plant species and any wildlife species, both CITES and non-CITES listed species



This guidance only applies to shipments that contain both CITES listed plants and wildlife.

**Contact:**  
U.S. Fish and Wildlife Service  
Office of Law Enforcement  
703-358-1949; 703-358-2271 (fax)  
[lawenforcement@fws.gov](mailto:lawenforcement@fws.gov) (e-mail)

**Table A-4 FWS Notice of FWS-USDA Validation of CITES Documents for Products Containing Both CITES-listed Non-living Plants and Wildlife Species CITES or Non-CITES**

## PPQ Form 518, Report of Violation

The information requested is voluntary, and is needed to record your knowledge of possible irregularities under the USDA Plant Protection and Quarantine Program.

U. S. DEPARTMENT OF AGRICULTURE ANIMAL AND PLANT HEALTH INSPECTION SERVICE  <b>REPORT OF VIOLATION</b>		SERIAL NO. <b>A 98255</b>	
3. WHERE INTERCEPTED (City or Port, and State; also county if domestic) <b>Jamaica, New York</b>		1. DATE VIOLATION DISCOVERED <b>June 28, 2004</b>	2. VIOLATED - REG./COMPL. AGREEMENT <b>*See Block 15, REMARKS</b>
6. ARTICLE MOVED IN VIOLATION OF REGULATIONS <b>CITES Regulated timber</b>		4. ORIGIN OF ARTICLE (Include county if domestic) <b>Brazil</b>	
7. NAME AND BUSINESS ADDRESS OF VIOLATOR (Shipper, caterer, cleaner, garbage handler, servicing agent, broker, ship's agent, etc. Identify which.)  <b>Jeffrey's Guitars 140 Pine Ridge Road Delray Beach, FL 33446</b>		5. IDENTITY OF ARTICLE (Serial No., Waybill No., description, etc.)  <b>Guitar parts BL MOLU-82534A36-0</b>	
10. NAME AND BUSINESS ADDRESS OF CARRIER  <b>DHL 1345 Main Street Memphis, TN 38103</b>		8. VIOLATOR HAD Compliance agreement? <input type="checkbox"/> Yes <input type="checkbox"/> No Permit? <input checked="" type="checkbox"/> Yes <input type="checkbox"/> No 9. IF NO, VIOLATOR WAS AWARE OF REGULATION <input type="checkbox"/> Yes <input type="checkbox"/> No <input type="checkbox"/> Unknown If "Yes" - how informed and when?	
12. IDENTITY OF CARRIER  PLANE Acft. No. <b>DHL</b> Flight No. <b>DL72</b>  SHIP Flag Name  ROAD VEHICLE License No.		11. CARRIER WAS AWARE OF REGULATION <input type="checkbox"/> Yes <input checked="" type="checkbox"/> No <input type="checkbox"/> Unknown If "Yes" - how informed and when?	
14. DISPOSITION OF PEST RISK (i.e., articles named in Item 5 were fumigated, destroyed, etc.)  <b>N/A</b>		13. NAME AND BUSINESS ADDRESS OF CONSIGNEE  <b>Same as Block 7</b>	
15. REMARKS (Attach additional sheet, if needed) * 2. VIOLATED REG. 16 USC 1538(c)(i), 7CFR 355.20, 50CFR 23.11, 50 CFR 23.12(a)(i)  <b>The violator attempted to import .5 M<sup>3</sup> of Dalbergia nigra (Brazilian rosewood) wood without CITES documentation. The wood was not listed as rosewood or Dalbergia nigra on the tag, invoice, packing list, or markings on the shipping container. The importer did not notify CBP. Therefore, the importer failed to provide the genus and species of the regulated material.</b>			
16. VIOLATOR OR CARRIER'S STATEMENT OF VIOLATION (Attach additional sheet, if needed identify who gave statement)  <b>Violator stated he was unaware of the regulations.</b>			
17. OFFICER'S STATEMENT: Must attach a detailed, signed and dated statement. State how the action violated the regulations or compliance agreement cited in Item 2. Describe fully the facts of the violation from discovery through disposition of pest risk including when, who, what, and where.			
18. SIGNATURE OF INITIATING OFFICER 	19. PRINTED NAME OF OFFICER AND WORK UNIT <b>TONY L. JAMES, CARGO</b>	20. DATE REPORT COMPLETED <b>JUNE 28, 2004</b>	
21. OFFICER IN CHARGE COMMENTS (Attach additional sheet, if needed) List Previous Violations: <b>NONE</b>  Recommendations: <b>Civil Penalty</b>			
22. SIGNATURE OF OFFICER IN CHARGE 	23. PRINTED NAME OF OFFICER IN CHARGE AND WORK UNIT <b>John S. Murray</b>	24. DATE SIGNED <b>June 28, 2004</b>	

PPQ FORM 518 (MAR 88) Previous editions obsolete.

**PART 1 - IES STAFF**

Figure A-12 Example of PPQ Form 518, Report of Violation



## Purpose

*PPQ Form 518, Report of Violation*, as relates to CITES is used to report violations of 7CFR 355, 50CFR 23, and 50CFR 24, and becomes part of the total case file together with the Officer’s Statement.

## Instructions

Follow the instructions in [Table A-5](#) to complete PPQ Form 518 for CITES violations.

**Table A-5 Instructions for Completing PPQ Form 518, Report of Violation**

Block		Instructions
1	DATE VIOLATION DISCOVERED	1. LIST the date the violation was discovered 2. If discovered after the violation occurred, then EXPLAIN in <i>Block 15, REMARKS</i>
2	VIOLATED-REG/COMPL AGREEMENT	CITE the regulations violated; see <a href="#">Figure A-3</a> on page <a href="#">A-7</a>
3	WHERE INTERCEPTED	LIST the name of the port where the violation occurred
4	ORIGIN OF ARTICLE (include country if domestic)	LIST the name of the country where the article originated or the timber was grown
5	ARTICLE MOVED IN VIOLATION OF REGULATIONS	LIST the name of the CITES regulated articles
6	IDENTITY OF ARTICLE	LIST the waybill number, serial number, etc.
7	NAME AND ADDRESS OF VIOLATOR	LIST the violator’s name and business address
8	VIOLATOR HAD	CHECK the applicable box
	Compliance agreement	LEAVE blank; <b>not</b> applicable
	Permit	If the violator had a permit, then CHECK YES If the violator <b>did not</b> have a permit, then CHECK NO
9	IF NO, VIOLATOR WAS AWARE OF REGULATION	COMPLETE as applicable
	If YES, how informed and when	COMPLETE as applicable
10	NAME AND BUSINESS ADDRESS OF CARRIER	LIST the carrier’s name and business address
11	CARRIER WAS AWARE OF REGULATION	CHECK the applicable box
12	IDENTITY OF CARRIER	COMPLETE as appropriate
13	NAME AND BUSINESS ADDRESS OF CONSIGNEE	LIST the name and address of the violator (same as <i>Block 7</i> )
14	DISPOSITION OF PEST RISK	LEAVE blank; <b>not</b> applicable

**Table A-5 Instructions for Completing PPQ Form 518, Report of Violation (continued)**

Block	Instructions
15	REMARKS ENTER any pertinent remarks
16	VIOLATOR OR CARRIER'S STATEMENT OF VIOLATION If applicable, do the following: <ol style="list-style-type: none"> <li>1. ASK the violator to provide an explanation of the incident and get a written statement as soon as possible</li> <li>2. GET statements from the carrier, agent, importer, or any other party involved</li> <li>3. TITLE the statement "Violator's Statement" or "Agent's Statement", etc., and GIVE the statement an exhibit number and ENTER the words "See attached [<i>Violator/Carrier/Agent/Importer's</i>] Statement" in this block</li> <li>4. If the person refuses to write a statement, then DO as follows:               <ul style="list-style-type: none"> <li>ASK the person to tell you what happened relative to the violation</li> <li>❖ WRITE down exactly what the person says</li> <li>❖ INDICATE the statement was transcribed by you, the officer and use your transcription as the statement</li> </ul> </li> <li>5. If the person gives you <b>only</b> a few brief remarks, then LIST these directly in <i>Block 16</i></li> </ol>
17	OFFICER'S STATEMENT <div style="border: 1px solid black; padding: 5px; margin: 5px 0;"> <p><b>NOTICE</b></p> <p>An Officer's Statement must be written and accompany each completed PPQ 518 submitted.</p> </div> <ol style="list-style-type: none"> <li>1. WRITE your explanation of the violation on a separate sheet of paper and title "Officer's Statement"</li> <li>2. GIVE this statement an exhibit number</li> <li>3. DESCRIBE all the facts that resulted in the article listed in <i>Block 5</i> being in violation of the regulation listed in <i>Block 2</i></li> <li>4. STATE all the facts including who, what, when, where, how</li> <li>5. INCLUDE the following information where appropriate:               <ol style="list-style-type: none"> <li>A. When and where the violation occurred</li> <li>B. How the violation occurred</li> <li>C. Identify the owner of the regulated articles</li> <li>D. Refer to your exhibits and explain their relevance to the cas</li> <li>E. If you witnessed the violation, state so</li> </ol> </li> <li>6. Officer SIGNS and DATES the statement</li> <li>7. If more than one officer was involved with the violation, then each officer <b>must</b> WRITE a separate statement</li> </ol>
18	SIGNATURE OF INITIATING OFFICER Initiating officer SIGNS this block
19	PRINTED NAME AND WORK UNIT PRINT the initiating officer's name and work unit
20	DATE REPORT COMPLETED LIST the date this form is completed

**Table A-5 Instructions for Completing PPQ Form 518, Report of Violation (continued)**

Block		Instructions
21	OFFICER IN CHARGE COMMENTS	<p>1. LIST any additional information that may help to substantiate the case, such as previous warning letters and dates sent, any known previous civil penalties, case numbers, and dates and amounts of penalties assessed</p> <p>2. LIST your recommendation for <b>one</b> of the following:</p> <ul style="list-style-type: none"> <li>❖ Warning letter</li> <li>❖ Civil penalty</li> <li>❖ Criminal penalty</li> </ul>
22	SIGNATURE OF OFFICER IN CHARGE	Officer-in-charge (Port Director) signs
23	PRINTED NAME OF OFFICER IN CHARGE AND WORK UNIT	PRINT the name and work unit of officer-in-charge (Port Director)
24	DATE SIGNED	LIST the date the officer-in-charge signed <i>Block 22</i>

### Distribution of PPQ Form 518

Include with *PPQ form 518*, the *Officer's Statement* and any other attached statements in the case file in the distribution shown in [Table A-6](#).

**Table A-6 Distribution of PPQ Form 518 Case File**

If you are:	Then:
CBP	SEND through channels
PPQ Plant Health Safeguarding Specialist or PPQ Export Certification Specialist	1. MAKE a copy for your file 2. GIVE or SEND the originals of the entire case file to the Port Director 3. SCAN and E-mail a copy of the 518 to the National CITES Coordinator:  E-mail: <a href="mailto:john.veremis@usda.gov">john.veremis@usda.gov</a> Subject: PPQ Form 518, Report of Violation Attn: National CITES Coordinator
Port Director	1. If you made a separate statement concerning the violation, then ATTACH the statement to the top of the file 2. GIVE or SEND the entire case file to the Plant Health Director of the State where the violation originated
State Plant Health Director	1. ARRANGE the contents of the case file in the following order: A. Port Director's Statement B. PPQ Form 518 C. List of Exhibits D. Officer's Statement E. Clear readable copies of all other documents in the file F. Photographs and other physical evidence G. Warning letter or other information about previous violations 2. SEND the entire case file (originals) to Investigative and Enforcement Services at the following address:  USDA-APHIS-IES 4700 River Road, Unit 85 Riverdale, MD 20737



## PPQ Form 621, Application for Protected Plant Permit to Engage in Business of Importing, Exporting, or Re-exporting...

According to the Paperwork Reduction Act of 1995, no persons are required to respond to a collection of information unless it displays a valid OMB control number. The valid OMB control number for this information collection is 0579-0076. The time required to complete this information collection is estimated to average 1 hour per response, including the time for reviewing instructions, searching existing data sources, gathering and maintaining the data needed, and completing and reviewing the collection of information.

FORM APPROVED  
OMB NO 0579-0076

U.S. DEPARTMENT OF AGRICULTURE ANIMAL AND PLANT HEALTH INSPECTION SERVICE PLANT PROTECTION AND QUARANTINE	<b>MAIL COMPLETED APPLICATION WITH CHECK TO:</b>  <b>USDA-APHIS-PPQ-Permit Unit</b> 4700 River Road, Unit 136 Riverdale, Maryland 20737-1236 (877) 770-5990		
<b>APPLICATION FOR PROTECTED PLANT PERMIT TO ENGAGE IN THE BUSINESS OF IMPORTING, EXPORTING OR RE-EXPORTING TERRESTRIAL PLANTS</b>  <b>REGULATED BY 50 CFR 17.12 AND 23.23</b>			
<b>INSTRUCTIONS:</b> One copy of this application must be accompanied by a check or money order for \$70.00 made payable to: Plant Protection and Quarantine. In addition, if you are importing wood products, "Regulated under 7 CFR 319.40", please complete PPQ Form 585. If you are importing regulated plant material, please complete PPQ Form 587 in addition to this form.			
<b>1. NAME AND UNITED STATES ADDRESS OF APPLICANT:</b>  Woodrow J. Willow 10 S. Main Street Willow, WI 54811	<b>2. NAME OF BUSINESS:</b> WJW Lumber Company, Inc.  <b>3. TELEPHONE NO.:</b> 512-555-4321  <b>4. FAX NO.:</b> 512-555-4333		
<b>5. FORM OF BUSINESS ("X" one if applying as a business)</b>  <input checked="" type="checkbox"/> Corporation <input type="checkbox"/> Firm <input type="checkbox"/> Partnership <input type="checkbox"/> Other (specify)			
<b>5(a). Describe the Nature of Your Activities Relating to Importing, Exporting, or Reexporting Plants Regulated by 50 CFR 17.12 and 23.23.</b> Import bigleaf mahogany ( <i>Swietenia macrophylla</i> ) to manufacture plywood			
<b>5(b). List the Name and Address of Each Partner, Officer, Director, Holder, and Owner of 10% or More of Voting Stock, and Employee in Managerial or Executive Capacity (use plain paper if additional space is needed)</b>  <table style="width: 100%;"> <tr> <td style="width: 50%;">Woodrow J. Willow 10 S. Main Street Willow, WI 54811</td> <td style="width: 50%;">Lauren N. Willow 10 S. Main Street Willow, WI 54811</td> </tr> </table>		Woodrow J. Willow 10 S. Main Street Willow, WI 54811	Lauren N. Willow 10 S. Main Street Willow, WI 54811
Woodrow J. Willow 10 S. Main Street Willow, WI 54811	Lauren N. Willow 10 S. Main Street Willow, WI 54811		
<b>6. Address(es) Where Plants Regulated by 50 CFR 17.12 and 23.23 Would be Grown or Stored and Any Other Location Where Activities Related to Such Plants Would be Conducted:</b>  10 S. Main Street, Willow, WI 54811  5050 Willow Wood Lane, Willow, WI 54811			
<b>7. Street Address Where Books or Records Concerning the Importation, Exportation or Reexporting of Plants Regulated by 50 CFR 17.12 and 23.23 will be kept:</b>  10 S. Main Street Willow, WI 54811	<b>8. Name and Address of the Person Authorized to Make Records or Plant Inventories Available for Examination by Inspectors:</b>  Lauren N. Willow 10 S. Main Street Willow, WI 54811  Telephone Number (Include Area Code): 512-555-4321		
I hereby certify that the information in this application is complete and accurate to the best of my knowledge and belief. <b>WARNING:</b> Any alteration, forgery, or unauthorized use of this document is subject to civil penalties of up to \$250,000 (7 U.S.C 7734(b)) or punishable by a fine of not more than \$10,000, or imprisonment of not more than 5 years, or both (18 U.S.C 1001) False Statement:			
<b>9. SIGNATURE (partner or officer if a business)</b> <i>Lauren N. Willow</i>	<b>10. DATE</b> 7-31-05		

PPQ FORM 621 (NOV 2004) Previous edition is obsolete.

Figure A-13 Example of PPQ Form 621, Application for Protected Plant Permit to Engage in the Business of Importing, Exporting, or Re-exporting Terrestrial Plants

## **Purpose**

*PPQ Form 621, Application for Protected Plant Permit to Engage in the Business of Importing, Exporting, or Re-exporting Terrestrial Plants*, is used to apply for a USDA-APHIS ePermits-issued *Protected Plant Permit*.

## **Instructions**

The application for a *PPQ Protected Plant Permit* may be completed online via USDA-APHIS [ePermits](#) or by going to ePermits (printing a copy of [PPQ Form 621](#), completing the application, and mailing along with the fee to the following address:

USDA-APHIS-PPQ Permit Unit  
4700 River Road, Unit 136  
Riverdale, Maryland 20737-1236.


CBP see [Confirm PPP Valid or Apply for a PPP](#) on page 2-105 for instructions.  
PPQ see [Confirm PPP Valid or Apply for a PPP](#) on page 3-75 for instructions.


## **Distribution of PPQ Form 621**

Application is submitted on-line via [ePermits](#) or by completing a [paper application](#) and mailing the completed PPQ Form 621 along with the \$70 check to the following address:

USDA-APHIS-PPQ  
PPQ Permit Unit  
4700 River Road, Unit 136  
Riverdale, MD 20737-1236

## Protected Plant Permit





United States Department of Agriculture  
Animal and Plant Health Inspection Service  
4700 River Road  
Riverdale, MD 20737

**Protected Plant Permit**  
**To engage in the business of importing, exporting, or reexporting**  
**terrestrial plants regulated by 50 CFR 17.12 or 23.23 (Threatened or**  
**Endangered Species)**

---

This permit was generated electronically via the ePermits system

<b>PERMITTEE NAME:</b> Herme L. Perme <b>CONTACT:</b> Herme L. Perme <b>ADDRESS:</b> 12345 Main Street Adel, IA 50003-4491  <b>MAILING ADDRESS:</b> 12345 Main Street Adel, IA 50003-4491  <b>PHONE:</b> 515-555-5555 <b>FAX:</b> 515-555-5566	<b>PERMIT NUMBER:</b> P355-08-00554 <b>APPLICATION NUMBER:</b> P621-081024-001 <b>DATE ISSUED:</b> 10/31/2008   <b>EXPIRES:</b> 10/31/2010
---	---

**SPECIAL INSTRUCTIONS TO INSPECTORS**  
NONE


**PERMIT CONDITIONS**

A copy of this permit (including all conditions) must accompany all shipments authorized under this permit. Upon arrival in the United States, the articles and shipping container(s) are subject to inspection by officials of Customs and Border Protection, Agriculture Inspection (CBP-AI) or Plant Protection and Quarantine (PPQ). Convention on International Trade of Endangered Species (CITES) documentation must be obtained prior to importing, exporting or reexporting Threatened or Endangered Species.

1. If you are importing live plant material for planting, you may also need a permit to import plants or plant products. Please see the following site for a list of plants and plant parts intended for planting that require a permit: [http://www.aphis.usda.gov/plant\\_health/permits/permit\\_plantmaterials.shtml](http://www.aphis.usda.gov/plant_health/permits/permit_plantmaterials.shtml)

**END OF PERMIT CONDITIONS**

Permit Number P355-08-00554

THIS PERMIT HAS BEEN APPROVED ELECTRONICALLY BY THE FOLLOWING PPQ HEADQUARTER OFFICIAL VIA EPERMITS.  <div style="text-align: center;">                       Ian X. Samples                 </div>	<b>DATE</b>   11/03/2008
---	-----------------------------------

WARNING: Any alteration, forgery or unauthorized use of this Federal Form is subject to civil penalties of up to \$250,000 (7 U.S.C. s 7734(b)) or punishable by a fine of not more than \$10,000, or imprisonment of not more than 5 years, or both (18 U.S.C. s 1001)

Page 1 of 1

Figure A-14 Example of a Protected Plant Permit (ePermits)

## Purpose

The *Protected Plant Permit* (PPP) is one document required for importers, exporters, and re-exporters to engage in the commercial trade of CITES-listed or ESA-listed plants.

All USDA-APHIS e-Permits issued *Protected Plant Permits* are valid for two years from the date issued. The expiration date is located in the upper right-hand corner of the ePermit.

All previously-issued *PPQ Form 622, Protected Plant Permits* have expired and are **no** longer valid.

## Instructions

The applicant **must** first complete and submit [PPQ Form 621, Application for Protected Plant Permit to Engage in Business of Importing, Exporting, or Re-exporting...](#) to apply for a *Protected Plant Permit*.

The application for a PPQ Protected Plant Permit may be completed online via USDA-APHIS [ePermits](#) or by going to [ePermits](#) (printing a copy of [PPQ Form 621](#), completing the application, and mailing along with the fee to the USDA-APHIS-PPQ Permit Unit, 4700 River Road, Unit 136, Riverdale, Maryland 20737-1236. See [PPQ Form 621 Instructions](#) on page [A-26](#).

CBP see [Confirm PPP Valid or Apply for a PPP](#) on page [2-105](#) for additional information.

PPQ see [Confirm PPP Valid or Apply for a PPP](#) on page [3-75](#) for additional information.

## Distribution of ePermits Protected Plant Permit

*The Protected Plant Permit* (PPP), is generated electronically via ePermits and is issued to the permittee by the PPQ Permit Unit. The PPP is part of the paperwork presented to CBP or PPQ at the time of import, export, or re-export of CITES or ESA material.

Retain a copy of the PPP in your port file for the standard time period (5 years).

## PPQ Form 623, Waiver of Forfeiture Procedures by Owner of Seized Property \$10,000 or Less

Filing of this waiver is voluntary, and waives the requirement for formal notice at each step of the legal proceedings (7 CFR 356).		See reverse side for additional information.	FORM APPROVED OMB NO. 0579-0076
U.S. DEPARTMENT OF AGRICULTURE ANIMAL AND PLANT HEALTH INSPECTION SERVICE PLANT PROTECTION AND QUARANTINE <b>WAIVER OF FORFEITURE PROCEDURES BY OWNER OF SEIZED PROPERTY</b>		FILE NO. Miami 04-03	
1. The property described below was seized by the U. S. Department of Agriculture on (date) <u>06/28/04</u> . . . . . at (time) <u>1430</u> . . . . . at (place) <u>Pier 17, Port of Miami</u> . . . . . and is now in the custody of the Officer in Charge of Plant Protection and Quarantine, at <u>Miami, Florida</u> . . . . . This property is subject to procedures relating to forfeitures in 7 CFR 356.1 - 356.9.			
<b>2. DESCRIPTION OF PROPERTY</b>			
Common Name	Scientific Name	Number of Plants or Parts	
Bigleaf Mahogany	<i>Swietenia macrophylla</i>	30 cubic meters	
3. DESCRIPTION OF PROPERTY OTHER THAN PLANTS (include any identifying numbers):  10 bundles of lumber stenciled BLC in red paint			
4. THIS PROPERTY WAS SEIZED BECAUSE  The CITES document presented had expired  THIS WAS IN VIOLATION OF <u>16 USC 1538(c)(i), 50CFR 23.11, 50 CFR 23.12(a)(ii)</u>			
5. PLANTS NOW LOCATED AT  Pier 17, Port of Miami		6. ARRIVED ON (Carrier) <u>06/24/04</u>  7. WAYBILL NO. <u>MOLU37560 A7-5</u>	
I hereby voluntarily abandon the plants listed above to the U.S. Government.  I understand that the following are my rights concerning the above listed property:			
1. The right to challenge a forfeiture action brought by the United States Government. This is done by filing a claim to the property and a bond in the amount of \$250., with sureties to be approved by the Deputy Administrator, Plant Protection and Quarantine. I understand that in case of condemnation of the articles so claimed, I, as obligor, shall pay all the costs and expenses of the proceedings to obtain such condemnation. Any claim and bond challenging the forfeiture action must be received in the above mentioned Plant Protection and Quarantine Office within 20 days after the posting of a copy of a notice of seizure and proposed forfeiture and shall state claimant's interest in the property.			
2. The right to file a petition for remission or mitigation of forfeiture with the Deputy Administrator, Plant Protection and Quarantine, Animal and Plant Health Inspection Services, U. S. Department of Agriculture, Room 302-E Administration Building, Washington, DC 20250, in accordance with the procedures in 7 CFR 356.7 (copy of this section of the regulation is reproduced on the reverse of this form). This does not allow the remission or mitigation of plants that are without documentation required under 50 CFR Chapter I.			
I have read and understand the rights stated above and knowingly waive all my claims to, interests in, and further rights or proceedings relative to such plants, including the right to challenge forfeiture actions and the right to petition for remission or mitigation of forfeiture.			
8. NAME AND ADDRESS OF OWNER(S) Frederick Bowman, Bowman's Lumber Company, 167 Industry Blvd., Delray Beach, FL 33446			
9. SIGNATURE OF OWNER(S)  <i>Frederick Bowman</i>		10. DATE  <u>06/28/04</u>	
11. SIGNATURE OF WITNESS  <i>Douglas Bowman</i>		12. DATE  <u>06/28/04</u>	
13. DISPOSITION OF PLANTS  Lumber on HOLD and Safeguarded at Pier 17, Port of Miami			
PPQ FORM 623 (JUN 89)		PART 1 - PPQ PORT FILES	

Figure A-15 Example of PPQ Form 623, Waiver of Forfeiture Procedures by Owner of Seized Property Valued at \$10,000 or Less

## Purpose

PPQ Form 623, *Waiver of Forfeiture Procedures by Owner of Seized Property*, is used to allow the owner to waive title to the material moving in violation of the legislation. This form is used for seizures valued at \$10,000 or less.

## Instructions

Complete PPQ Form 623 as shown in [Table A-7](#) below.

**Table A-7 Instructions for Completing PPQ Form 623, Waiver of Forfeiture Procedures by Owner of Seized Property (for seizures valued at \$10,000 or less)**

Block	Instructions	
	FILE NO.	List the port file number (see <a href="#">Filing System for Violations, Seizures, and Forfeitures</a> )
1	The property described below was seized by the U.S. DA on <i>[date]</i> at <i>[time]</i> at <i>[place]</i>	<ol style="list-style-type: none"> <li>LIST the date and time CBP or PPQ determines a shipment warrants forfeiture procedure and verifies the physical location of the shipment as either in a CBP- or PPQ-owned, leased, or approved facility, or within a Customs bonded operation (seizure date)</li> <li>LIST the name of the port, city and State where the seizure occurred</li> <li>LIST the city and state where the property is being held</li> </ol>
2	DESCRIPTION OF PROPERTY	<ol style="list-style-type: none"> <li>LIST the common name of the wood the article or lumber is derived from</li> <li>LIST the scientific name of the wood the article is derived from</li> <li>LIST the quantity seized (number of pieces, cubic meters, squares meters, etc. according to commodity)</li> </ol>
3	DESCRIPTION OF PROPERTY...	<ol style="list-style-type: none"> <li>MODIFY this block by crossing out or lining out the words "OTHER THAN PLANTS"</li> <li>WRITE a description of the article (include identifying marks, serial number, etc.)</li> </ol>
4	THIS PROPERTY WAS SEIZED BECAUSE	WRITE a description of the violation  <b>EXAMPLE</b> The CITES document presented has expired.
	THIS WAS IN VIOLATION OF	WRITE the CFR number and USC number of the regulation violated (see <a href="#">List of Violations</a> on page <a href="#">A-7</a> , <a href="#">Figure A-3</a> )
5	PLANTS NOW LOCATED AT	LIST the location of the plants, plant parts, or derivatives (such as wood, lumber, or articles made from wood)
6	ARRIVED ON	LIST the carrier's name
7	WAYBILL NO	LIST the waybill number
8	NAME AND ADDRESS OF OWNER(S)	Owner COMPLETES this block and LISTS name and address
9	SIGNATURE OF OWNER(S)	Owner SIGNS this block
10	DATE	Owner LISTS the date signed

**Table A-7 Instructions for Completing PPQ Form 623, Waiver of Forfeiture Procedures by Owner of Seized Property (for seizures valued at \$10,000 or less) (continued)**

Block		Instructions
11	SIGNATURE OF WITNESS	CBP Agriculture Specialist, PPQ Plant Health Safeguarding Specialist, or PPQ Export Certification Specialist SIGNS as a WITNESS to the owner signing <i>Block 9</i> ; otherwise, another person should sign as witnessing the signing of <i>Block 9</i>
12	DATE	Witness (to the signing of <i>Block 9</i> ) ENTERS the date <i>Block 11</i> is signed
13	DISPOSITION OF PLANTS	CBP Agriculture Specialist, PPQ Plant Health Safeguarding Specialist, or PPQ Export Certification Specialist RECORDS the status of the seizure  <b>EXAMPLE</b> Lumber is on HOLD at Pier 17.

### Distribution and Retention of PPQ Form 623

Distribute and retain PPQ Form 623 as follows:

- ◆ If the owner or owner's agent is present and signs [PPQ Form 623, Waiver of Forfeiture Procedures by Owner of Seized Property \\$10,000 or Less](#), then distribute the form as follows:
  - ❖ FILE *Part 1* in the Port file and retain for 5 years
  - ❖ GIVE *Part 2* to the owner or agent
- ◆ If the owner or owner's agent is present but will **not** sign the form or is **not** present, then send *PPQ Form 623, Waiver of Forfeiture by Certified or Registered Mail with Return Receipt Requested*, together with the following forms to all persons believed to be the owner or owners or to have an interest in the seized material<sup>1</sup>:
  - ❖ *PPQ Form 624, Notice for Seizure and Proposed Forfeiture of Property Valued at \$10,000 or Less, Part 4-Owner*
  - ❖ PPQ Form 625, Claim and Bond
  - ❖ PPQ Form 626, Petition for Remission or Mitigation of Forfeiture

<sup>1</sup> Those that may have an interest include interested parties such as the owner's agent, shipping line, or supplier. These people are identified in [PPQ Form 624, Part 5-PPQ/CBP Port Worksheet, Block 6](#).

# PPQ Form 624, Notice for Seizure and Proposed Forfeiture of Property Valued at \$10,000 or Less

## PPQ Form 624, Parts 1 through 4


U.S. DEPARTMENT OF AGRICULTURE ANIMAL AND PLANT HEALTH INSPECTION SERVICE PLANT PROTECTION AND QUARANTINE <b>NOTICE FOR SEIZURE AND PROPOSED FORFEITURE OF PROPERTY                  VALUED AT \$10,000 OR LESS</b>				FILE NO. MI 07-53	
1. The property described below was seized by USDA or <u>OHS</u> (please circle one) on (date) April 19, 2007 at (time) 1300 at (place) Pier 12, Port of Miami and is now in the custody of an Officer of PPQ or <u>CBP</u> (please circle one) at Miami, Florida This property is subject to procedures relating to forfeitures in 7 CFR 356.1 - 356.9.					
2. DESCRIPTION OF PROPERTY					
Common Name	Origin	Scientific Name	Appendix Number	Source (Artificially Propagated or Wild)	Number of Plants, Parts, or Weight
Ramin	Malaysia	Gonystylus sp.	II	Wild	1,158 cubic meters
3. DESCRIPTION OF PROPERTY (Include any identifying numbers)					
Wooden dowels 100,000 pieces 100 boxes marked "Order No. 04-07643"					
4. THIS PROPERTY WAS SEIZED BECAUSE					
The owner attempted to import without the required CITES document.					
THIS WAS IN VIOLATION OF 16 USC 1538(c)(1); 50CFR 23.11; 50CFR 23.12(a)(iii)					
5. NAME AND ADDRESS OF APPARENT OWNER OF DESCRIBED PROPERTY					
Herman Patterson H.P. Hardwood, Inc. 1726 Steward Street Miami, FL 33132					
6. THE PROPERTY WAS APPRAISED IN ACCORDANCE WITH 7 CFR 356.2 AND THE VALUE HAS BEEN DETERMINED TO BE APPROXIMATELY					
\$ 1,790					
<p>Any person claiming the seized property may file, with the office specified in Item 1 above, a claim to the property and a bond in the amount of \$250, with sureties to be approved by the Deputy Administrator, conditioned that in case of condemnation of the articles so claimed the obligor shall pay all the costs and expenses of the proceedings to obtain such condemnation. Any claim and bond must be received in such office within 20 days after posting of the notice of proposed forfeiture and shall state claimant's interest in the property. The Deputy Administrator may extend the 20-day period with an appropriate statement on the posted notice of proposed forfeiture, if necessary, to allow a person deemed to have an interest in the property at least 10 days to file such a claim and bond after receipt of a notice of proposed forfeiture.</p> <p>Any person having an interest in the property specified in Item 1 above may file a petition for remission or mitigation of forfeiture in accordance with procedures in 7 CFR 356.7. This does not allow remission or mitigation of plants that are without documentation required under 50 CFR Chapter 1.</p> <p>The Animal and Plant Health Inspection Service shall take appropriate action in accordance with 7 CFR 356 and the Civil Asset Forfeiture Reform Act of 2000.</p>					
7. NOTICE POSTED		8. PRINT NAME OF OFFICER		9. SIGNATURE OF OFFICER	
DATE 04/19/07	TIME 1500	Maria Ramirez			
PPQ FORM 624 (OCT 2006)			PART 1 - PPQ HEADQUARTERS		

Figure A-16 Example of PPQ Form 624, Notice for Seizure and Proposed Forfeiture of Property Valued at \$10,000 or Less (Part 1; Parts 2 through 4 are duplicates)



## Purpose

PPQ Form 624, Notice for Seizure and Proposed Forfeiture of Property Valued at \$10,000 or Less (OCT 2006), is now issued for seizures whose value is \$10,000 or less **only**, and is used to notify the violator of the intended forfeiture of the violator's seized property. PPQ Form 624 is a multi-part (5-page) carbon form. Parts 2 through 4 are duplicates of Part 1; Part 5 is a port worksheet. (See [PPQ Form 624, Part 5-PPQ/CBP Port Worksheet](#).)

## NOTICE

**Do not** use or modify PPQ Form 624 for seizures greater than \$10,000 value.

Previous editions of PPQ Form 624 are obsolete.

## Instructions for Completing PPQ Form 624, Parts 1 through 4

Complete *PPQ Form 624, Part 1* (Parts 2, 3, and 4 are duplicates) as shown in [Table A-8](#) for seizure and proposed forfeitures valued at \$10,000 or less.

**Table A-8 Instructions for Completing PPQ Form 624, Notice for Seizure and Proposed Forfeiture Valued at \$10,000 or Less**

Block	Instructions	
	FILE NO.	ENTER the port file number (see <a href="#">Filing System for Violations, Seizures, and Forfeitures</a> )
1	The property described below was seized by USDA or DHS.....	1. If PPQ seized the article or lumber, then circle USDA 2. If CBP seized the article or lumber, then circle DHS
	on (date)..... at (time).....	After you verify this shipment warrants forfeiture and is placed in a CBP- or PPQ-owned, leased, or approved facility or is within a Customs-bonded operation, then ENTER the date you are completing this form (completion of this form constitutes seizure)
	at...	LIST the name of the place (pier, port, etc.) where the seizure occurred
	and is now in the custody of an Officer of PPQ or CBP	3. If the property is in the custody of a PPQ Officer, then circle PPQ 4. If the property is in the custody of a CBP Officer, then circle CBP
	at...	ENTER the name of the city and State where the seized property is being held

**Forms and Permits**

PPQ Form 624, Notice for Seizure and Proposed Forfeiture of Property Valued at \$10,000 or Less

**Table A-8 Instructions for Completing PPQ Form 624, Notice for Seizure and Proposed Forfeiture Valued at \$10,000 or Less (continued)**

Block	Instructions	
2	DESCRIPTION OF PROPERTY	
	Common Name	LIST the common name of the wood that the article or lumber is derived
	Origin	LIST the wood's country of origin
	Scientific Name	LIST the scientific name of the wood that the article is derived
	Appendix Number	LIST the wood's CITES Appendix number (I, II, III)
	Source	1. If the wood is from plantation-grown trees, then LIST "Artificially Propagated" 2. If the wood is from trees in the wild, then LIST "Wild"
3	DESCRIPTION OF PROPERTY (include any identifying numbers)	LIST a description of the article and any identifying marks (such as stencil marks, order number, box markings, serial number, etc.)
4	THIS PROPERTY WAS SEIZED BECAUSE	LIST a description of the violation  <b>EXAMPLE</b> The owner attempted to import regulated wood without the required CITES document.
	THIS WAS IN VIOLATION OF	LIST the CFR number and USC number of the regulation violated (see <a href="#">List of Violations</a> , <a href="#">Figure A-3</a> )
5	NAME AND ADDRESS OF APPARENT OWNER OF DESCRIBED PROPERTY	LIST the owner's name (person or company) and address
6	THE PROPERTY WAS APPRAISED IN ACCORDANCE WITH 7 CFR 356.2 AND THE VALUE HAS BEEN DETERMINED TO BE APPROXIMATELY \$	1. If the same wood or articles as those seized are sold in the U.S., then LIST the estimated value (of those sold) at the nearest retail store (see <a href="#">Step 3: Estimate the Retail Value of the Timber or Articles Moving in Violation of the Legislation</a> on page 4-8) 2. If the same wood or articles are <b>not</b> sold in the U.S., then LIST the invoiced amount
7	NOTICE POSTED DATE/TIME	ENTER the date and time the notice is posted at the port
8	PRINT NAME OF OFFICER	PRINT the name of the officer who seized the article and completed this form
9	SIGNATURE OF OFFICER	Officer completing form SIGNS

Instructions for completing [PPQ Form 624, Part 5-PPQ/CBP Port Worksheet](#) are on [page A-37](#).

## Distribution and Retention of PPQ Form 624, Parts 1 through 4

Distribute and retain [PPQ Form 624, Notice for Seizure and Proposed Forfeiture of Property Valued at \\$10,000 or Less](#), as follows:

1. Scan and send via e-mail, PPQ Form 624, Part 1-PPQ Headquarters to:

E-mail: [john.veremis@usda.gov](mailto:john.veremis@usda.gov)

Subject: PPQ Form 624, Notice for Seizure and Proposed Forfeiture of Property Valued at \$10,000 or Less

Attn: National CITES Coordinator

(In the near future, you will be notified to send the actual document to Riverdale.)

2. Place *Part 2-PPQ/CBP Port File* in the PPQ or CBP port file.
3. Post *Part 3-Port Copy (for posting)* at the port; after the posting period of 21 days has ended, then remove and place this copy in the PPQ or CBP port file.
4. Mail *Part 4-Owner* together with following forms, to all persons believed to be owners or to have an interest in the seized material<sup>2</sup> with a **Return Receipt Requested**:
  - ❖ PPQ Form 623, Waiver of Forfeiture Procedures by Owner of Seized Property
  - ❖ PPQ Form 625, Claim and Bond
  - ❖ PPQ Form 626, Petition for Remission or Mitigation of Forfeiture

### NOTICE

If the owner or owner's agent is present and requests a copy of [PPQ Form 624, Notice for Seizure and Proposed Forfeiture of Property Valued at \\$10,000 or Less](#), then make a photocopy of *Part 4 -Owner* and give the photocopy to the owner or owner's agent. You **must** also send the **original** *Part 4-Owner* of PPQ Form 624, to the owner or owner's agent by **Certified** or **Registered Mail** with **Return Receipt Requested** to comply with the regulations.

### NOTICE

If multiple owners or agents are identified, then you may send photocopies of the required forms in lieu of the actual forms.

5. Use and maintain *Part 5* as the port worksheet. Continue to [Instructions for Completing PPQ Form 624, Part 5-PPQ/CBP Port Worksheet](#) on

<sup>2</sup> Those that may have an interest include interested parties such as owner's agent, shipping line, or supplier. These people are identified on PPQ Form 624, [PPQ Form 624, Part 5-PPQ/CBP Port Worksheet, Block 6](#).

**Forms and Permits**

PPQ Form 624, Notice for Seizure and Proposed Forfeiture of Property Valued at \$10,000 or Less

---

*page A-38*, and [Distribution and Retention of PPQ Form 624A, Part 5-PPQ/CBP Port Worksheet](#) on *page A-47*.



**Purpose**

PPQ Form 624, Part 5-PPQ/CBP Port Worksheet of PPQ Form 624, Notice for Seizure and Proposed Forfeiture of Property Valued at \$10,000 or Less is used to document which forms have been sent and received, who was notified, and the date the next step is to be taken.

**Instructions for Completing PPQ Form 624, Part 5-PPQ/CBP Port Worksheet**

Complete *Part 5-PPQ/CBP Port Worksheet* of *PPQ Form 624, Notice for Seizure and Proposed Forfeiture of Property Valued at \$10,000 or Less*, as directed in *Table A-9*. (See also [Forfeiture Procedures for Seizures Valued at \\$10,000 or Less](#) on page 4-9.)

**Table A-9 Instructions for Completing PPQ Form 624, Part 5-PPQ/CBP Port Worksheet**

Block		Instructions
	FILE NO.	<i>Blocks 1-4 have been filled out during the process of completing Part 1</i>
1	The property described below was seized by USDA or DHS...on (date)...at (time)...at (place)...and is now in the custody of PPQ or CBP (please circle one) at...	
2	DESCRIPTION OF PROPERTY Common Name/Origin/Scientific Name/Appendix Number/Source (Artificially Propagated or Wild)/ Number of Plants, Parts, or Weight	
3	DESCRIPTION OF PROPERTY OTHER THAN PLANTS	
4	THIS PROPERTY WAS SEIZED BECAUSE  THIS WAS IN VIOLATION OF	
5	APPRAISED VALUE \$	LIST the appraised value of the seizure from <i>Part 1-Headquarters, Block 6</i>
	BASIS OF APPRAISAL	LIST the source of the appraised value (see <a href="#">Step 3: Estimate the Retail Value of the Timber or Articles Moving in Violation of the Legislation</a> on page 4-8)

**Table A-9 Instructions for Completing PPQ Form 624, Part 5-PPQ/CBP Port Worksheet (continued)**

Block		Instructions
6	NAME OF PERSONS KNOWN TO HAVE AN INTEREST IN THE ARTICLE SEIZED	LIST the names of all persons believed to be owners or to have an interest in the seized material
	<b>INSERT DATE IN BLOCKS THAT APPLY</b>	
	PPQ 623 SIGNED	If PPQ Form 623 was returned signed by the violator, then LIST the date received If PPQ Form 623 <b>not</b> signed and returned from the violator, then draw a line through the block
	PPQ 624 SENT	If PPQ Form 624 was sent to the violator, then LIST the date sent If <b>not</b> sent to the violator, then draw a line through the block
	PPQ 625 SENT	If PPQ Form 625 was sent to the violator, then LIST the date sent If <b>not</b> sent to the violator, then draw a line through the block
	PPQ 625 RECEIVED	If PPQ Form 625 was returned signed from the violator, then enter the date received If PPQ Form 625 was <b>not</b> signed and returned from the violator, then draw a line through the block
	PPQ 626 SENT	If PPQ Form 626 was sent to the violator, then LIST the date sent If <b>not</b> sent to the violator, then draw a line through the block
	PPQ 626 RECEIVED	If PPQ Form 626 was returned signed from the violator, then ENTER the date received If PPQ Form 626 was <b>not</b> signed and returned from the violator, then draw a line through the box
7	<b>RECORD OF STEPS COMPLETED</b>	
	a. PPQ 624 mailed by registered or certified mail to person(s) identified in 6 above	LIST the date and time PPQ Form 624 was posted, and INITIAL the corresponding block
	b. PPQ 624 Removed (a + 21 days) Date/Time/Initials	LIST the date and time PPQ Form 624 was removed (date listed in <i>Block 7a</i> plus 21 days), and INITIAL the corresponding block
	c. Deadline for receiving PPQ 625 (a + 20 days)	LIST the date and time PPQ Form 625 <b>must</b> be received (date sent + 20 days), and INITIAL the corresponding block
	d. PPQ 627 Declaration of Forfeiture prepared and sent ( <b>not</b> before c)	LIST the date and time PPQ Form 627 was sent, and INITIAL the corresponding block
	e. Property forfeited to the United States of America for disposition according to law ( <b>not</b> before d)	LIST the date and time the property is forfeited, and INITIAL the corresponding block


**Distribution and Retention of PPQ Form 624, Part 5-PPQ/CBP Port Worksheet**

File and retain the completed yellow *Part 5-PPQ/CBP Port Worksheet* of [PPQ Form 624, Notice for Seizure and Proposed Forfeiture of Property Valued at \\$10,000 or Less](#) in the port file, and retain for 5 years.



# PPQ Form 624A, Notice for Seizure of Property Valued Greater Than \$10,000

## PPQ Form 624A, Parts 1 through 4

U.S. DEPARTMENT OF AGRICULTURE ANIMAL AND PLANT HEALTH INSPECTION SERVICE PLANT PROTECTION AND QUARANTINE				FILE NO. MI 07-60	
<b>NOTICE FOR SEIZURE OF PROPERTY VALUED GREATER THAN \$10,000</b>					
1. The property described below was seized by USDA or <b>(DHS)</b> (please circle one) on (date) <u>May 3, 2007</u> at (time) <u>1030</u> at (place) <u>Pier 16 Port of Miami</u> and is now in the custody of an Officer of PPQ or <b>(CBP)</b> (please circle one) at <u>Miami, Florida</u> This property is subject to procedures relating to forfeitures in 7 CFR 356.1 - 356.9.					
<b>2. DESCRIPTION OF PROPERTY</b>					
Common Name	Origin	Scientific Name	Appendix Number	Source (Artificially Propagated or Wild)	Number of Plants, Parts, or Weight
Bigleaf mahogany	Nicaragua	Swietenia macrophylla	II	Wild	15.2 cubic meters
3. DESCRIPTION OF PROPERTY (Include any identifying numbers) Dimension mahogany lumber; 8 bundles stenciled with "ITT" (International Tropical Timber) in red on the end grain. Bill of lading MOLU-6758326-A-02					
4. THIS PROPERTY WAS SEIZED BECAUSE The owner attempted to import without the required CITES document.  THIS WAS IN VIOLATION OF 16 USC 1538(c)(1); 50CFR 23.12.(a)(3)					
5. NAME AND ADDRESS OF APPARENT OWNER OF DESCRIBED PROPERTY Frederick Hartman International Tropical Timber (ITT) 2735 Wood Lane Miami, FL 33312					
6. THE PROPERTY WAS APPRAISED IN ACCORDANCE WITH 7 CFR 356.2 AND THE VALUE HAS BEEN DETERMINED TO BE APPROXIMATELY \$ 14,700					
Any person having an interest in the property specified in Item 1 above may file a petition for remission or mitigation of forfeiture in accordance with procedures in 7 CFR 356.7. This does not allow remission or mitigation of plants that are without documentation required under 50 CFR Chapter 1.  The Animal and Plant Health Inspection Service shall take appropriate action in accordance with 7 CFR 356 and the Civil Asset Forfeiture Reform Act of 2000.					
<b>7. NOTICE SENT</b>		<b>8. PRINT NAME OF OFFICER</b>		<b>9. SIGNATURE OF OFFICER</b>	
DATE 5-3-07	TIME 1045	Maria Sanchez			
PPQ FORM 624A (OCT 2006)			PART 1 - PPQ HEADQUARTERS		

**Figure A-18 Example of PPQ Form 624A, Notice for Seizure of Property Valued Greater Than \$10,000 (Part 1; Parts 2 through 4 are duplicates)**

**Purpose**

PPQ Form 624A, Notice for Seizure of Property Valued Greater Than \$10,000 is used to notify the violator of the intended forfeiture of the violator’s seized property when the value is over \$10,000. PPQ Form 624A is a multi-part (5-page) carbon form. *Parts 2 through 4* are duplicates of *Part 1*; *Part 5* is used as a port worksheet.

**NOTICE**

Do not modify or use PPQ Form 624, Notice for Seizure and Proposed Forfeiture of Property Valued at \$10,000 or Less, for seizures greater than \$10,000 value.

PPQ Form 624A, Notice for Seizure of Property Valued Greater Than \$10,000 **must** be used for seizures over \$10,000 value.

**Instructions for Completing PPQ Form 624A, Parts 1-4**

Complete *PPQ Form 624A, Part 1* (*Parts 2 through 4* are duplicates) according to the instructions in *Table A-10*. (See also [Forfeiture Procedures for Seizures Valued Greater than \\$10,000](#) on page 4-12 for detailed instructions.)

**Table A-10 Instructions for Completing PPQ Form 624A, Notice for Seizure of Property Valued Greater Than \$10,000, Part 1 (Parts 2-4 are duplicates)**

Block	Instructions	
	FILE NO.	LIST the port file number (see <a href="#">Filing System for Violations, Seizures, and Forfeitures</a> )
1	The property described below was seized by USDA or DHS	1. If PPQ seized the article or lumber, then circle USDA 2. If CBP seized the article or lumber, then circle DHS
	on (date) at (time)	After you verify this shipment warrants forfeiture and is placed in a CBP- or PPQ-owned, leased, or approved facility or is within a Customs-bonded operation, then LIST the date and time you are completing this form (completion of this form constitutes seizure)
	at (place).	LIST the name of the place (pier, port, etc.) where the seizure occurred
	and is now the custody of an Officer of PPQ or CBP	1. If the property is in the custody of a PPQ Officer, then CIRCLE PPQ 2. If the property is in the custody of a CBP Officer, then CIRCLE CBP
	at.....	LIST the name of the city and State where the seized property is being held

**Table A-10 Instructions for Completing PPQ Form 624A, Notice for Seizure of Property Valued Greater Than \$10,000, Part 1 (Parts 2-4 are duplicates) (continued)**

Block	Instructions	
2	<b>DESCRIPTION OF PROPERTY</b>	
	Common Name	LIST the common name of the wood that the article or lumber is derived
	Origin	LIST the wood's country of origin
	Scientific Name	LIST the scientific name of the wood that the article is derived
	Appendix Number	LIST the wood's CITES Appendix number (I, II, or III)
	Source (Artificially Propagated or Wild)	1. If the wood is from plantation-grown trees, then LIST "Artificially Propagated" 2. If the wood is from trees in the wild, then LIST "Wild"
	Number of Plants, Parts, or Weight	LIST the quantity seized (number of pieces, cubic meters, square meters, etc. according to commodity)
3	DESCRIPTION OF PROPERTY (include any identifying numbers)	LIST a description of the article and any identifying marks (such as stencil marks, order number, box markings, serial number, etc.)
4	THIS PROPERTY WAS SEIZED BECAUSE	ENTER a description of the violation  <b>EXAMPLE</b> The owner attempted to import regulated wood <b>without</b> the required CITES document.
	THIS WAS IN VIOLATION OF	ENTER the CFR section and USC section of the regulation violated (see <a href="#">List of Violations, Figure A-3</a> )
5	NAME AND ADDRESS OF APPARENT OWNER OF DESCRIBED PROPERTY	LIST the owner's name (person or company) and address
6	THE PROPERTY WAS APPRAISED IN ACCORDANCE WITH 7CFR 356.2 AND THE VALUE HAS BEEN DETERMINED TO BE APPROXIMATELY \$	1. If the same wood or articles as those seized are sold in the U.S., then LIST the estimated value (of those sold) at the nearest retail store (see <a href="#">Step 3: Estimate the Retail Value of the Timber or Articles Moving in Violation of the Legislation</a> on page 4-8) 2. If the same wood or articles are <b>not</b> sold in the U.S., then LIST the invoiced amount
7	NOTICE SENT	ENTER the date and time the notice is sent to the owner or company
8	PRINT NAME OF OFFICER	PRINT the name of officer seizing the wood or articles and completing this form
9	SIGNATURE OF OFFICER	Officer completing the form SIGNS

## Distribution and Retention of PPQ Form 624A, Notice for Seizure of Property Valued Greater Than \$10,000, Parts 1-4

Distribute *Parts 1 through 4* of PPQ Form 624A, Notice for Seizure of Property Valued Greater Than \$10,000, as listed below (see [Forfeiture Procedures for Seizures Valued Greater than \\$10,000](#) on page 4-12 for more information):

1. Assemble the following documents:
  - A. *PPQ Form 624A, Part 1-PPQ Headquarters original*
  - B. Narrative report **original** (written by CPB Agriculture Specialist, PPQ Plant Health Safeguarding Specialist, or PPQ Export Certification Specialist)
  - C. Correspondence and documents that accompanied the shipment
2. Scan the above documents and send via e-mail to:

E-mail: [john.veremis@usda.gov](mailto:john.veremis@usda.gov)

Subject: PPQ Form 624A, Notice for Seizure of Property Valued Greater Than \$10,000

Attn: National CITES Coordinator

(In the near future, you will be notified to send the actual documents to Riverdale.)

3. Mail by **Certified** or **Registered Mail** with **Return Receipt Requested**, the following forms to all persons believed to be owners or to have an interest in the seized material <sup>3</sup>:
  - ❖ *PPQ Form 624A, Part 4-Owner*
  - ❖ *PPQ Form 626, Petition for Remission or Mitigation of Forfeiture*

### NOTICE

If multiple owners or agents are identified, then you may send photocopies of the required forms in lieu of the actual forms.

4. File the *PPQ Form 624A Part 2-PPQ/CBP Port File*, and *Part 5-PPQ/CBP Port Worksheet*, **original** in the port files and retain for 5 years.

### NOTICE

If the owner or owner's agent is present and requests a copy of the PPQ Form 624A, then make a photocopy of *Part 4-Owner* and give the photocopy to the owner or owner's agent. You **must** also send the **original Part 4** of PPQ Form 624A to the owner or owner's agent by **Certified** or **Registered Mail** with **Return Receipt Requested** to comply with the regulations.

---

<sup>3</sup> Those that may have an interest include interested parties such as the owner's agent, shipping line, or supplier. These people are identified on the PPQ Form 624A, *Part 5-PPQ/CBP Port Worksheet, Block 6*.

## PPQ Form 624A, Part 5-PPQ/CBP Port Worksheet

U.S. DEPARTMENT OF AGRICULTURE ANIMAL AND PLANT HEALTH INSPECTION SERVICE PLANT PROTECTION AND QUARANTINE				FILE NO. MI 07-60	
<b>NOTICE FOR SEIZURE OF PROPERTY VALUED                  GREATER THAN \$10,000</b>					
1. The property described below was seized by USDA or DHS (please circle one) on (date) <u>May 3, 2007</u> at (time) <u>1030</u> at (place) <u>Pier 16 Port of Miami</u> and is now in the custody of an Officer of PPQ or CBP (please circle one) at <u>Miami, Florida</u> This property is subject to procedures relating to forfeitures in 7 CFR 356.1 - 356.9.					
<b>2. DESCRIPTION OF PROPERTY</b>					
Common Name	Origin	Scientific Name	Appendix Number	Source (Artificially Propagated or Wild)	Number of Plants, Parts, or Weight
Bigleaf Mahogany	Nicaragua	Swietenia macrophylla	II	Wild	15.2 cubic meters
3. DESCRIPTION OF PROPERTY (include any identifying numbers) Dimension mahogany lumber; 8 bundles stenciled with "ITT" (International Tropical Timber) in red on the end grain. Bill of lading MOLU-6758326-A-02					
4. THIS PROPERTY WAS SEIZED BECAUSE The owner attempted to import without the required CITES document.  THIS WAS IN VIOLATION OF <u>16 USC 1538(c)(1); 50CFR 23.12(a)(3)</u>					
5. APPRAISED VALUE \$ <u>14,700</u>  BASIS OF APPRAISAL <u>Invoiced amount</u>					
<b>6. NAME OF PERSONS KNOWN TO HAVE AN INTEREST IN THE ARTICLES SEIZED</b>			PPQ 624A SENT	PPQ 626 SENT	PPQ 626 RECEIVED
Frederick Hartman			5-3-07	5-3-07	
<b>7. RECORD OF STEPS COMPLETED</b>					
a. PPQ 624A mailed by registered or certified mail to person(s) identified in #6 above.....  b. Date of final disposition of forfeited property according to law, or transfer of custody of property to other U.S. Government Agency (fill in name of agency).....				DATE	TIME
				INITIALS	
				7-3-07	1045
Retain this form and copies of PPQ 624A (Parts 2 and 5), 626, and any other documents applicable to this shipment for 5 years.					
PPQ FORM 624A (OCT 2006)			PART 5 - PPQ/CBP PORT WORKSHEET		

**Figure A-19 Example of PPQ Form 624A, Notice for Seizure of Property Valued Greater Than \$10,000 (Part 5-PPQ/CBP Port Worksheet)**

**Purpose**

PPQ Form 624A, Part 5-PPQ/CBP Port Worksheet, is a port worksheet used to document the seizure’s appraised value and appraisal source, which forms have been sent and received, and who was notified.

**Instructions for Completing PPQ Form 624A, Part 5-PPQ/CBP Port Worksheet**

Complete PPQ Form 624A, Part 5-PPQ/CBP Port Worksheet, as shown in Table A-11.

**Table A-11 Instructions for Completing PPQ Form 624A, Part 5-PPQ/CBP Port Worksheet**

Block		Instructions
FILE NO.		VERIFY <i>Blocks 1 through 4 of Part 5 -PPQ/CBP Port Worksheet</i> are filled in ( <i>previously completed for Part 1</i> )
1	The property described below was seized by USDA or DHS on...	
2	DESCRIPTION OF PROPERTY Common Name/Origin/Scientific Name/ Appendix Number/Source (Artificially Propagated or Wild)/Number of Plants, Parts, or Weight	
3	DESCRIPTION OF PROPERTY (include any identifying numbers)	
4	THIS PROPERTY WAS SEIZED BECAUSE  THIS WAS IN VIOLATION OF	
5	APPRAISED VALUE \$	LIST the appraised value (see <i>Part 1, Block 6</i> of PPQ Form 624A)
	BASIS OF APPRAISAL	LIST the source of the appraisal (see <a href="#">Step 3: Estimate the Retail Value of the Timber or Articles Moving in Violation of the Legislation</a> on page 4-8)
6	NAME OF PERSONS KNOWN TO HAVE AN INTEREST IN THE ARTICLES SEIZED	LIST the names of all persons believed to be owners or to have an interest in the seized material
	PPQ 624A SENT	LIST the date <i>PPQ Form 624A, Part 4-Owner</i> was mailed
	PPQ 626 SENT	LIST the date <a href="#">PPQ Form 626, Petition for Remission or Mitigation of Forfeiture</a> of Forfeiture was mailed to the violator
	PPQ 626 RECEIVED	If PPQ Form <a href="#">PPQ Form 626, Petition for Remission or Mitigation of Forfeiture</a> , is signed and returned from the violator, then LIST the date PPQ Form 626 is received

**Table A-11 Instructions for Completing PPQ Form 624A, Part 5-PPQ/CBP Port Worksheet (continued)**

Block	Instructions	
7	<b>RECORD OF STEPS COMPLETED</b>	
	a. PPQ 624A mailed by registered or certified mail to person(s) listed in 6., above	List the date and time <i>Part 4-Owner</i> is mailed to the person(s) listed in <i>Block 6</i> of PPQ Form 624A, and INITIAL in the corresponding block
	b. Date of final disposition of forfeited property according to law, or transfer of custody of property to other U.S. Government Agency (fill in name of agency)	When you receive notification of final disposition of the property, or notification the custody is transferred to another government agency, then LIST and the name of the government agency on the dotted line, and LIST the date and time, and INITIAL in the corresponding block
RETAIN this form and copies of PPQ Form 624A (Parts 2, 3, and 5), PPQ Form 626, and any other documents applicable to this shipment for 5 years.		

### **Distribution and Retention of PPQ Form 624A, Part 5-PPQ/CBP Port Worksheet**

File the yellow *Part 5-PPQ/CBP Port Worksheet*, of *PPQ Form 624A, Notice for Seizure of Property Valued Greater Than \$10,000*, in the port file and retain for 5 years.

## PPQ Form 625 Claim and Bond

According to the Paperwork Reduction Act of 1995, no persons are required to respond to a collection of information unless it displays a valid OMB control number. The valid OMB control number for this information collection is 0579-0076. The time required to complete this information collection is estimated to average .50 minutes per response, including the time for reviewing instructions, searching existing data sources, gathering and maintaining the data needed, and completing and reviewing the collection of information.

Filing of this claim and bond is required for return of seized property. Information shall be transmitted to the U.S. Attorney for forfeiture proceedings in the U.S. District Court (7 CFR 356).

FORM APPROVED  
OMB NO. 0579-0076

<p>U.S. DEPARTMENT OF AGRICULTURE ANIMAL AND PLANT HEALTH INSPECTION SERVICE PLANT PROTECTION AND QUARANTINE</p> <p><b>CLAIM AND BOND</b></p>	FILE NO.
---	----------

According to the Paperwork Reduction Act of 1995, no persons are required to respond to a collection of information unless it displays a valid OMB control number. The valid OMB control number for this information collection is 0579-0076. The time required to complete this information collection is estimated to average .50 minutes/hours per response, including the time for reviewing instructions, searching existing data sources, gathering and maintaining the data needed, and completing and reviewing the collection of information.

1. I, \_\_\_\_\_, hereby file a claim and bond as specified in 7 CFR 356.4(c)(2). My interest in this property is as follows:

\_\_\_\_\_

2. LIST OR SCHEDULE CONTAINING A DESCRIPTION OF SEIZED ARTICLES, CLAIM FOR WHICH IS COVERED BY THE WITHIN BOND.

\_\_\_\_\_

THE FOREGOING LIST IS CORRECT

3. CLAIMANT

\_\_\_\_\_

4. ATTEST

\_\_\_\_\_

5. ATTEST

\_\_\_\_\_

6. I understand that this claim and bond does not entitle me to possession of the property. I also understand that in case of condemnation of the articles claimed, the claimant shall pay all costs and expenses of the proceeding to obtain such condemnation.

\_\_\_\_\_

PPQ FORM 625 (JUN E 2000) Previous edition may be used.

Figure A-20 Example of PPQ Form 625, Claim and Bond



## Purpose

*PPQ Form 625, Claim and Bond*, is used for seizures valued at \$10,000 or less as part of a legal process in which the owner of the seized property attempts to regain custody of the property.

### NOTICE

A bonded release will **not** be made if such an action would frustrate the purpose of the Act or Convention. As an example, 7CFR 356 **does not** allow the release of CITES regulated plants that are without the documentation required under 50CFR Chapter I

## Instructions

The CBP Agriculture Specialist (CBP-AS), PPQ Plant Health Safeguarding Specialist (PPQ-PHSS) or PPQ Export Certification Specialist (PPQ-ECS) lists the Port file number in the *FILE NO.* block. *Do not* complete any other blocks on this form.

If the owner decides to file a Claim and Bond, then the owner will complete the form.

## Distribution of PPQ Form 625

Distribute PPQ Form 625 as follows:

### Seizures Valued at \$10,000 or Less

If the owner or owner's agent signs *PPQ Form 623, Waiver of Forfeiture Procedures by Owner of Seized Property*, then *PPQ Form 625, Claim and Bond*, is *not* sent.

If the owner or owner's agent is present and will **not** sign PPQ Form 623 or is **not** present, then send *PPQ Form 625, Claim and Bond*, together with the following documents, by ***Certified*** or ***Registered Mail*** with ***Return Receipt Requested*** to the owner or owner's agent at the last known address:

- ◆ *PPQ Form 623, Waiver of Forfeiture Procedures by Owner of Seized Property*
- ◆ *Part 4-Owner of PPQ Form 624, Notice for Seizure and Proposed Forfeiture of Property Valued at \$10,000 or Less*
- ◆ *PPQ Form 626, Petition for Remission or Mitigation of Forfeiture*

### NOTICE

If multiple owners or agents are identified, then you may send photocopies of the required forms in lieu of the actual forms.

Keep or make a copy of PPQ Form 625 and PPQ Form 626 for the port file prior to sending.

## PPQ Form 626, Petition for Remission or Mitigation of Forfeiture

Filing of this petition is required for remission or mitigation of seized property. Information will be used in determining whether the petition is granted or denied (7 CFR 356).		FORM APPROVED OMB NO. 0579-0076
According to the Paperwork Reduction Act of 1995, no persons are required to respond to a collection of information unless it displays a valid OMB control number. The valid OMB control number for this information collection is 0579-0076. The time required to complete this information collection is estimated to average .50 minutes/hours per response, including the time for reviewing instructions, searching existing data sources, gathering and maintaining the data needed, and completing and reviewing the collection of information.		
U.S. DEPARTMENT OF AGRICULTURE ANIMAL AND PLANT HEALTH INSPECTION SERVICE PLANT PROTECTION AND QUARANTINE		FILE NO.
PETITION FOR REMISSION OR MITIGATION OF FORFEITURE		
TO:  _____ USDA-APHIS Plant Protection and Quarantine  _____ <div style="display: flex; justify-content: space-around; font-size: x-small;"> <span>City</span> <span>State and Zip Code</span> </div>	1. DATE AND TIME OF SEIZURE  <hr/> 2. PLACE OF SEIZURE	
3. DESCRIPTION OF PROPERTY       		
4. NAME AND ADDRESS OF PETITIONER    		
5. EVIDENCE OF YOUR INTEREST IN THE PROPERTY SUCH AS CONTRACTS, BILLS OF SALE, INVOICES, CERTIFICATES OF TITLE, ETC., <i>(Please attach copies of any documents)</i>    		
6. STATEMENT OF ALL FACTS AND CIRCUMSTANCES RELIED UPON BY THE PETITIONER TO JUSTIFY REMISSION OR MITIGATION OF THE FORFEITURE          		
7. SIGNATURE OF PETITIONER OR PETITIONERS ATTORNEY AT LAW <i>(If a business, the signature must be that of a partner, officer, or attorney at law)</i>		8. DATE SIGNED
PPQ FORM 626 (APR 2000) <span style="float: right;">Previous edition may be used.</span>		

Figure A-21 Example of PPQ Form 626, Petition for Remission or Mitigation of Forfeiture

## Purpose

*PPQ Form 626, Petition for Remission or Mitigation of Forfeiture*, can be used by the owner or owner's agent in the process of attempting to have the Deputy Administrator grant relief of the forfeited property. This form is used for seizures valued at \$10,000 or less, and for seizures valued greater than \$10,000.

### NOTICE

Remission and mitigation will **not** be made if such an action would frustrate the purpose of the Act or Convention. As an example, 7CFR 356 **does not** allow for remission or mitigation with respect to CITES regulated plants that are without the documentation required under 50CFR Chapter I.

## Instructions

The CPB Agriculture Specialist, PPQ Plant Health Safeguarding Specialist, or PPQ Export Certification Specialist lists the Port file number in the block labeled *FILE NO.* **Do not** complete any remaining blocks on this form. (If the owner decides to file the petition, then the owner completes the form.)

## Distribution of PPQ Form 626

Distribute PPQ Form 626 based on if a seizure valued at \$10,000 or less or a seizure valued at greater than \$10,000.

### Seizures Valued at \$10,000 or Less

For seizures valued at \$10,000 or less if the owner signs PPQ Form 623, then *PPQ Form 626, Petition for Remission or Mitigation of Forfeiture*, is *not* sent.

### NOTICE

If multiple owners or agents are identified, then you may send photocopies of the identified forms in lieu of the actual forms or blocks.

If the owner or owner's agent is present and **did not** sign PPQ Form 623, or is **not** present, then the CPB Agriculture Specialist, PPQ Plant Health Safeguarding Specialist, or PPQ Export Certification Specialist will do as follows:

- ◆ Send *PPQ Form 626, Petition for Remission or Mitigation of Forfeiture* together with the following documents, by **Certified** or **Registered Mail** with **Return Receipt Requested** to all persons believed to be owners or agents:
  - ❖ *PPQ Form 623, Waiver of Forfeiture Procedures by Owner of Seized Property*
  - ❖ *PPQ Form 624, Notice for Seizure and Proposed Forfeiture of Property Valued at \$10,000 or Less, Part 4-Owner*

❖ *PPQ Form 625, Claim and Bond*

- ◆ Keep or make a copy of PPQ Form 625 and PPQ Form 626 for the port file prior to sending.

**Seizures Valued Greater than \$10,000**

For seizures valued greater than \$10,000, the CPB Agriculture Specialist, PPQ Plant Health Safeguarding Specialist, or PPQ Export Certification Specialist will do as follows:

- ◆ Send *PPQ Form 626, Petition for Remission or Mitigation of Forfeiture*, together with the Part 4-Owner, of *PPQ Form 624A, Notice for Seizure of Property Valued Greater Than \$10,000*, by **Certified** or **Registered Mail** with **Return Receipt Requested** to all persons believed to be owners or agents at the last known address.

Keep or make a copy for the port file prior to sending.

**NOTICE**

If multiple owners or agents are identified, then you may send photocopies of the identified forms in lieu of the actual forms or blocks.

## PPQ Form 627, Declaration of Forfeiture

This example below is for seizures valued at \$10,000 or less.


U. S. DEPARTMENT OF AGRICULTURE ANIMAL AND PLANT HEALTH INSPECTION SERVICE PLANT PROTECTION AND QUARANTINE DECLARATION OF FORFEITURE		FILE NO. Miami 04-02
1. The property described below was seized by the U. S. Department of Agriculture on (date) <u>07/06/04</u> at (time) <u>1330</u> at (place) <u>Pier 12, Port of Miami</u> and is now in the custody of the Officer in Charge of Plant Protection and Quarantine, at <u>Miami, Florida</u> . This property is subject to procedures relating to forfeitures in 7 CFR 356.1 - 356.9.		
2. DESCRIPTION OF PROPERTY		
Common Name	Scientific Name	Number of Plants or Parts
Ramin	Gonystylus sp.	1.158 cubic meters
3. DESCRIPTION OF PROPERTY OTHER THAN PLANTS (Include any identifying numbers)		
Wooden dowels, 100,000 pieces, 100 boxes, marked: Order No. 04-07643		
4. THIS PROPERTY WAS SEIZED BECAUSE		
The owner attempted to import without the required CITES document.		
THIS WAS IN VIOLATION OF 16 USC 1538(c)(1), 50CFR 23.11, 50 CFR 23.12(a)(iii)		
5. A NOTICE OF SEIZURE AND PROPOSED FORFEITURE WAS POSTED AT THE PLANT PROTECTION AND QUARANTINE OFFICE		
AT (location) Miami, Florida	FROM (date & time) 07/06/04 1430	
TO (date & time) 07/27/04 1430		
6. COPIES OF THE NOTICE WERE MAILED OR HANDED TO THE FOLLOWING PERSONS (Show alleged interest in seized property)		
Henry Pattison, Owner, H.P. Hardwood, Inc.		
7. In response to the above stated notice, no proper claim and bond were received within the 20 days specified in 7 CFR 356.4(c)(2). Therefore, all potential claimants are deemed to admit the truth of the allegations of the notice.		
8. The above described property is hereby ordered condemned and is forfeited to the United States of America for disposition according to law.		
9. SIGNATURE OF PLANT PROTECTION AND QUARANTINE OFFICER		10. DATE
		07/27/04
PPQ FORM 627 (APR 84)		PART 1 - PPQ PORT FILE

Figure A-22 Example of PPQ Form 627, Declaration of Forfeiture (for forfeitures valued at \$10,000 or less)

## Purpose

PPQ Form 627, Declaration of Forfeiture, is used to take custody of seized material that is valued at \$10,000 or less.

## Instructions

### Forfeitures Valued at \$10,000 or Less

For forfeitures valued at \$10,000 or less, complete PPQ Form 627 as instructed in [Table A-12](#).

**Table A-12 Instructions for Completing PPQ Form 627, Declaration of Forfeiture**

Block	Instructions	
	FILE NO.	LIST the port file number (see <a href="#">Filing System for Violations, Seizures, and Forfeitures</a> )
1	The property...	LIST in the appropriate blanks the date, time, place, city, and State where the property was seized
2	DESCRIPTION OF PROPERTY	
	Common Name	LIST the common name of the article/wood seized
	Scientific Name	LIST the scientific name of the article/wood seized
	Number of Plants or Parts	LIST the number of plants or parts seized (see <a href="#">Conversion Formulas</a> )
3	DESCRIPTION OF PROPERTY...	List a description of the article seized
4	THIS PROPERTY WAS SEIZED BECAUSE	LIST the reasons the articles were seized
	THIS WAS IN VIOLATION OF	LIST the CFR section and USC section of the regulation violated (see <a href="#">List of Violations</a> on page A-7, <a href="#">Figure A-3</a> )
5	A NOTICE OF SEIZURE AND PROPOSED FORFEITURE WAS POSTED AT THE PLANT PROTECTION AND QUARANTINE OFFICE	
	AT	LIST the location the notice was posted (city, State)
	FROM	LIST the date and time the notice was posted
	TO	LIST the date and time the notice was removed
6	COPIES OF THE NOTICE WERE MAILED OR HANDED TO THE FOLLOWING PERSONS	<ol style="list-style-type: none"> <li>LIST each person's name, interest in property, and business name that copies of the notice were mailed or given</li> <li>If the owner or owner's agent requests a copy of PPQ Form 627, then MAKE a photocopy and GIVE the owner or owner's agent the photocopy. You <b>must</b> also send the owner or owner's agent the <b>original</b> PPQ Form 627 by <b>Certified</b> or <b>Registered Mail</b> with <b>Return Receipt Requested</b> to comply with regulations</li> </ol>

**Table A-12 Instructions for Completing PPQ Form 627, Declaration of Forfeiture (continued)**

Block		Instructions
7	In response....	LEAVE blank; <b>do not</b> write in this block
8	The above...	LEAVE blank; <b>do not</b> write in this block
9	SIGNATURE OF PLANT PROTECTION AND QUARANTINE OFFICER	CBP Agriculture Specialist, PPQ Plant Health Safeguarding Specialist, or PPQ Agriculture Specialist SIGNS this block
10	Date	LIST the date <i>Block 9</i> is signed

### Distribution and Retention of PPQ Form 627

After 21 days, distribute and retain PPQ Form 627 as follows:

- ◆ File *Part 1* in the port file and retain for 5 years
- ◆ Send *Part 2* and *Part 3* by ***Certified*** or ***Registered Mail*** with ***Return Receipt Requested***, to the owner or owners of the seized material at their last known address

**NOTICE**

If the owner or owner's agent requests a copy of PPQ Form 627, then make a photocopy and give the owner or owner's agent the photocopy. You **must** also send the **original** Parts 2 and 3 to the owner or owner's agent by **Certified** or **Registered Mail** with **Return Receipt Requested**, to comply with regulations.

**NOTICE**

If multiple owners or agents are identified, then you may send photocopies of the identified forms in lieu of actual forms.

**Forms and Permits**

PPQ Form 627, Declaration of Forfeiture

---



# Conference Resolutions

## *CITES Conference of the Parties*

---

### Contents

Introduction	<b>B-1</b>
Conference Resolution 10.13 (Rev. CoP 15) Implementation of the Convention for Timber Species	<b>B-1</b>
Conference Resolution 12.3 (Rev. CoP 15), Permits and Certificates	<b>B-4</b>
Annex 1, Information that Should Be Included in CITES Permits and Certificates	<b>B-17</b>
Annex 2, Standard CITES Form	<b>B-18</b>

---

### Introduction

This appendix contains the text of two current CITES Conference Resolutions which apply to CITES Appendix I, Appendix II, and Appendix III protected timber species. The CITES Conference is a biennial gathering of CITES member countries where the members review how a treaty is working, resolve policy issues, and determine which lists of species need amending.

---

### Conference Resolution 10.13 (Rev. CoP 15) Implementation of the Convention for Timber Species

An excerpt from Conference Resolution 10.13 (Rev. CoP15), Implementation of the Convention for Timber Species, is shown in [Figure B-1](#).

To view all [CITES Conference Resolutions](#), go to the [CITES Web site](#).

***Regarding parts and derivatives***

- c) the following definitions be applied with respect to annotations in the CITES Appendices:
- i) Logs  
All wood in the rough, whether or not stripped of bark or sapwood, or roughly squared, for processing, notably into sawn wood, pulpwood or veneer sheets (HS code 44.03<sup>1</sup>);
  - ii) Sawn wood  
Wood simply sawn lengthwise or produced by a profile-chipping process. Sawn wood normally exceeds 6 mm in thickness (HS code 44.06<sup>1</sup>, HS code 44.07<sup>1</sup>);
  - iii) Veneer sheets  
Thin layers or sheets of wood of uniform thickness, usually 6 mm or less, usually peeled or sliced, for use in making plywood, for veneering furniture, veneer containers, etc. (HS code 44.08<sup>1</sup>); and
  - iv) Plywood  
Consisting of three or more sheets of wood glued and pressed one on the other and generally disposed so that the grains of successive layers are at an angle (HS code 44.12.13<sup>1</sup>, HS code 44.12.14<sup>1</sup>, and HS code 44.12.22<sup>1</sup>); and
- d) for the purpose of annotations in the Appendices for parts and derivatives of species traded as timber, definitions to be used should, to the extent possible, be based on the tariff classifications of the Harmonized System of the World Customs Organization;

***Regarding amendment proposals for timber species***

- e) proposals for the inclusion of timber species in Appendix II or III indicate clearly which parts and derivatives should be regulated; and
- f) where these parts and derivatives are not logs, sawn wood and veneer sheets, the proponent also propose the relevant amendment to Resolution Conf. 12.3 (Rev. CoP14) if the procedures for extending the period of validity of, and/or changing the destination on, the export permit or re-export certificate should apply;

***Regarding the definition of 'artificially propagated'***

- g) timber or other parts or derivatives of trees grown in monospecific plantations be considered as being artificially propagated in accordance with the definition contained in Resolution Conf. 11.11 (Rev. CoP15);

**Figure B-1 Excerpt from CITES Conference Resolution 10.13 (Rev. CoP15), Implementation of the Convention for Timber Species (page 1 of 2)**

**Regarding improvement of public understanding of the role of the Convention in the conservation of timber species**

- h) Parties consider any possible deleterious conservation and trade impacts before they impose stricter domestic measures on trade in timber specimens of species included in Appendix II or III; and
- i) Management Authorities work with governmental agencies (including local governments), non-governmental organizations, industry and the general public to develop and provide information on the objectives, provisions and implementation of the Convention to counter the misconception that the inclusion of species in the Appendices represents a ban on the trade in specimens of these species, and to disseminate the message that international trade and utilization of timber species included in Appendices II and III are generally permitted and can be beneficial;

**Regarding timber species of concern**

- j) the range States pay particular attention to internationally traded timber species within their territories for which the knowledge of the biological status and silvicultural requirements gives cause for concern; and

**Regarding the establishment of export quotas for timber species**

- k) whilst fully respecting the requirements of paragraphs 2 (a) and 3 of Article IV of the Convention, Parties exporting timber specimens from species listed in Appendix II consider establishing voluntary annual national export quotas for such exports.

\* Amended at the 13th, 14th and 15th meetings of the Conference of the Parties.

1 HS refers to the Harmonized System of the World Customs Organization describing and coding goods in trade. The codes referred to in this document for timber include the following:

44.03 Wood in the rough, whether or not stripped of bark or sapwood, or roughly squared

44.06 Railway or tramway sleepers of wood

44.07 Wood sawn or chipped lengthwise, sliced or peeled, whether or not planed, sanded or finger-jointed, of a thickness exceeding 6 mm

44.08 Veneer sheets and sheets for plywood (whether or not spliced) and other wood sawn lengthwise, sliced or peeled, whether or not planed, sanded or finger-jointed, of a thickness not exceeding 6 mm

44.12.13 Plywood consisting solely of sheets of wood, each ply not exceeding 6 mm in thickness, and with at least one outer ply of tropical wood specified in Subheading Note 1 below<sup>†</sup>

44.12.14 Plywood consisting solely of sheets of wood, each ply not exceeding 6 mm in thickness, and with at least one outer ply of non-coniferous wood

44.12.22 Other (meaning one ply, or more, that is greater than 6 mm in thickness), with at least one outer ply of non-coniferous wood, and with at least one ply of tropical wood specified in Subheading Note 1 below<sup>††</sup>

<sup>†</sup> Subheading Note 1: For the purposes of subheadings 44.03.41 to 44.03.49, 44.07.24 to 44.07.29, 44.08.31 to 44.08.39, and 44.12.13 to 44.12.99, the expression 'tropical wood' means one of the following types of wood:

Abura, Acajou d'Afrique, Afrormosia, Ako, Alan, Andiroba, Aningré, Avodiré, Azobé, Balau, Balsa, Bossé clair, Bossé foncé, Cativo, Cedro, Dabema, Dark Red Meranti, Dibétou, Doussié, Framiré, Freijo, Fromager, Fuma, Geronggang, Ilomba, Imbuia, Ipé, Iroko, Jaboty, Jelutong, Jequitiba, Jongkong, Kapur, Kempas, Keruing, Kosipo, Kotibé, Koto, Light Red Meranti, Limba, Louro, Maçaranduba, Mahogany, Makoré, Mandioqueira, Mansonia, Mengkulang, Meranti Bakau, Merawan, Merbau, Merpauh, Mersawa, Moabi, Niangon, Nyatoh, Obeche, Okoumé, Onzabili, Orey, Ovengkol, Ozigo, Padauk, Paldao, Palissandre de Guatemala, Palissandre de Para, Palissandre de Rio, Palissandre de Rose, Pau Amarelo, Pau Marfim, Pulai, Punah, Quaruba, Ramin, Sapelli, Saqui-Saqui, Sepetir, Sipo, Sucupira, Suren, Teak, Tauari, Tiama, Tola, Virola, White Lauan, White Meranti, White Seraya, Yellow Meranti.

**Figure B-2 Excerpt from CITES Conference Resolution 10.13 (Rev. CoP15) (continued page 2 of 2)**

## Conference Resolutions

Conference Resolution 12.3 (Rev. CoP 15), Permits and Certificates

---

---

## Conference Resolution 12.3 (Rev. CoP 15), Permits and Certificates

An excerpt from Conference Resolution 12.3 (Rev. CoP 15), Permits and Certificates, is shown in the figures below.

To view 12.3 in its entirety, and all CITES Conference Resolutions, see <http://www.cites.org/eng/res/index.php>.

**I. Regarding standardization of CITES permits and certificates**

AGREES that:

- a) to fulfil the requirements of Article VI and relevant Resolutions, export and import permits, re-export and pre-Convention certificates, certificates of origin and certificates of captive breeding and artificial propagation (except where phytosanitary certificates are used for this purpose) should include all the information specified in Annex 1 of the present Resolution;
- b) Permits and certificates may be issued in paper format or electronic format provided all Parties involved have agreed with the electronic format;
- c) every form, whether issued in an electronic or paper format, should be issued in one or more of the working languages of the Convention (English, Spanish or French) and in the national language if it is not one of the working languages;
- d) every form should indicate which type of document it is (e.g. import or export permit, re-export or pre-Convention certificate, etc.);
- e) if a permit or certificate form, whether issued in an electronic or paper format includes a place for the signature of the applicant, the absence of the handwritten signature or in case of electronic forms any electronic equivalent should render the permit or certificate invalid; and
- f) if an annex is attached to a permit or certificate as an integral part of it, this and the number of pages should be clearly indicated on the permit or certificate, and each page of the annex should include the following:
  - i) the number of the permit or certificate and its date of issue; and
  - ii) the signature, handwritten, and the stamp or seal, preferably embossed, or their electronic equivalent, of the authority issuing the document; and

RECOMMENDS that:

- a) Parties wishing to modify their permit and certificate forms, to reprint existing documents or to introduce new documents, first ask the Secretariat for advice;
- b) Parties adapt the contents and, to the extent practicable, the format of their permits and certificates to the standard form attached to the present Resolution as Annex 2;
- c) Parties using or developing electronic permits and certificates, adopt the standards recommended in the *CITES electronic permitting toolkit*;
- d) the Secretariat, subject to availability of external funding, organize the printing of permit and certificate forms on security paper for Parties that request it;
- e) to avoid abusive or fraudulent use, the Parties not use forms for their internal-trade certificates that are identical to CITES forms;
- f) for tracking and annual reporting purposes, permit and certificate numbers be limited, if possible, to 14 characters in the format:

**WWxxYYYYYY/zz**

where WW represents the last two digits of the year of issuance; xx represents the two-letter ISO code of the country; YYYYYY represents a six-digit serial number; and zz represents two digits or letters, or a combination of a digit and a letter, that a Party may use for national informational purposes;

- g) Parties state, on each of their permits and certificates, the purpose of the transaction using the following codes:
 

<b>T</b>	Commercial
<b>Z</b>	Zoo
<b>G</b>	Botanical garden
<b>Q</b>	Circus or travelling exhibition

**Figure B-3 Excerpt from CITES Conference Resolution 12.3 (Rev. CoP15), Permits and Certificates (page 1 of 12)**

## Conference Resolutions

### Conference Resolution 12.3 (Rev. CoP 15), Permits and Certificates

- S** Scientific
- H** Hunting trophy
- P** Personal
- M** Medical (including biomedical research)
- E** Educational
- N** Reintroduction or introduction into the wild
- B** Breeding in captivity or artificial propagation
- L** Law enforcement / judicial / forensic;

- h) The term 'hunting trophy', as used in this Resolution, means a whole animal, or a readily recognizable part or derivative of an animal, specified on any accompanying CITES permit or certificate, that:
  - i) is raw, processed or manufactured;
  - ii) was legally obtained by the hunter through hunting for the hunter's personal use; and
  - iii) is being imported, exported or re-exported by or on behalf of the hunter, as part of the transfer from its country of origin, ultimately to the hunter's State of usual residence.
- i) the following codes be used to indicate the source of the specimens:
  - W** Specimens taken from the wild.
  - R** Ranched specimens: specimens of animals reared in a controlled environment, taken as eggs or juveniles from the wild, where they would otherwise have had a very low probability of surviving to adulthood.
  - D** Appendix-I animals bred in captivity for commercial purposes in operations included in the Secretariat's Register, in accordance with Resolution Conf. 12.10 (Rev. CoP15), and Appendix-I plants artificially propagated for commercial purposes, as well as parts and derivatives thereof, exported under the provisions of Article VII, paragraph 4, of the Convention.
  - A** Plants that are artificially propagated in accordance with Resolution Conf. 11.11 (Rev. CoP15), as well as parts and derivatives thereof, exported under the provisions of Article VII, paragraph 5 (specimens of species included in Appendix I that have been propagated artificially for non-commercial purposes and specimens of species included in Appendices II and III).
  - C** Animals bred in captivity in accordance with Resolution Conf. 10.16 (Rev.), as well as parts and derivatives thereof, exported under the provisions of Article VII, paragraph 5.
  - F** Animals born in captivity (F1 or subsequent generations) that do not fulfil the definition of 'bred in captivity' in Resolution Conf. 10.16 (Rev.), as well as parts and derivatives thereof.
  - U** Source unknown (**must be justified**)
  - I** Confiscated or seized specimens
  - O** Pre-Convention specimens;
- j) the terms and codes used on permits and certificates to indicate the type of specimen being traded conform to those provided in the Secretariat's most recent *Guidelines for the preparation and submission of CITES annual reports* and that the units of measurement used also conform to these Guidelines;
- k) all Parties consider the development and use of electronic permits and certificates;
- l) all Parties, when using paper permits and certificates, consider the use of security paper;
- m) Parties that do not already do so affix a security stamp to each permit and certificate;
- n) when a security stamp is affixed to a permit or certificate, it be cancelled by a signature and a stamp or seal, preferably embossed and the number of the stamp also be recorded on the document;

Figure B-4 Excerpt from CITES Conference Resolution 12.3 (Rev. CoP15), Permits and Certificates (page 2 of 12)

- o) when issuing permits and certificates, the Parties follow the standard nomenclatures adopted by the Conference of the Parties to indicate the names of species [see Resolution Conf. 12.11 (Rev. CoP15)];
- p) Parties that have not yet done so communicate to the Secretariat the names of the persons empowered to sign permits and certificates, as well as three specimens of their signatures, and that all the Parties communicate, within one month of any change thereto, the names of persons who have been added to the list of those already empowered to sign, the names of persons whose signatures are no longer valid and the dates the changes took effect;
- q) when the means of transport used requires a bill of lading or an air way-bill, the number of such document be stated on the permit or certificate;
- r) each Party inform the other Parties, direct or through the Secretariat, of any stricter internal measures it has taken under Article XIV, paragraph 1 (a), of the Convention, and that, when a Party is informed of this, it refrain from issuing permits and certificates that run counter to these measures;
- s) when a permit or certificate has been cancelled, lost, stolen or destroyed, the issuing Management Authority immediately inform the Management Authority of the country of destination, as well as the Secretariat regarding commercial shipments; and
- t) when a permit or certificate is issued to replace a document that has been cancelled, lost, stolen or destroyed, or that has expired, it indicate the number of the replaced document and the reason for the replacement;

**II. Regarding export permits and re-export certificates**

AGREES that a re-export certificate should also specify:

- a) the country of origin, the number of the export permit of the country of origin and its date of issue; and
- b) the country of last re-export, the number of the re-export certificate of that country and its date of issue;

or if the case arises:

- c) justification for the omission of any of the aforementioned information;

RECOMMENDS that:

- a) exporters be encouraged to apply for permits shortly before the time of intended export;
- b) Management Authorities require accurate information about the number or quantity of specimens to be exported under each permit and, as far as possible, avoid the issuance of permits where the numbers or quantities do not accurately reflect what will actually be exported;
- c) in cases where a replacement is requested for a permit that has not been used, the replacement be issued only if the original has been returned to the issuing authority, unless the original is reported as lost. In the latter case, the issuing Management Authority should notify the Management Authority of the country of destination that the original permit has been cancelled and replaced;
- d) if an exporter claims to have used a permit to export a smaller number or quantity of specimens than the amount authorized on the export permit, and requests another permit to export the remainder, the Management Authority obtain proof of the number or quantity already exported before issuing any new permit (such as a copy of the validated export permit or confirmation from the Management Authority of the country of destination of the number or quantity of specimens that were imported using the original permit);
- e) exported specimens and re-exported specimens not appear on the same document, unless it is clearly indicated which specimens are being exported and which re-exported;
- f) when re-export certificates are issued for specimens whose form has not changed since being imported, the unit of measure used be the same as that used on the permit or certificate accepted when they were imported;

**Figure B-5 Excerpt from CITES Conference Resolution 12.3 (Rev. CoP15), Permits and Certificates (page 3 of 12)**

- g) the provisions of Article III, paragraph 3, Article IV, paragraph 4, Article V, paragraph 3, and Article VI, paragraph 2, be understood to mean that an export permit or re-export certificate shall be valid for a period of no more than six months from the date on which it was granted and that it may not be accepted to authorize export, re-export or import except during the period of validity;
- h) after the expiry of the said six-month period of validity, an export permit or re-export certificate be considered as void and of no legal value whatsoever, except in the case referred to in section XI relating to timber species;
- i) no export permit or re-export certificate be issued for a specimen known to have been acquired illegally, even if it has been imported in accordance with the national legislation, unless the specimen has previously been confiscated;
- j) Parties not authorize the import of any specimen if they have reason to believe that it was not legally acquired in the country of origin;
- k) Parties verify the origin of Appendix-I specimens to avoid issuing export permits when the use is for primarily commercial purposes and the specimens did not originate in a CITES-registered breeding operation; and
- l) as far as possible, inspections of documents and shipments be conducted at the time of export. This should be regarded as essential for shipments of live animals;

AGREES that, in the case of plant specimens that cease to qualify for an exemption from the provisions of CITES under which they were exported from their country of origin, the country of origin is deemed to be the first country in which the specimens cease to qualify for the exemption; and

AGREES further that Parties may in such instances, and if considered useful, add the following text in block 5 of re-export certificates: 'Legally imported under an exemption from the provisions of CITES' and additionally it may be stated to which exemption this refers;

**III. Regarding import permits**

AGREES that an import permit for specimens of species included in Appendix I may carry, among other things, certification that the specimens will not be used for primarily commercial purposes and, in the case of live specimens, that the recipient has suitable facilities to house and care for them; and

RECOMMENDS that:

- a) the provisions of Article III, paragraphs 2 and 4, be understood to mean that an import permit shall be valid for a period of not more than 12 months from the date on which it was granted and that it may not be accepted to authorize import except during the period of validity; and
- b) after the expiry of the said 12-month period of validity, an import permit be considered as void and of no legal value whatsoever;

**IV. Regarding pre-Convention certificates**

AGREES that a pre-Convention certificate should also specify:

- a) that the specimen covered by the certificate is pre-Convention; and
- b) the date of acquisition of the specimen as defined in Resolution Conf. 13.6 adopted at the 13th meeting of the Conference of the Parties (Bangkok, 2004);

**V. Regarding certificates of origin**

RECOMMENDS that:

- a) certificates of origin for export of specimens of species listed in Appendix III only be issued by a designated Management Authority or by the competent authority if trade is from a State not a Party to the Convention, and that Parties not accept certificates of origin unless they are issued by such authorities;
- b) the provisions of Article V, paragraph 3, be understood to mean that a certificate of origin shall be valid for a period of not more than 12 months from the date on which it was granted,

Figure B-6 Excerpt from CITES Conference Resolution 12.3 (Rev. CoP15), Permits and Certificates (page 4 of 12)



and that it may not be accepted to authorize export or import except during the period of validity; and

- c) after the expiry of the said 12-month period of validity, a certificate of origin be considered as void and of no legal value whatsoever;

**VI. Regarding travelling-exhibition certificates**

RECOMMENDS that:

- a) each Party issue a travelling-exhibition certificate for CITES specimens belonging to a travelling exhibition based in its State, registered with the Management Authority and wishing to transport specimens of CITES species to other States for exhibition purposes only, on the condition that they were legally acquired and will be returned to the State in which the exhibition is based and that they were:
  - i) acquired before 1 July 1975 or before the date of inclusion of the species in any of the Appendices of the Convention;
  - ii) bred in captivity as defined in Resolution Conf. 10.16 (Rev.); or
  - iii) artificially propagated as defined in Resolution Conf. 11.11 (Rev. CoP15);
- b) travelling-exhibition certificates should be based on the model included in Annex 3 of the present Resolution. They should be printed in one or more of the working languages of the Convention (English, Spanish or French) and in the national language if it is not one of these;
- c) travelling-exhibition certificates should contain the purpose code 'Q' and include in block 5, or in another block if the model form is not used, the following language: "The specimen/s covered by this certificate may not be sold or otherwise transferred in any State other than the State in which the exhibition is based and registered. This certificate is non-transferable. If the specimen/s dies/die, is/are stolen, destroyed, lost, sold or otherwise transferred, this certificate must be immediately returned by the owner to the issuing Management Authority";
- d) a separate travelling exhibition certificate must be issued for each live animal;
- e) for travelling exhibitions of specimens other than live animals, the Management Authority should attach an inventory sheet that contains all of the information in blocks 9 to 16 of the model form for each specimen;
- f) travelling-exhibition certificates should be valid for not more than three years from the date on which they were granted to allow multiple imports, exports and re-exports of the individual specimens that they cover;
- g) Parties consider such travelling-exhibition certificates as proof that the specimens concerned have been registered with the issuing Management Authority and allow the movement of such specimens across their borders;
- h) at each border crossing, Parties endorse travelling-exhibition certificates with an authorized stamp and signature by the inspecting official and allow the certificates to remain with the specimens;
- i) Parties check travelling exhibitions closely, at the time of export/re-export and import, and note especially whether live specimens are transported and cared for in a manner that minimizes the risk of injury, damage to health or cruel treatment;
- j) Parties require that specimens be marked or identified in such a way that the authorities of each State into which an exhibition enters can verify that the travelling-exhibition certificates correspond to the specimens being imported;
- k) when, during a stay in a State, an animal in possession of an exhibition gives birth, the Management Authority of that State be notified and issue a Convention permit or certificate as appropriate;
- l) when, during a stay in a State, a travelling-exhibition certificate for a specimen is lost, stolen or accidentally destroyed, only the Management Authority which has issued the document may issue a duplicate. This duplicate paper certificate will bear the same number, if

**Figure B-7 Excerpt from CITES Conference Resolution 12.3 (Rev. CoP15), Permits and Certificates (page 5 of 12)**

possible, and the same date of validity as the original document, and contain the following statement: "This certificate is a true copy of the original"; and

- m) Parties include in their annual reports a list of all travelling-exhibition certificates issued in the year concerned;

**VII. Regarding phytosanitary certificates**

RECOMMENDS that:

- a) any Party having considered the practices governing the issue of its phytosanitary certificates for export of artificially propagated Appendix-II specimens, and having determined that such practices provide adequate assurance that the specimens are artificially propagated [as defined in Resolution Conf. 11.11 (Rev. CoP15)], may consider these documents as certificates of artificial propagation in accordance with Article VII, paragraph 5. Such certificates must include the scientific name of the species and the type and quantity of the specimens and bear a stamp, seal or their electronic equivalent, or other specific indication stating that the specimens are artificially propagated as defined by CITES;
- b) any Party using phytosanitary certificates as certificates of artificial propagation inform the Secretariat and provide copies of the certificates, stamps, seals, etc. that are used; and
- c) phytosanitary certificates be used exclusively for the purpose of export from the country of artificial propagation of the specimens concerned; and

INSTRUCTS the Secretariat to notify the Parties when any Party confirms that it issues phytosanitary certificates for export of artificially propagated plants of Appendix-II species;

**VIII. Regarding permits and certificates for species subject to quotas**

RECOMMENDS that:

- a) when a Party has voluntarily fixed national export quotas for specimens of species included in Appendix I, for non-commercial purposes, and/or in Appendices II and III, it inform the Secretariat of the quotas before issuing export permits and of any changes thereto as soon as they are made;
- b) each export permit issued for specimens of a species subject to an annual export quota, whether established nationally or by the Conference of the Parties, indicate the total quota that has been established for the year and include a certification that the quota is being complied with. For this purpose Parties should specify the total number or quantity of specimens already exported in the current year (including those covered by the permit in question) and the export quota for the species and specimens that are subject to the quota; and
- c) Parties send to the Secretariat copies of permits, electronic and paper, issued for species subject to quotas if so requested by the Conference of the Parties, the Standing Committee or the Secretariat;

**IX. Regarding permits and certificates for crocodylian specimens**

RECOMMENDS that:

- a) when trade in tagged crocodylian skins is authorized, the same information as is on the tags be given on the permit or certificate;
- b) in the case of crocodylian species subject to quotas approved by the Conference of the Parties, no permit or certificate for skins be issued before the skins are tagged in accordance with the requirements of the issuing Management Authority and their sizes are recorded;
- c) in the event of mismatches of information within a permit or certificate for crocodylian skins, the Management Authority of the importing Party immediately contact its counterpart in the exporting/re-exporting Party to establish whether this was a genuine error arising from the volume of information required by the present Resolution and Resolution Conf. 11.12 (Rev. CoP15), and that, if this is the case, every effort be made to avoid penalizing those involved in the transaction;

Figure B-8 Excerpt from CITES Conference Resolution 12.3 (Rev. CoP15), Permits and Certificates (page 6 of 12)

- d) for small crocodilian leather products, Parties consider measures to alleviate the administrative burdens associated with this trade through simplified procedures to issue permits and certificates as provided in Part XII of this Resolution; and
- e) for small crocodilian leather products, Parties that require import permits as a stricter domestic measure should review these requirements in order to determine whether they are effective in achieving the objectives of the Convention to ensure that trade in wild fauna and flora species is not detrimental to their survival;

**X. Regarding permits and certificates for coral specimens**

RECOMMENDS that:

- a) on permits and certificates issued to authorize trade in specimens of hard corals of the genera included in the most recent CITES list of *Coral taxa where identification to genus level is acceptable*<sup>1</sup>, where the species cannot be readily determined, the specimens may be recorded at the genus level. This list is maintained by the Secretariat and may be amended with the concurrence of the Animals Committee;
- b) on permits and certificates for trade in specimens that are readily recognizable as coral rock [as defined in Resolution Conf. 11.10 (Rev. CoP15) Annex], where the genus cannot be readily determined, the scientific name for the specimens should be 'Scleractinia';
- c) any Party wishing to authorize export of coral rock identified to ordinate level only should, in view of the inability to make a non-detriment finding for coral rock pursuant to Article IV, paragraph 2 (a), apply the provisions of Article IV, paragraph 3;
- d) Parties that authorize export of coral rock should:
  - i) establish an annual quota for exports and communicate this quota to the Secretariat for distribution to the Parties; and
  - ii) through their Scientific Authorities, make an assessment (which would be available to the Secretariat on request), based on a monitoring programme, that such export will not affect the role that coral rock has in ecosystems affected by the extraction of such specimens;
- e) on permits and certificates for trade in worked specimens of black coral, where the species cannot be readily determined, the specimens may be recorded at the genus level and, where the genus cannot be readily determined, the scientific name for the given specimens should be 'Antipatharia'; and
- f) raw black coral and live black coral should continue to be identified in trade to species level;

**XI. Regarding permits and certificates for timber species included in Appendices II and III with the annotation 'Logs, sawn wood and veneer sheets'**

RECOMMENDS that the validity of the export permit or re-export certificate may be extended beyond the normal maximum of six months after the date of issue, on the condition that:

- a) the shipment has arrived in the port of final destination before the date of expiration indicated on the permit or certificate and is being held in Customs bond (i.e. is not considered as imported);
- b) the time extension does not exceed six months from the date of expiration of the permit or certificate and no previous extension has been granted;
- c) the appropriate enforcement personnel has included the date of arrival and the new date of expiration in the box relating to special conditions, or an equivalent place, on the export permit or re-export certificate, certifying the modification with an official stamp or seal and signature or their electronic equivalent;
- d) the shipment is imported for consumption from the port where it was located when the extension was approved and before the new date of expiration; and

Figure B-9 Excerpt from CITES Conference Resolution 12.3 (Rev. CoP15), Permits and Certificates (page 7 of 12)

- e) a copy of the export permit or re-export certificate as amended in accordance with subparagraph c) above is sent to the country of export or re-export, allowing it to amend its annual report, and to the CITES Secretariat; and

RECOMMENDS further that any permit or certificate that indicates the complete names and addresses of the (re-)exporter and importer, in conformity with Annex 1, paragraph d), to the present Resolution, not be accepted for import into a country other than the one for which it was issued, except under the following conditions:

- a) the actual quantity of specimens exported or re-exported is included in the designated box on the permit or certificate, certified by the stamp or seal and signature of the authority that carried out the inspection at the time of export or re-export;
- b) the exact quantity referred to under paragraph a) above is imported;
- c) the number of the bill of lading of the shipment is included on the permit or certificate;
- d) the bill of lading of the shipment is presented to the Management Authority together with the original of the permit or certificate at the time of import;
- e) the import takes place within six months after the issue of the export permit or re-export certificate or within 12 months after the issue of a certificate of origin;
- f) the period of validity of the permit or certificate has not already been extended;
- g) the Management Authority of the importing country includes on the permit or certificate, in the box relating to special conditions, or an equivalent place, the following text, certified by its stamp or seal and signature:

"import into [name of country] permitted in accordance with Resolution Conf. 12.3 (Rev. CoP15) (section XI) on [date]"; and

- h) a copy of the permit or certificate as amended in accordance with paragraph g) above is sent to the country of export or re-export, allowing it to amend its annual report, and to the CITES Secretariat;

**XII. Regarding the use of simplified procedures to issue permits and certificates**

RECOMMENDS that:

- a) Parties use simplified procedures to issue permits and certificates to facilitate and expedite trade that will have a negligible impact, or none, on the conservation of the species concerned, e.g.:
  - i) where biological samples of the type and size specified in Annex 4 of the present Resolution are urgently required:
    - A. in the interest of an individual animal;
    - B. in the interest of the conservation of the species concerned or other species listed in the Appendices;
    - C. for judicial or law enforcement purposes;
    - D. for the control of diseases transferable between species listed in the Appendices; or
    - E. for diagnostic or identification purposes;
  - ii) for the issuance of pre-Convention certificates in accordance with Article VII, paragraph 2;
  - iii) for the issuance of certificates of captive breeding or artificial propagation in accordance with Article VII, paragraph 5, or for the issuance of export permits or re-export certificates in accordance with Article IV for specimens referred to in Article VII, paragraph 4; and
  - iv) in other cases judged by a Management Authority to merit the use of simplified procedures:

Figure B-10 Excerpt from CITES Conference Resolution 12.3 (Rev. CoP15), Permits and Certificates (page 8 of 12)

- b) Parties, in order to simplify procedures concerning the issuance of permits and certificates under the circumstances outlined above:
- i) maintain a register of persons and bodies that may benefit from simplified procedures, as well as the species that they may trade under the simplified procedures;
  - ii) provide to registered persons and bodies partially completed permits and certificates that remain valid for a period of up to six months for export permits, 12 months for import permits or re-export certificates, and three years for pre-Convention certificates and certificates of captive breeding or artificial propagation; and
  - iii) authorize the registered persons or bodies to enter specific information on the CITES document when the Management Authority has included in box 5, or an equivalent place, the following:
    - A. a list of the boxes that the registered persons or bodies are authorized to complete for each shipment; if the list includes scientific names, the Management Authority must have included an inventory of approved species on the face of the permit or certificate or in an attached annex;
    - B. any special conditions; and
    - C. a place for the signature, or its electronic equivalent, of the person who completed the document;
- c) concerning trade in biological samples of the type and size specified in Annex 4 of the present Resolution, where the purpose is among those specified in paragraph a) of this section, permits and certificates be accepted that were validated at the time the documents were granted, rather than at the time a shipment was exported or re-exported provided that the container bears a label, such as a Customs label, that specifies 'CITES Biological Samples' and the CITES document number; and
- d) when processing applications for the export of biological samples of the type and size and for the use specified in Annex 4 to the present Resolution, Scientific Authorities develop generic non-detriment advice that would cover multiple shipments of such biological samples, taking into account the impacts of the collection of the specimens of species included in Appendix I or II to determine whether the export or import of biological samples would be detrimental to the survival of the species;

***XIII. Regarding retrospective issue of permits and certificates***

RECOMMENDS that:

- a) a Management Authority of an exporting or re-exporting country:
  - i) not issue CITES permits and certificates retrospectively;
  - ii) not provide exporters, re-exporters and/or consignees in importing countries with declarations about the legality of exports or re-exports of specimens having left its country without the required CITES documents; and
  - iii) not provide exporters, re-exporters and/or consignees in importing countries with declarations about the legality of permits or certificates which at the time of export, re-export or import did not meet the requirements of the Convention;
- b) a Management Authority of an importing country, or of a country of transit or transshipment, not accept permits or certificates that were issued retrospectively;
- c) exceptions from the recommendations under a) and b) above not be made with regard to Appendix-I specimens, and be made with regard to Appendix-II and -III specimens only where the Management Authorities of both the exporting (or re-exporting) and the importing countries are, after a prompt and thorough investigation in both countries and in close consultation with each other, satisfied:
  - i) that the irregularities that have occurred are not attributable to the (re-)exporter or the importer or, in the case of specimens imported or (re-)exported as personal or household effects (for the purposes of the present Resolution this includes live pets travelling with their owner), the Management Authority, in consultation with the relevant

**Figure B-11 Excerpt from CITES Conference Resolution 12.3 (Rev. CoP15), Permits and Certificates (page 9 of 12)**

enforcement authority, is satisfied that there is evidence that a genuine error has been made, and that there was no attempt to deceive; and

- ii) that the export (or re-export) and import of the specimens concerned are otherwise in compliance with the Convention and with the relevant legislation of the countries of export (or re-export) and import;
- d) whenever exceptions are made:
  - i) the permit or certificate clearly indicate that it is issued retrospectively; and
  - ii) the reasons for the relaxation, which should come within the purview of paragraph c) above, are specified in the conditions on the permit or certificate and a copy sent to the Secretariat and also these be listed in the biennial report to the Secretariat;
- e) in cases where retrospective permits are issued for personal or household effects as referred to in subparagraph c) i) above, Parties make provision for penalties and restrictions on subsequent sales within the following six months to be imposed where appropriate to ensure that the power to grant exemptions from the general prohibition on the issue of retrospective permits is not abused; and
- f) the above discretion to issue permits and certificates retrospectively not be afforded to benefit repeat offenders;

**XIV. Regarding acceptance and clearance of documents and security measures**

RECOMMENDS that:

- a) the Parties refuse to accept permits and certificates if they have been altered (by rubbing out, deleting, scratching out, etc.), modified or crossed out, unless the alteration, modification or crossing-out has been authenticated by the stamp and signature, or its electronic equivalent, of the authority issuing the document;
- b) whenever irregularities are suspected, Parties exchange issued and/or accepted permits or certificates to verify their authenticity;
- c) when a security stamp is affixed to a paper permit or certificate, Parties refuse the document if the security stamp is not cancelled by a signature and a stamp or seal;
- d) Parties refuse to accept any permit or certificate that is invalid, including authentic documents that do not contain all the required information as specified in the present Resolution or that contain information that brings into question the validity of the permit or certificate;
- e) Parties refuse to accept permits and certificates that do not indicate the scientific name of the species concerned (including subspecies when appropriate), except in the case where:
  - i) the Conference of the Parties has agreed that the use of higher-taxon names is acceptable;
  - ii) the issuing Party can show it is well justified and has communicated the justification to the Secretariat;
  - iii) certain manufactured products contain pre-Convention specimens that can not be identified to the species level; or
  - iv) worked skins or pieces thereof of *Tupinambis* species that were imported before 1 August 2000 are being re-exported, in which case it is sufficient to use the indication *Tupinambis* spp.;
- f) Export permits and re-export certificates be endorsed, with quantity, signature and stamp, by an inspecting official, such as Customs, in the export endorsement block of the document. If the export document has not been endorsed at the time of export, the Management Authority of the importing country should liaise with the exporting country's Management Authority, considering any extenuating circumstances or documents, to determine the acceptability of the document;
- g) when a Party refuses to accept a permit or certificate, it will keep the original or electronic copy or, if this is not compliant with its national laws, it will cancel the paper document

Figure B-12 Excerpt from CITES Conference Resolution 12.3 (Rev. CoP15), Permits and Certificates (page 10 of 12)



indelibly, preferably by perforation, particularly the security stamp, or register the electronic document as cancelled;

- h) when a Party refuses to accept a permit or certificate issued for export or re-export, it immediately inform the exporting or re-exporting country;
- i) when a Party is informed that a permit or certificate it has issued for export or re-export has been refused, it take measures to ensure that the specimens in question do not enter into illegal trade;
- j) Parties ensure that, when the original of a paper permit or certificate is not used by the permittee for the trade authorized, it is returned by the permittee to the issuing Management Authority in order to prevent the illegal use of the document, and in the case of an electronic permit or certificate, notification is sent to the issuing Management Authority and the electronic permit is registered as unused; and
- k) Parties carefully check the e-mails and telefaxes they receive confirming the validity of permits, in order to ensure that the information that appears on them, including the numbers, corresponds to that in the CITES Directory;

RECOMMENDS further that Management Authorities authorize the import of vicuña cloth only if the reverse side of the cloth bears the logotype adopted by the range States of the species, which are signatories to the *Convenio para la Conservación y Manejo de la Vicuña*, and the selvages the words VICUÑA – COUNTRY OF ORIGIN<sup>2</sup> or if it is cloth containing pre-Convention wool of vicuña; and

URGES the Parties to check with the Secretariat:

- a) when they have serious doubts about the validity of permits accompanying suspect shipments; and
- b) before they accept imports of live specimens of Appendix-I species declared as bred in captivity or artificially propagated; and

**XV. Regarding documents for sample collections covered by ATA carnets**

RECOMMENDS that:

- a) for the purpose of the procedure described below, the term 'sample collection' refer to collections of legally acquired dead specimens, parts and derivatives of species included in Appendix II or III and of Appendix-I species bred in captivity or artificially propagated for commercial purposes, which are deemed to be Appendix-II specimens, which are not entitled to be sold or otherwise transferred, and that will cross borders for presentation purposes before returning to the country from which such movement was first authorized; and
- b) such sample collections be considered as 'in transit' and may be traded under the special provisions stipulated in Article VII, paragraph 1, as explained in Resolution Conf. 9.7 (Rev. CoP13), on the following conditions:
  - i) sample collections shall be covered by ATA carnets and be accompanied by a standard CITES permit, on which it shall be indicated that the document is a permit or certificate either for 'export', 're-export' or 'other', as appropriate, and, in addition, it shall be clearly specified that the document is issued for a 'sample collection';
  - ii) it shall be specified in block 5, or an equivalent place, that "This document covers a sample collection and is invalid unless accompanied by a valid ATA carnet. The specimen(s) covered by this certificate may not be sold or otherwise transferred whilst outside the territory of the State that 'issued this document.'" The number of the accompanying ATA carnet should be recorded and, if necessary, this may be entered by the Customs or other CITES enforcement official responsible for the endorsement of the CITES document;

<sup>2</sup> Corrected by the Secretariat after the 15th meeting of the Conference of the Parties to reflect exactly the text of the annotations in the Appendices.

**Figure B-13 Excerpt from CITES Conference Resolution 12.3 (Rev. CoP15), Permits and Certificates (page 11 of 12)**

## Conference Resolutions

### Conference Resolution 12.3 (Rev. CoP 15), Permits and Certificates

---

- iii) the name and address (including the country) of the importer and the exporter or re-exporter shall be identical, and in block 5, or an equivalent place, the names of the countries to be visited shall be indicated;
- iv) the date of expiry of such a document shall not be later than that of the ATA carnet accompanying it and the period of validity shall not be more than six months from the date on which it was granted;
- v) at each border crossing, Parties shall verify the presence of the CITES permit or certificate but allow it to remain with the collection, and ensure that the ATA carnet is properly endorsed with an authorized stamp and signature by a Customs official; and
- vi) Parties shall check the CITES permit or certificate and sample collection closely at the time of first export or re-export and on its return, to ensure that the collection was not subject to any change;

AGREES that:

- a) such a permit or certificate shall not be transferable and when, during a stay in a State, it is lost, stolen or accidentally destroyed, only the Management Authority that issued it may issue a duplicate or a new document to replace the original. In the case of a duplicate, it will bear the same number, if possible, and the same date of validity as the original document, and contain the statement "This document is a true copy of the original". In the case of a new document, it will state that it replaces the original bearing the number xx;
- b) if specimens in the collection are stolen, destroyed or lost, the issuing Management Authority of the document shall be immediately informed as well as the Management Authority of the country in which that occurred; and
- c) the usual CITES procedures for export, re-export and import of sample collections shall be followed by those Parties that do not recognize or allow the use of ATA carnets; and

REPEALS the Resolutions listed hereunder:

- a) Resolution Conf. 8.16 (Kyoto, 1992) – *Travelling live-animal exhibitions*;
  - b) Resolution Conf. 10.2 (Rev.) (Harare, 1997, as amended at Gigiri, 2000) – *Permits and certificates*; and
  - c) Resolution Conf. 11.6 (Rev. CoP13) (Gigiri, 2000, as amended at Bangkok, 2004) – *Trade in vicuña cloth*.
- 

Figure B-14 Excerpt from CITES Conference Resolution 12.3 (Rev. CoP15), Permits and Certificates (page 12 of 12)



## Annex 1, Information that Should Be Included in CITES Permits and Certificates

### Annex 1 Information that should be included in CITES permits and certificates

- a) The full name and the logo of the Convention
  - b) The complete name and address of the Management Authority issuing the permit
  - c) A unique control number
  - d) The complete names and addresses of the exporter and importer
  - e) The scientific name of the species to which the specimens belong (or the subspecies when it is relevant in order to determine in which Appendix the taxon concerned is included) in accordance with the adopted standard nomenclature
  - f) The description of the specimens, in one of the Convention's three working languages, using the nomenclature of specimens distributed by the Secretariat
  - g) The numbers of the marks appearing on the specimens if they are marked or if a Resolution of the Conference of the Parties prescribes marking (specimens from ranches, subject to quotas approved by the Conference of the Parties, originating from operations which breed animals included in Appendix I in captivity for commercial purposes, etc.) or, in the case of marking with microchip transponders, the microchip codes, the name of the transponder manufacturer, and, where possible, the location of the microchip in the specimen
  - h) The Appendix in which the species or subspecies or population is listed. NB: This does not change even if the specimen concerned is deemed to be included in a different Appendix. For example, although specimens of Appendix-I species bred in captivity for commercial purposes are deemed to be specimens of species included in Appendix II, the species remains listed in Appendix I, and this should be specified on the permit or certificate.
  - i) The source of the specimens
  - j) The quantity of specimens and, if appropriate, the unit of measure used
  - k) The date of issue and the date of expiry
  - l) The name of the signatory and his/her handwritten signature for paper permits and certificates or its electronic equivalent for electronic permits and certificates
  - m) The embossed seal or ink stamp of the Management Authority or its electronic equivalent
  - n) A statement that the permit, if it covers live animals, is only valid if the transport conditions comply with the *IATA Live Animals Regulations* or, if it covers plants, with the *IATA Perishable Cargo Regulations*
  - o) The registration number of the operation, attributed by the Secretariat, when the permit involves specimens of a species included in Appendix I that originate from an operation practising breeding in captivity or artificial propagation for commercial purposes (Article VII, paragraph 4), and the name of the operation when it is not the exporter
  - p) The actual quantity of specimens exported, certified by the stamp or seal and signature of the authority that carried out the inspection at the time of the exportation
- To be included in certificates of origin only**
- q) A statement that the specimens originate in the country that issued the certificate.

Figure B-15 Annex 1, Information That Should Be Included in CITES Permits and Certifications

## Annex 2, Standard CITES Form

<b>CONVENTION ON INTERNATIONAL TRADE IN ENDANGERED SPECIES OF WILD FAUNA AND FLORA</b>		<b>PERMIT/CERTIFICATE No.</b> <input type="checkbox"/> EXPORT <input type="checkbox"/> RE-EXPORT <input type="checkbox"/> IMPORT <input type="checkbox"/> OTHER:		<b>Original</b>											
3. Importer (name and address)		4. Exporter/re-exporter (name, address and country)													
3a. Country of import		_____ Signature of the applicant													
5. Special conditions		6. Name, address, national seal/stamp and country of Management Authority													
If for live animals, this permit or certificate is valid only if the transport conditions comply with the IATA Live Animals Regulations; if for live plants, with the IATA Perishable Cargo Regulations															
5a. Purpose of the transaction (see reverse)		5b. Security stamp no.													
7.8. Scientific name (genus and species) and common name of animal or plant		9. Description of specimens, including identifying marks or numbers (age/sex if live)		10. Appendix no. and source (see reverse)	11. Quantity (including unit)										
11a. Total exported/Quota		11a.													
A		12. Country of origin *    Permit no.    Date		12a. Country of last re-export    Certificate no.    Date	12b. No. of the operation ** or date of acquisition ***										
B		12. Country of origin *    Permit no.    Date		12a. Country of last re-export    Certificate no.    Date	12b. No. of the operation ** or date of acquisition ***										
C		12. Country of origin *    Permit no.    Date		12a. Country of last re-export    Certificate no.    Date	12b. No. of the operation ** or date of acquisition ***										
D		12. Country of origin *    Permit no.    Date		12a. Country of last re-export    Certificate no.    Date	12b. No. of the operation ** or date of acquisition ***										
* Country in which the specimens were taken from the wild, bred in captivity or artificially propagated (only in case of re-export) ** Only for specimens of Appendix-I species bred in captivity or artificially propagated for commercial purposes *** For pre-Convention specimens															
13. This permit/certificate is issued by:															
_____		_____		_____											
Place		Date		Security stamp, signature and official seal											
14. Export endorsement:			15. Bill of Lading/Air waybill number:												
<table border="1" style="width: 100%; border-collapse: collapse;"> <thead> <tr> <th style="width: 20%;">Block</th> <th style="width: 80%;">Quantity</th> </tr> </thead> <tbody> <tr><td>A</td><td> </td></tr> <tr><td>B</td><td> </td></tr> <tr><td>C</td><td> </td></tr> <tr><td>D</td><td> </td></tr> </tbody> </table>		Block	Quantity	A		B		C		D		_____		_____	
Block	Quantity														
A															
B															
C															
D															
		Port of export		Date											
		Signature		Official stamp and title											

**CITES PERMIT/CERTIFICATE No.**

Figure B-16 Annex 2, Standard CITES Form (CoP15) (front)

### Instructions and explanations

(These correspond to block numbers on the form)

1. Tick the square which corresponds to the type of document issued (export permit, re-export certificate, import permit or other). If the box "other" has been ticked, the type of document must be indicated. The original number is a unique number allocated to each document by the Management Authority.
  2. For export permits and re-export certificates, the date of expiry of the document may not be more than six months after the date of issuance (one year for import permits).
  3. **Complete** name and address of the importer.
  - 3a. The name of the country must be written in full.
  4. **Complete** name and address of the exporter/re-exporter. The name of the country must be stated. The absence of the signature of the applicant renders the permit or certificate invalid.
  5. Special conditions may refer to national legislation or special conditions placed on the shipment by the issuing Management Authority. This block can also be used to justify the omission of certain information.
  - 5a. The following codes should be used: **T** for commercial, **Z** for zoo, **G** for botanical garden, **Q** for circus or travelling exhibition, **S** for scientific, **H** for hunting trophy, **P** for personal, **M** for medical, **E** for education, **N** for reintroduction or introduction into the wild, **B** for breeding in captivity or artificial propagation and **L** for law enforcement / judicial / forensic.
  - 5b. Indicate the number of the security stamp affixed in block 13.
  6. The name, address and country of the issuing Management Authority should already be printed on the form.
  - 7-8. Indicate the scientific name (genus and species, where appropriate subspecies) of the animal or plant as it appears in the Convention Appendices or the reference lists approved by the Conference of the Parties, and the common name of the animal or plant as known in the country issuing the permit.
  9. Describe, as precisely as possible, the specimens entering trade (live animals, skins, flanks, wallets, shoes, etc.). If a specimen is marked (tags, identifying marks, rings, etc.), whether or not this is required by a Resolution of the Conference of the Parties (specimens originating in a ranching operation, specimens subject to quotas approved by the Conference of the Parties, specimens of Appendix-I species bred in captivity for commercial purposes, etc.), indicate the number and type of mark. The sex and age of the live animals should be recorded, if possible.
  10. Enter the number of the Appendix of the Convention (I, II or III) in which the species is listed.  
Use the following codes to indicate the source:  
**W** Specimens taken from the wild  
**R** Ratched specimens: specimens of animals reared in a controlled environment, taken as eggs or juveniles from the wild, where they would otherwise have had a very low probability of surviving to adulthood.  
**D** Appendix-I animals bred in captivity for commercial purposes in operations included in the Secretariat's Register, in accordance with Resolution Conf. 12.10 (Rev. CoP15), and Appendix-I plants artificially propagated for commercial purposes, as well as parts and derivatives thereof, exported under the provisions of Article VII, paragraph 4, of the Convention  
**A** Plants that are artificially propagated in accordance with Resolution Conf. 11.11 (Rev. CoP15), as well as parts and derivatives thereof, exported under the provisions of Article VII, paragraph 5 (specimens of species included in Appendix I that have been propagated artificially for non-commercial purposes and specimens of species included in Appendices II and III)  
**C** Animals bred in captivity in accordance with Resolution Conf. 10.16 (Rev.), as well as parts and derivatives thereof, exported under the provisions of Article VII, paragraph 5  
**F** Animals born in captivity (F1 or subsequent generations) that do not fulfil the definition of 'bred in captivity' in Resolution Conf. 10.16 (Rev.), as well as parts and derivatives thereof  
**U** Source unknown (**must be justified**)  
**I** Confiscated or seized specimens  
**O** Pre-Convention specimens (may be used with other source codes).
  11. The quantity and units indicated should conform to the most recent version of the *Guidelines for the preparation and submission of CITES annual reports*.
  - 11a. Indicate the total number of specimens exported in the current calendar year (1 January to 31 December) (including those covered by the present permit) and the current annual quota for the species concerned (for example 500/1000). This should be done for the national quotas as well as for those determined by the Conference of the Parties.
  12. The country of origin is the country in which the specimens were taken from the wild, bred in captivity or artificially propagated, except in the case of plant specimens that cease to qualify for an exemption from the provisions of CITES. In such instances, the country of origin is deemed to be the country in which the specimens ceased to qualify for the exemption. Indicate the number of the permit or certificate of the exporting country and the date of issuance. If all or part of the information is not known, this should be justified in block 5. This block must only be completed in case of re-exports;
  - 12a. The country of last re-export is the country from which the specimens were re-exported before entering the country in which the present document is issued. Enter the number of the re-export certificate of the country of last re-export and its date of issuance. If all or part of the information is not known, this should be justified in block 5. This block must only be completed in case of re-export of specimens previously re-exported.
  - 12b. The "No. of the operation" is the number of the registered captive-breeding or artificial propagation operation. The "date of acquisition" is defined in Resolution Conf. 13.6 and is required only for pre-Convention specimens.
  13. To be completed by the official who issues the permit. The name of the official must be written in full. The security stamp must be affixed in this block and must be cancelled by the signature of the issuing official and a stamp or seal. The seal, signature and security-stamp number should be clearly legible.
  14. To be completed by the official who inspects the shipment at the time of export or re-export. Enter the quantities of specimens actually exported or re-exported. Strike out the unused blocks.
  15. Enter the number of the bill of lading or air way-bill if the method of transport used requires the use of such a document.
- The document must be written in one of the three working languages of the Convention (English, Spanish or French) or must include a full translation into one of these three languages. Exported and re-exported specimens should not appear on the same document unless it is clearly indicated which specimens are being exported and which re-exported.
- AFTER USE THIS DOCUMENT MUST BE RETURNED TO A MANAGEMENT AUTHORITY OF THE IMPORTING COUNTRY.**

Figure B-17 Annex 2, Standard CITES Form (CoP15) (back)

**Conference Resolutions**

Conference Resolution 12.3 (Rev. CoP 15), Permits and Certificates

---

# Conversion Formulas

---

## Contents

Conversion Formulas for Timber and Timber Products	C-1
Board Feet of Lumber to Cubic Meters	C-1
Cubic Feet of Lumber to Cubic Meters	C-2
Conversion Formula for Dowel Rods	C-3
Volume of a Cylinder in Inches to Cubic Meters	C-3
Conversion Formula for Logs	C-4
Volume of a Log	C-4
Conversion Formulas for Veneer	C-5
Square Feet of Veneer to Square Meters	C-5
Square Meters of Veneer to Cubic Meters	C-5
Cubic Feet of Veneer to Cubic Meters	C-6

---

## Conversion Formulas for Timber and Timber Products

Use the following formulas to assist you with verifying that the quantity recorded on the CITES Permit or Certificate matches the quantity invoiced on the accompanying shipping documents.

These conversions should also be made by the importer or exporter so that the total quantity of CITES regulated material recorded on the shipping documents is expressed in the same unit of measurement found on the CITES Permit or Certificate.

### Board Feet of Lumber to Cubic Meters

There are 424 board feet per cubic meter. To convert board feet of lumber to cubic meters, divide the board feet of lumber by 424 board feet. See the equation in [Figure C-1](#) below.

$\frac{\text{Total board feet of lumber}}{424 \text{ board feet}} = \text{cubic meters of lumber}$
--

**Figure C-1 Formula to Convert Board Feet of Lumber to Cubic Meters**

## Conversion Formulas

### Conversion Formulas for Timber and Timber Products

---

Some countries may express board feet in pie tablares (PT.). Since 1 PT. is equal to one board foot, change the total PT to total board feet of lumber, then continue using the formula in [Figure C-1](#) above to convert to cubic meters of lumber.

**EXAMPLE** A shipment of 1000 board feet of lumber arrives at your port. Use the following calculation to convert this shipment to cubic meters of lumber:

$$\frac{(1000 \text{ board feet of lumber})}{(424 \text{ board feet})} = 2.36 \text{ cubic meters of lumber}$$

## Cubic Feet of Lumber to Cubic Meters

See [Figure C-2](#) for the conversion formula.

$$\text{cubic feet} \times 0.02832 = \text{cubic meters}$$

**Figure C-2 Formula to Convert Cubic Feet of Lumber to Cubic Meters**

### NOTICE

Where: cubic feet of lumber = (lumber length in feet) x (lumber width in feet) x (lumber thickness in feet)

Lumber dimensions in feet = lumber length x width x thickness in inches/12

The conversion of cubic feet of lumber to cubic meters may be difficult because the formula depends upon the multiplication of the number of square meters and the thickness of wood, which could be variable. In this case, the CPB AS, PPQ PHSS, or PPQ ECS should have the permittee perform the conversion and then have the permittee supply the CPB AS, PPQ PHSS, or PPQ ECS with a copy of the calculations.

**EXAMPLE** A shipment of 10,000 square feet of lumber approximately 1 inch thick arrives at your port. Use the following calculation to convert this shipment to cubic meters:

$$10,000 \text{ square feet of lumber} \times 1/12 = 833.33 \text{ cubic feet}$$

$$833.33 \times 0.02832 = 23.6 \text{ cubic meters}$$

## Conversion Formula for Dowel Rods

### Volume of a Cylinder in Inches to Cubic Meters

To convert cubic inches of dowel to cubic meters, use the formula in [Figure C-3](#).

$$(\text{Cubic inches of dowel}) \times (.0000164) = \text{cubic meters of dowel}$$

**Figure C-3 Formula to Convert Volume of a Cylinder in Inches to Cubic Meters**

Where volume of cylinder in cubic inches =

$$\pi (3.14) \times (\text{radius of dowel in inches})^2 \times (\text{length of dowel in inches}) \times (\text{total number of dowels})$$

**Figure C-4 Formula to Convert Volume of Cylinder to Cubic Inches**

#### EXAMPLE

A shipment of containing 100,000 ramin dowels (each measure 1/4 inch in diameter by 16 inches in length) arrives at your port. Use the following formula to convert this shipment to cubic meters:

$$\text{Radius} = 1/2 \text{ diameter}$$

$$R = 1/4 = .25 \times 1/2 = .125$$

$$(3.14) \times (.125)^2 \times 16 \text{ inches} \times 100,000 = 78,500 \text{ cubic inches of dowel}$$

$$(78,500 \text{ cubic inches of dowel}) \times (.0000164) = 1.287 \text{ cubic meters of dowel}$$

## Conversion Formula for Logs

### Volume of a Log

A tape measure and a calculator are needed to estimate the volume of a log. The volume determination requires the officer to do as follows:

1. Take the average diameter of the log by measuring the largest end and smallest end (excluding bark if present) and divide by 2.
2. Divide the average diameter by 2 to calculate the average radius (r).
3. Use the formula for the volume of a cylinder, and insert the average radius of the log (i.e.,  $3.14 \times r^2 \times \text{length}$ ).
4. Convert from cubic inches to cubic meters.

$$1. \quad \left( \frac{\text{large diameter} + \text{small diameter}}{2} \right) = d \text{ (average diameter of a log)}$$

$$2. \quad \left( \frac{d}{2} \right) = r \text{ (average radius of a log)}$$

$$3. \quad 3.14 \times r^2 \times \text{length of log} = \text{volume in cubic inches}$$

$$4. \quad \text{Volume in cubic inches} \times (.000164) = \text{cubic meter volume}$$

Figure C-5 Formula for Volume of a Log

**EXAMPLE** A log taken from the shipment is 84 inches long. Excluding bark, the large end measures 10 inches and the small end measures 8 inches.

$$1. \quad \frac{10 + 8}{2} = 9" \text{ average diameter}$$

$$2. \quad \frac{9}{2} = 4.5" \text{ average radius}$$

$$3. \quad 3.14 \times 4.5^2 \times 84 = 5341.14 \text{ cubic inch volume}$$

$$4. \quad 5341.14 \times .000164 = .876 \text{ cubic meter volume}$$



## Conversion Formulas for Veneer

### Square Feet of Veneer to Square Meters

Use the formula below to convert square feet of veneer to square meters.

Where: (square feet of veneer) = (length of veneer in feet) x (width of veneer in feet) and the  
(square feet of veneer) x (0.0929) = square meters of veneer

#### Figure C-6 Formula to Convert Square Feet of Veneer to Square Meters

**EXAMPLE** A shipment of 25,000 square feet of veneer arrives at your port. Use the following calculation to convert this shipment to square meters:

$$(25,000 \text{ square feet of veneer}) \times (0.0929) = 2322.5 \text{ square meters}$$

### Square Meters of Veneer to Cubic Meters

Use the formula in [Figure C-7](#) to convert square meters of veneer to cubic meters.

(Square meters of veneer) x (Veneer thickness in meters) = Cubic meters of veneer

Where: (square meters of Veneer) =  
(length of veneer in meters) x (width of veneer in meters)

veneer thickness in meters = (veneer thickness in millimeters) / 1000

This conversion formula depends on the multiplication of the number of square meters and the thickness of wood, which could be variable. In this case, have the permittee perform the conversion and provide you with a copy of the calculations.

#### Figure C-7 Formula to Convert Square Meters of Veneer to Cubic Meters

**EXAMPLE** A shipment of 25,000 square meters of veneer 0.6 millimeters thick arrives at your port. Use the following calculation would convert this shipment to cubic meters:

$$(25,000 \text{ square meters of veneer}) \times \frac{(0.6) \text{ meter}}{1000} = 15 \text{ cubic meters of veneer}$$

### Cubic Feet of Veneer to Cubic Meters

To convert cubic feet of veneer to cubic meters, use the formula in [Figure C-8](#). This conversion formula depends on the multiplication of the number of square feet and the thickness of wood, which could be variable. In this case, have the permittee perform the conversion and provide you with a copy of the calculations.

$$(\text{cubic feet of veneer}) \times (0.02832) = \text{cubic meters of veneer}$$

Where: (cubic feet of veneer) = (length of veneer in feet) x (width of veneer in feet) x veneer thickness in feet

Veneer dimensions in feet = veneer length x width x thickness, in inches/12

**Figure C-8 Formula to Convert Cubic Feet of Veneer to Cubic Meters**

**EXAMPLE** A shipment of 25,000 square feet of veneer 1/16 of an inch thick arrives at your port. Use the following calculation to convert this shipment to cubic meters:

$$(25,000 \text{ square feet of veneer}) \times (1/16)/12 = 130.21 \text{ cubic feet} \times 0.2832 = 3.687 \text{ cubic meters}$$

# Harmonized System of the World

## Customs Organization

---

### Contents

Introduction **D-1**

Harmonized System of World Customs Organization (HS) Codes **D-1**

---

### Introduction

This appendix contains the Harmonized System of the World Customs Organization (HS) codes describing and coding goods in trade.

---

### Harmonized System of World Customs Organization (HS) Codes

The following Harmonized System of World Customs Organization (HS) codes are referred to in the *CITES I-II-III Timber Species Manual*.

#### HS Code 44.03

Wood in the rough, whether or **not** stripped of bark or sapwood, or roughly squared.

#### HS Code 44.06

Railway or tramway sleepers of wood.

#### HS Code 44.07

Wood sawn or chipped lengthwise, sliced or peeled, whether or **not** planed, sanded or finger-jointed, of a thickness exceeding 6 mm.

#### HS Code 44.08

Veneer sheets and sheets for plywood (whether or **not** spliced) and other wood sawn lengthwise, sliced or peeled, whether or **not** planed, sanded or finger-jointed, of a thickness **not** exceeding 6 mm.

#### HS Code 44.09

Wood (including strips, friezes for parquet flooring, not assembled), continuously shaped (tongued, grooved, v-jointed, beaded or the like) along any edges, ends or faces, whether or **not** planed, sanded or end-jointed.

### **HS Code 44.12.13**

Plywood consisting solely of sheets of wood, each ply **not** exceeding 6mm in thickness, and with at least one outer ply of tropical wood specified in Subheading Note<sup>1</sup>.

### **HS Code 44.12.14**

Plywood consisting solely of sheets of wood, each ply **not** exceeding 6 mm in thickness, and with at least one outer ply of non-coniferous wood.

### **HS Code 44.12.22**

Other (meaning one ply or more, that is greater than 6 mm in thickness), with at least one outer ply of non-coniferous wood, and with at least one ply of tropical wood specified in Subheading Note<sup>1</sup>.

---

1 Subheading Note 1: For the purposes of subheadings 4403.41 to 443.49, 4407.24 to 440729, 4408.31 to 4408.39, and 4412.13 to 4412.99, the expression "etropical wood" means one of the following types of wood: Abura, Acajou d'Afrique, Afrormosia, Ako, Alan, Andiroba, Aningre, Avodire, Azobe, Balau, Balsa, Bosse Clair, Bosse Fonce, Cativo, Cedro, Dabema, Dark Red Meranti, Dibetou, Doussie, Framire, Freijo, Fromager, Fuma, Geronggang, Ilomba, Imbuia, Ipe, Iroko, Jaboty, Jelutong, Jequitiba, Jongkong, Kapur, Kempas, Keruing, Kosipo, Kotibe, Koto, Light Red Meranti, Limba, Louro, Macaranduba, Mahogany, Makore, Mandioquiera, Mansonia, Mengkulang, Meranti Bakau, Merawan, Merbau, Merpauh, Mersawa, Moabi, Niangon, Nyatoh, Obeche, Okoume, Onzabili, Orey, Ovengkol, Ozigo, Padauk, Paldao, Palissandre de Guatemala, Palissandre de Para, Palissandre de Rio, Palissandre de Rose, Pau Amarelo, Pau Marfim, Pulai, Puna, Quaruba, Ramin, Sapelli, Saqui-Saqui, Sepetir, Sipo, Sucupira, Suren, Teak, Tauari, Tiama, Tola, Virola, White Lauan, White Meranti, White Seraya, Yellow Meranti.

# Wood Identification

## *CITES Timber Species*

---

### Contents

Introduction	<b>E-2</b>
Procedures	<b>E-2</b>
Materials Needed	<b>E-2</b>
Wood Identification	<b>E-2</b>
CITES Protected Timber Species	<b>E-3</b>
Abies guatemalensis (Guatemalan fir)	<b>E-3</b>
Afzelia spp. (pod mahogany)	<b>E-3</b>
Aniba rosaeodora (Brazilian rosewood)	<b>E-4</b>
Araucaria araucana (monkey puzzle tree)	<b>E-4</b>
Bulnesia sarmientoi (gaiacwood)	<b>E-4</b>
Caryocar costaricense (ajillo)	<b>E-5</b>
Caryocar costaricense (ajillo)	<b>E-5</b>
Cedrela odorata (Spanish cedar)	<b>E-6</b>
Dalbergia spp. (rosewoods)	<b>E-7</b>
Dalbergia nigra (Brazilian rosewood)	<b>E-7</b>
Diospyros spp. (ebonies)	<b>E-9</b>
Dipteryx panamensis (tonka bean)	<b>E-9</b>
Fitzroya cupressoides (alerce)	<b>E-10</b>
Fraxinus mandshurica (manchurian ash)	<b>E-10</b>
Gonystylus spp. (ramin)	<b>E-11</b>
Guaiacum spp. (lignum vitae)	<b>E-12</b>
Guibourtia demeusei (red bubinga)	<b>E-13</b>
Guibourtia pellegriniana (rose bubinga)	<b>E-13</b>
Guibourtia tessmannii (rose bubinga)	<b>E-13</b>
Khaya spp. (African mahogany)	<b>E-13</b>
Magnolia liliifera var. obovata	<b>E-14</b>
Paubrasilia echinata (Brazilwood)	<b>E-15</b>
Pericopsis elata (Afromosia)	<b>E-16</b>
Pilgerodendron uviferum (pilgerodendron)	<b>E-16</b>
Pinus koraiensis (Korean pine)	<b>E-16</b>
Platymiscium pleiostachyum (crystal, granadillo)	<b>E-17</b>
Podocarpus neriifolius (podocarp)	<b>E-18</b>
Podocarpus parlatorei (Parlatore's podocarp)	<b>E-19</b>
Prunus africana (African cherry, pygeum)	<b>E-19</b>
Pterocarpus spp. (African rosewood, kosso)	<b>E-19</b>
Pterocarpus santalinus (red sandalwood, redsanders)	<b>E-20</b>
Quercus mongolica (mongolian ash)	<b>E-20</b>

<i>Senna meridionalis</i> (taraby)	E-20
<i>Swietenia humilis</i> (Pacific Coast mahogany)	E-21
<i>Swietenia macrophylla</i> (bigleaf mahogany)	E-22
<i>Swietenia mahogani</i> (Caribbean mahogany)	E-23
<i>Tetracentron sinense</i> (tetracentron)	E-25

---

## Introduction

The [Wood Identification](#) appendix is a synopsis for wood identification of articles and commodities derived from CITES Appendix I, II, and III timber species. Wood identification is a difficult task. Become more familiar with wood by using this synopsis.

---

## Procedures

### Materials Needed

You will need the following materials to identify the wood, since the process usually **cannot** be accurately performed with the naked eye:

- ◆ 14X power hand lens
- ◆ Sharp knife (pen knife or utility knife)
- ◆ Single-edge razor blade

If you suspect the commodity or article is something **other than** invoiced, then attempt to verify the article. If you are having difficulty with the identification, then contact a PPQ Botanist <sup>1</sup> (CBP contact a PPQ Botanist through proper channels) for assistance.

### Wood Identification

Follow each step below to identify the wood:

1. Use a sharp knife or razor blade to slice the end or cross grain (transverse section) of a piece of lumber.
2. Examine the sliced wood with a hand lens.
3. Check to see if the wood sample has vessels (pores).
4. Compare what you view through the lens with the specific CITES Appendix I, Appendix II, or Appendix III protected timber species examples on the following pages.
5. Verify the features of your sample with the features listed in the accompanying description for each wood species.

---

<sup>1</sup> CBP and PPQ: To identify the name of the PPQ Botanist that services your port, see the [List of PPQ Identifiers and National Specialists](#).

## CITES Protected Timber Species

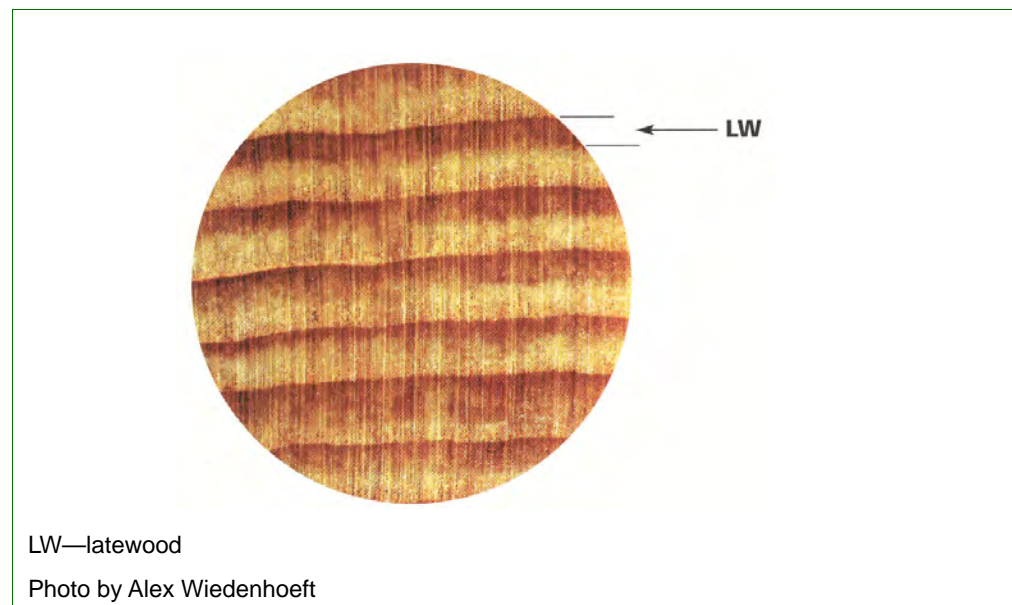
Examples of CITES protected timber species follow. Use the following descriptions and examples of protected CITES timber for comparison with the timber or article presented for import or re-export.

### ***Abies guatemalensis* (Guatemalan fir)**

*Abies guatemalensis* (Guatemalan fir) is a softwood.

To identify the wood, check the following:

- ◆ Heartwood is light brown
- ◆ Latewood is prominent (see [Figure E-1](#) below)
- ◆ Resin canals are absent
- ◆ Wood is light in color, soft, and lightweight



**Figure E-1 Example of *Abies guatemalensis* (Guatemalan fir) Wood Cross Section**

### ***Azelia* spp. (pod mahogany)**

*Azelia* spp. (pod mahogany) is a hardwood. The description and an example are **not** available.

***Aniba rosaeodora* (Brazilian rosewood)**

*Aniba rosaeodora* (Brazilian rosewood) is a hardwood. The description and an example are **not** available.

***Araucaria araucana* (monkey puzzle tree)**

*Araucaria araucana* (monkey puzzle tree) is a softwood.

To identify the wood, check the following:

- ◆ Heartwood pinkish- to light brownish-red
- ◆ Latewood is absent or barely visible
- ◆ Resin canals are absent
- ◆ Wood is soft and lightweight



**Figure E-2 Example of *Araucaria araucana* (Monkey puzzle tree) Wood Cross Section**

***Bulnesia sarmientoi* (gaiacwood)**

*Bulnesia sarmientoi* (gaiacwood) is a hardwood. The description and an example are **not** available.

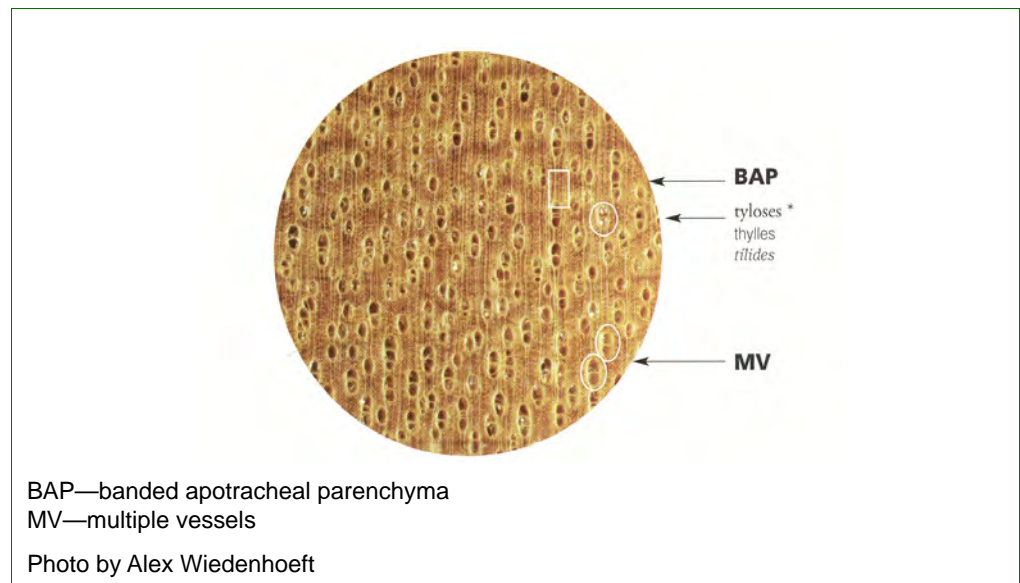


### ***Caryocar costaricense* (ajillo)**

*Caryocar costaricense* (ajillo) is a hardwood.

To identify the wood, check the following:

- ◆ Heartwood is moderately hard and heavy
- ◆ Parenchyma: banded apotracheal parenchyma in short, patchy bands
- ◆ Rays are **not** storied
- ◆ Tyloses are present
- ◆ Vessels and vessel multiples are arranged diffusely and may be clogged with bubbles
- ◆ Wood is **not** ring porous
- ◆ Wood is light tan to light brown



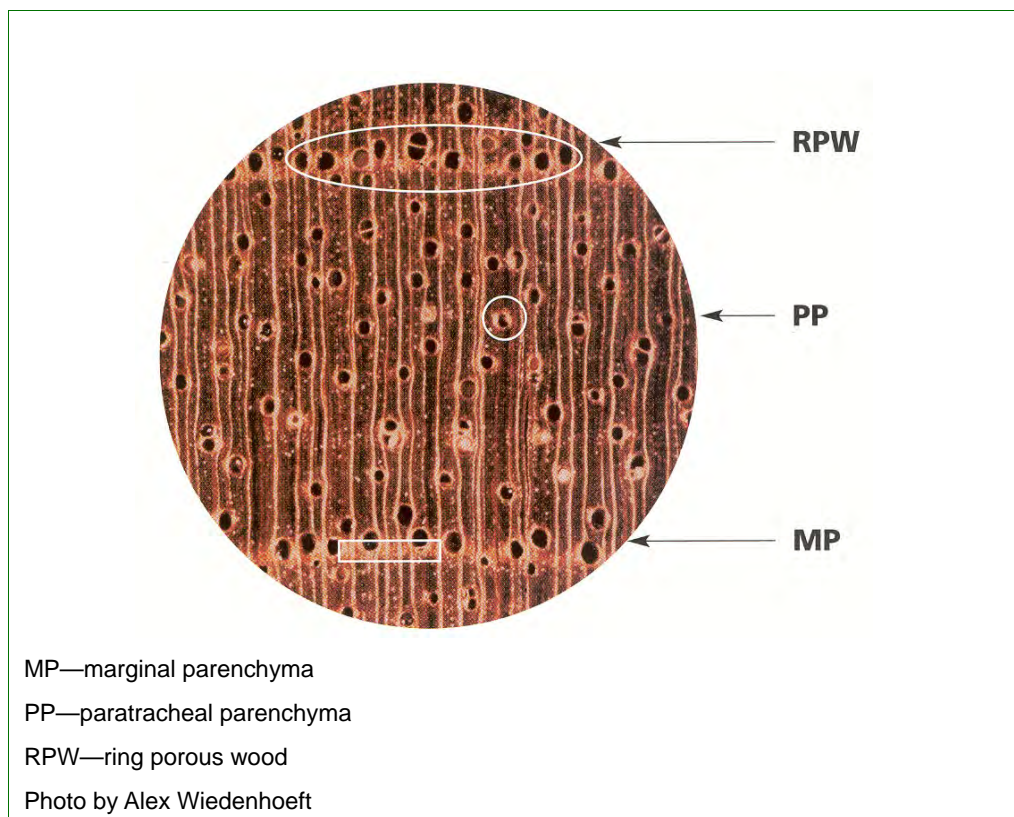
**Figure E-3 Example of *Caryocar costaricense* (Ajillo) Wood Cross Section**

### ***Cedrela odorata* (Spanish cedar)**

*Cedrela odorata* (Spanish cedar) is a hardwood.

To identify the wood, check the following:

- ◆ Heartwood is pale pinkish- to reddish-brown (sometimes with a purplish tinge)
- ◆ Odor is distinctive, spicy cedar
- ◆ Parenchyma: paratracheal parenchyma forms a thin ring around the vessels; marginal parenchyma forms thick bands
- ◆ Rays are **not** storied
- ◆ Wood is ring porous
- ◆ Wood is relatively soft and moderately heavy to light



**Figure E-4 Example of *Cedrela odorata* (Spanish cedar) Wood Cross Section**

### ***Dalbergia* spp. (rosewoods)**

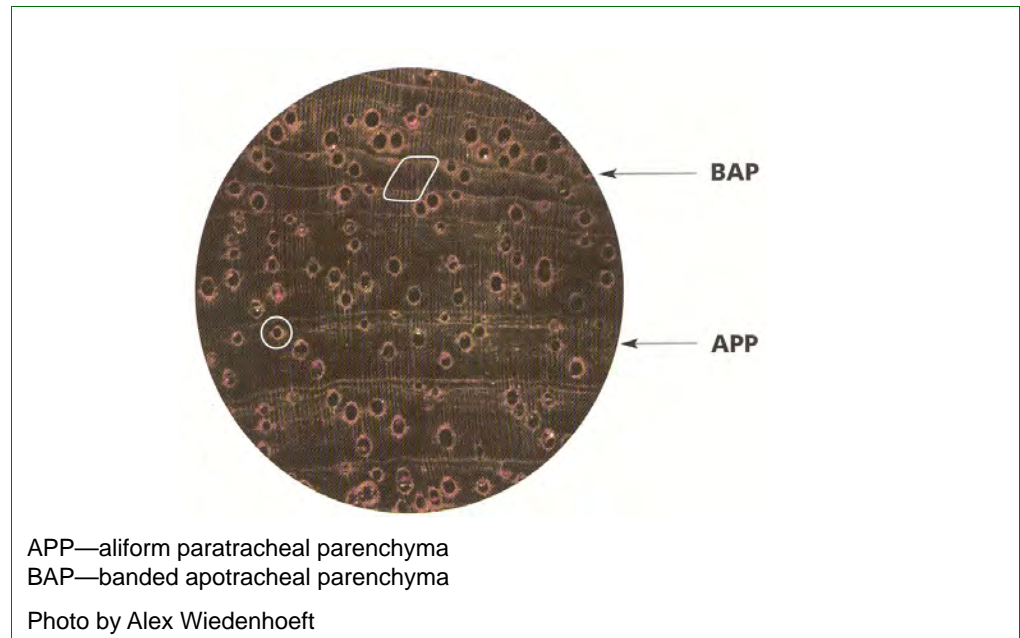
*Dalbergia* spp. (rosewoods) are hardwoods.

### ***Dalbergia nigra* (Brazilian rosewood)**

*Dalbergia nigra* (Brazilian rosewood) is a hardwood.

To identify the wood, check the following:

- ◆ Odor is pleasant, faintly sweet or spicy
- ◆ Parenchyma: aliform paratracheal parenchyma present; banded apotracheal parenchyma with prominent bands, irregularly spaced; parenchyma arrangements vary considerably
- ◆ Rays medium-storied
- ◆ Vessels large, relatively numerous
- ◆ Wood is **not** ring porous
- ◆ Wood is dark brown to black with darker streaks, hard, and heavy



**Figure E-5 Example of *Dalbergia nigra* (Brazilian rosewood) Wood Cross Section**



Photo by Bud Petit de Manage

**Figure E-6 *Dalbergia nigra* (Brazilian rosewood) Rough Sawn Lumber**



Photo by Bud Petit de Manage

**Figure E-7 *Dalbergia nigra* (Brazilian rosewood) Rough Sawn Lumber**

***Diospyros* spp. (ebonies)**

*Diospyros* spp. (ebonies) description and examples are **not** available.

***Dipteryx panamensis* (tonka bean)**

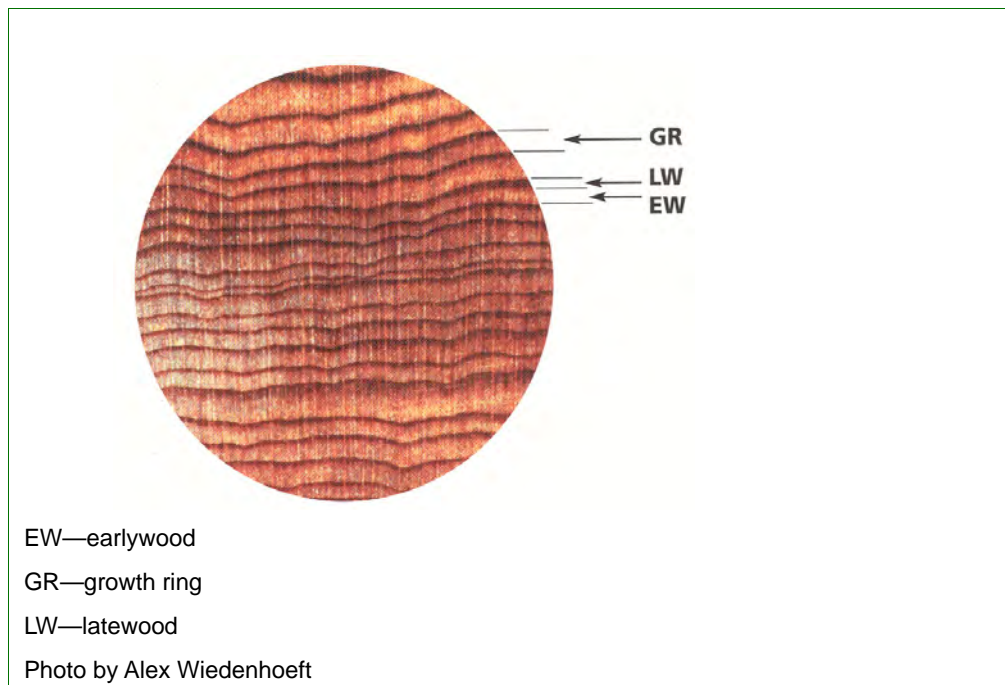
*Dipteryx panamensis* (tonka bean) is a hardwood. The description and an example are **not** available.

### ***Fitzroya cupressoides* (alerce)**

*Fitzroya cupressoides* (alerce) is a softwood.

To identify the wood, check the following:

- ◆ Heartwood is dark red to reddish brown
- ◆ Latewood is in relatively narrow bands; transition is abrupt between earlywood and latewood (see [Figure E-8](#))
- ◆ Resin canals are absent
- ◆ Wood is moderately hard and heavy



**Figure E-8 Example of *Fitzroya cupressoides* (Alerce) Wood Cross Section**

### ***Fraxinus mandshurica* (manchurian ash)**

*Fraxinus mandshurica* (manchurian ash) is a hardwood. The description and an example are not yet available.

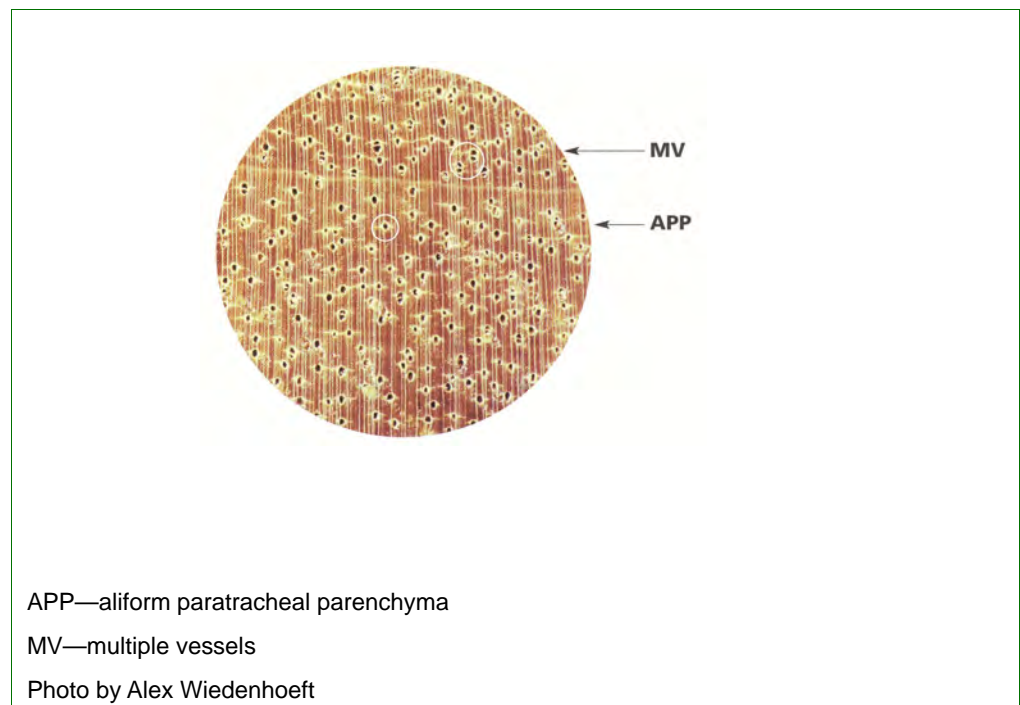


### **Gonystylus spp. (ramin)**

*Gonystylus* spp. (ramin) is a hardwood.

To identify the wood, check the following:

- ◆ Heartwood is whitish to pale yellow
- ◆ Parenchyma: distinct aliform parenchyma; marginal parenchyma sometimes present
- ◆ Wood is **not** ring porous
- ◆ Vessels are mostly solitary; some in radial multiples of 2 or 3
- ◆ Wood is moderately hard and heavy



**Figure E-9 Example of *Gonystylus* spp. (Ramin) Wood Cross Section**

### ***Guaiacum* spp. (lignum vitae)**

*Guaiacum* spp. (lignum vitae) is a hardwood.


#### **NOTICE**

Although all species of *Guaiacum* are protected under CITES Appendix II, **only** two examples are shown in this appendix.


To identify the wood, check the following:

- ◆ Heartwood ranges from dark greenish to black or dark brown
- ◆ Rays are fine-storied
- ◆ Vessels are small, barely visible, and mostly solitary
- ◆ Wood is *not* ring porous

Wood is extremely hard and heavy



**Figure E-10** Example of *Guaiacum officinale* (Commoner lignum vitae) Wood Cross Section



**Figure E-11** Example of *Guaiacum sanctum* (Holy lignum vitae) Wood Cross Section



***Guibourtia demeusei* (red bubinga)**

*Guibourtia demeusei* (red bubinga) is a hardwood. A description and examples are **not** available.

***Guibourtia pellegriniana* (rose bubinga)**

*Guibourtia pellegriniana* (rose bubinga) is a hardwood. A description and examples are **not** available.

***Guibourtia tessmannii* (rose bubinga)**

*Guibourtia tessmannii* (rose bubinga) is a hardwood. A description and examples are **not** available.

***Khaya* spp. (African mahogany)**

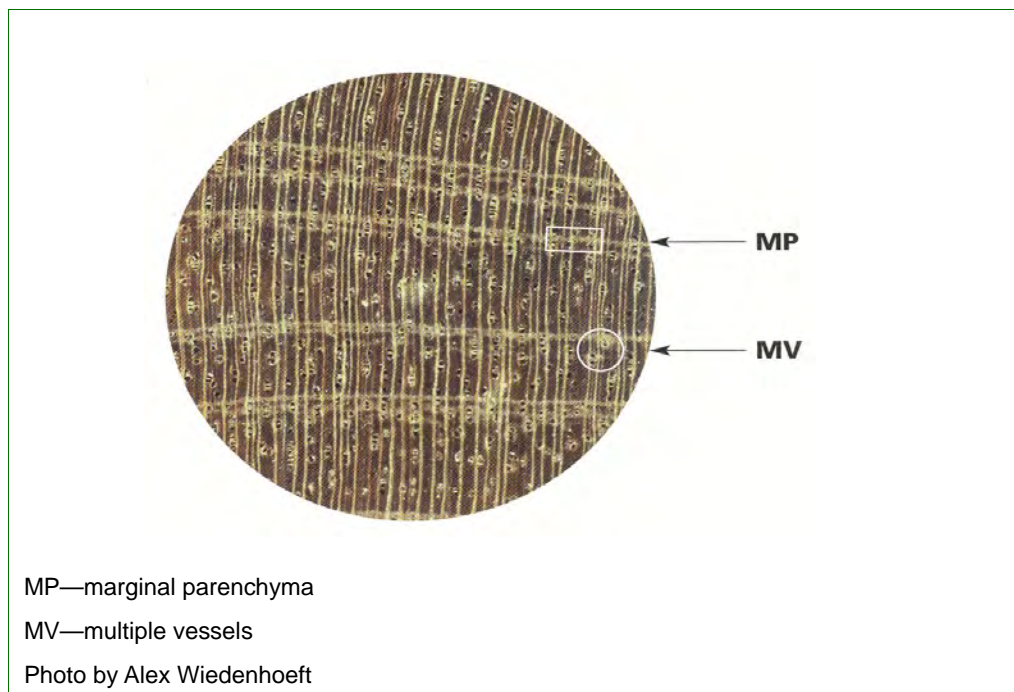
*Khaya* spp. (African mahogany) is a hardwood. The description and an example are **not** available.

### ***Magnolia liliifera* var. *obovata***

*Magnolia liliifera* var. *obovata* is a hardwood.

To identify the wood, check the following:

- ◆ Heartwood is light brown, sometimes with a greenish tinge
- ◆ Parenchyma: marginal parenchyma is present and conspicuous
- ◆ Rays are *not* storied
- ◆ Vessels are often in multiples
- ◆ Wood is *not* ring porous
- ◆ Wood is moderately hard and heavy



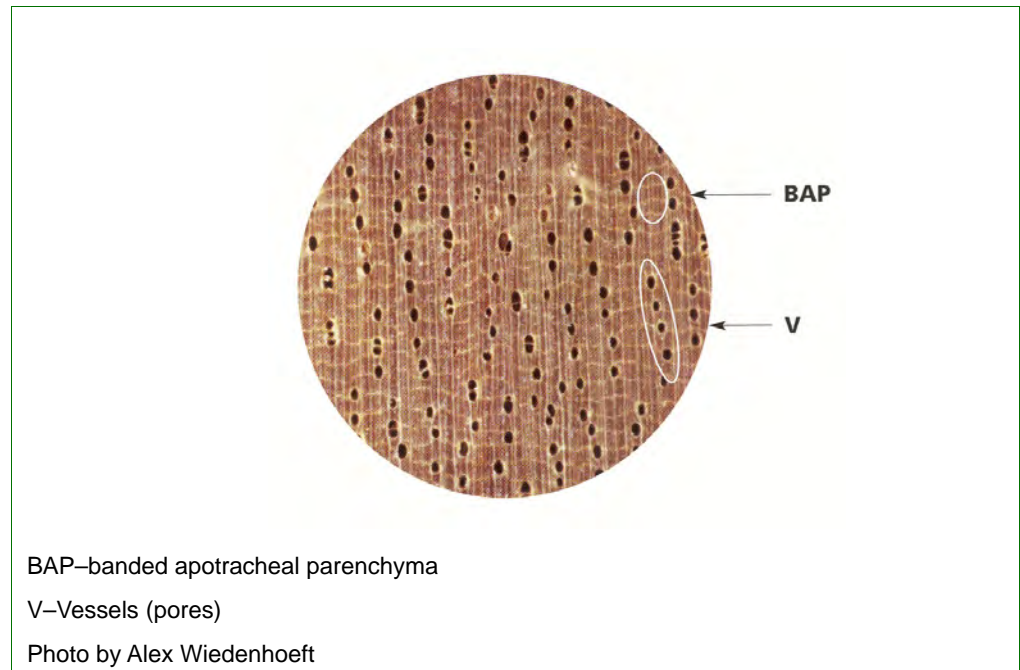
**Figure E-12 Example of *Magnolia liliifera* var. *obovata* (Ramin) Wood Cross Section**

### ***Oreomunnea pterocarpa* (gavilan)**

*Oreomunnea pterocarpa* (gavilan) is a hardwood.

To identify the wood, check the following:

- ◆ Heartwood color is light brown
- ◆ Parenchyma: banded apotracheal parenchyma is present in long, wavy bands
- ◆ Rays are **not** storied
- ◆ Vessels mostly solitary, in radial or angled files
- ◆ Wood is **not** ring porous
- ◆ Wood is relatively soft and lightweight



**Figure E-13 Example of *Oreomunnea pterocarpa* (Gavilan [Walnut]) Wood Cross Section**

### ***Osyris lanceolata* (African sandalwood)**

*Osyris lanceolata* (African sandalwood) description and an example are **not** available.

### ***Paubrasilia echinata* (Brazilwood)**

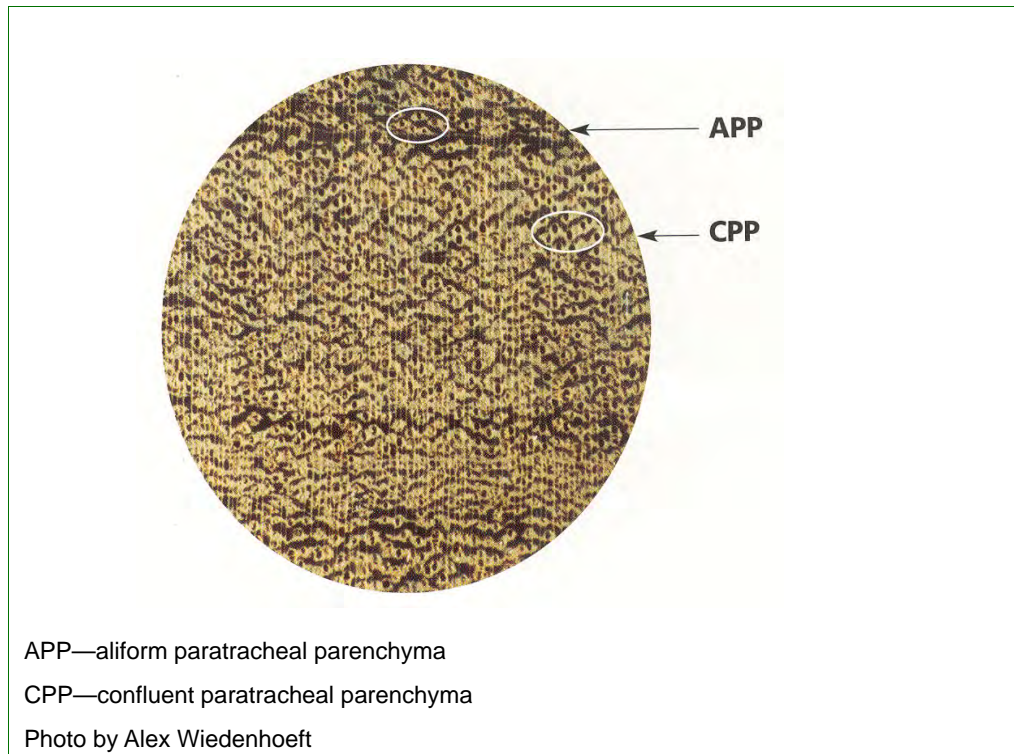
*Paubrasilia echinata* (Brazilwood) is a hardwood. The description and an example are **not** available.

### ***Pericopsis elata* (Afrormosia)**

*Pericopsis elata* (Afrormosia) is a hardwood.

To identify the wood, check the following:

- ◆ Heartwood is medium to dark brown
- ◆ Parenchyma: aliform paratracheal parenchyma and confluent paratracheal parenchyma are present
- ◆ Rays are medium-storied (often hard to detect)
- ◆ Vessels are numerous (barely visible to the naked eye)
- ◆ Wood is **not** ring porous
- ◆ Wood is moderately hard and heavy



**Figure E-14 Example of *Pericopsis elata* (Afrormosia) Wood Cross Section**

### ***Pilgerodendron uviferum* (pilgerodendron)**

*Pilgerodendron uviferum* (pilgerodendron) is a softwood. A description and an example are **not** available.

### ***Pinus koraiensis* (Korean pine)**

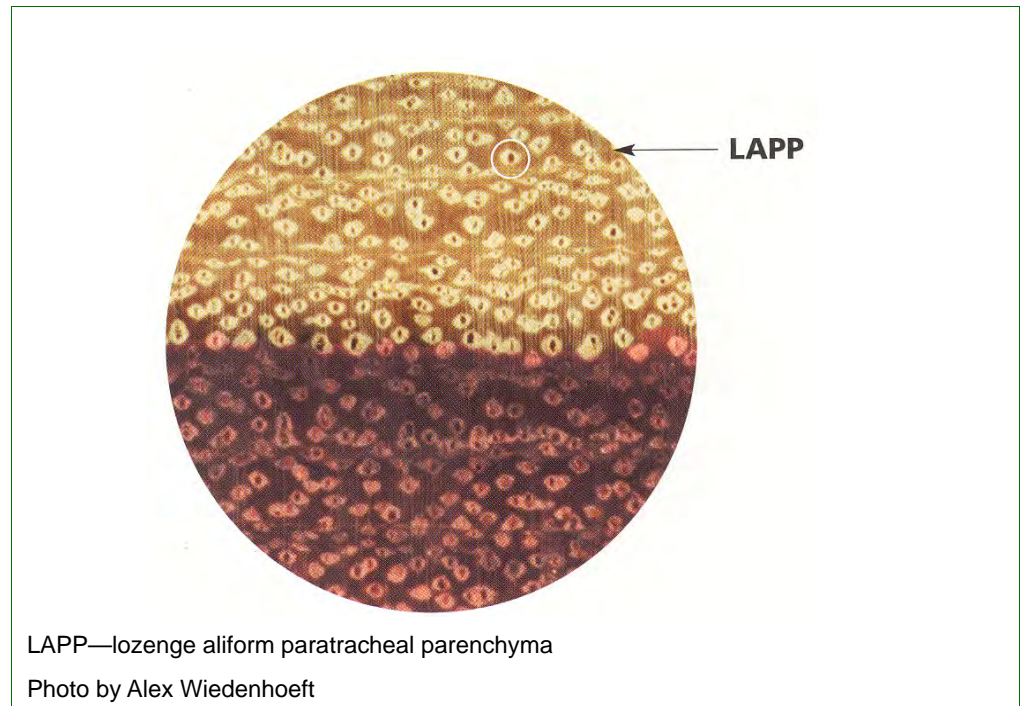
*Pinus koraiensis* (Korean pine) is a softwood. The description and an example are **not** available.

***Platymiscium pleiostachyum* (cristobal, granadillo)**

*Platymiscium pleiostachyum* (cristobal, granadillo) is a hardwood.

To identify the wood, check the following:

- ◆ Heartwood is reddish brown, usually with a purplish cast
- ◆ Parenchyma: lozenge aliform paratracheal parenchyma are present
- ◆ Rays are storied medium
- ◆ Vessels are large and numerous (visible to the naked eye)
- ◆ Wood is **not** ring porous
- ◆ Wood is hard and heavy



**Figure E-15 Example of *Platymiscium pleiostachyum* (Cristobal, Granadillo) Wood Cross Section**

***Podocarpus neriifolius* (podocarp)**

*Podocarpus neriifolius* (podocarp) is a softwood.

To identify the wood, check the following:

- ◆ Heartwood is light brown or tan
- ◆ Resin canals are absent
- ◆ Wood is light in color; soft, and lightweight




Photo by Alex Wiedenhoef

**Figure E-16 Example of *Podocarpus neriifolius* (Podocarp) Wood Cross Section**




***Podocarpus parlatorei* (Parlatore's podocarp)**

*Podocarpus parlatorei* (Parlatore's podocarp) is a softwood.

To identify the wood, check the following:

- ◆ Heartwood is light brown or tan
- ◆ Resin canals are absent
- ◆ Wood is light in color, relatively soft and lightweight



**Figure E-17 Example of *Podocarpus parlatorei* (Parlatore's podocarp) Wood Cross Section**

***Prunus africana* (African cherry, pygeum)**

*Prunus africana* (African cherry, pygeum) description and an example are **not** available.

***Pterocarpus* spp. (African rosewood, kosso)**

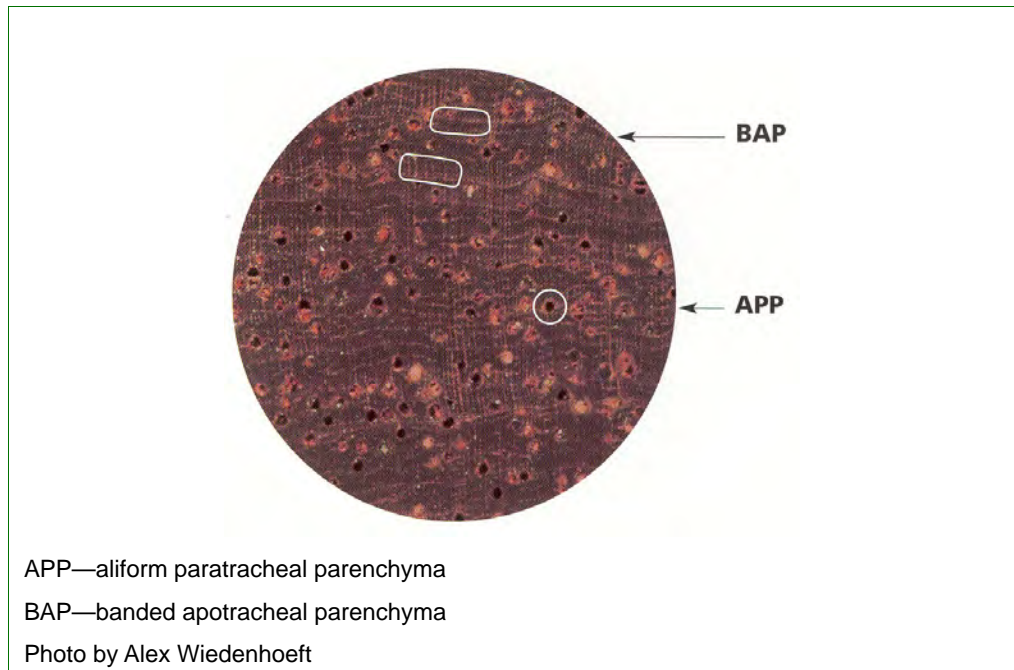
*Pterocarpus* spp. (African rosewood, kosso) description and an example are **not** available.

### ***Pterocarpus santalinus* (red sandalwood, redsanders)**

*Pterocarpus santalinus* (red sandalwood, redsanders) is a hardwood.

To identify the wood, check the following:

- ◆ Heartwood is dark red to reddish brown
- ◆ Parenchyma: aliform paratracheal parenchyma and prominent banded apotracheal parenchyma are present
- ◆ Rays are medium-storied
- ◆ Vessels are large and numerous
- ◆ Wood is **not** ring porous
- ◆ Wood is very hard and heavy



**Figure E-18 Example of *Pterocarpus santalinus* (Red sandalwood, Redsanders) Wood Cross Section**

### ***Quercus mongolica* (mongolian ash)**

*Quercus mongolica* (mongolian ash) is a hardwood. The description and an example are **not** available.

### ***Senna meridionalis* (taraby)**

*Senna meridionalis* (taraby) description and an example are **not** available.

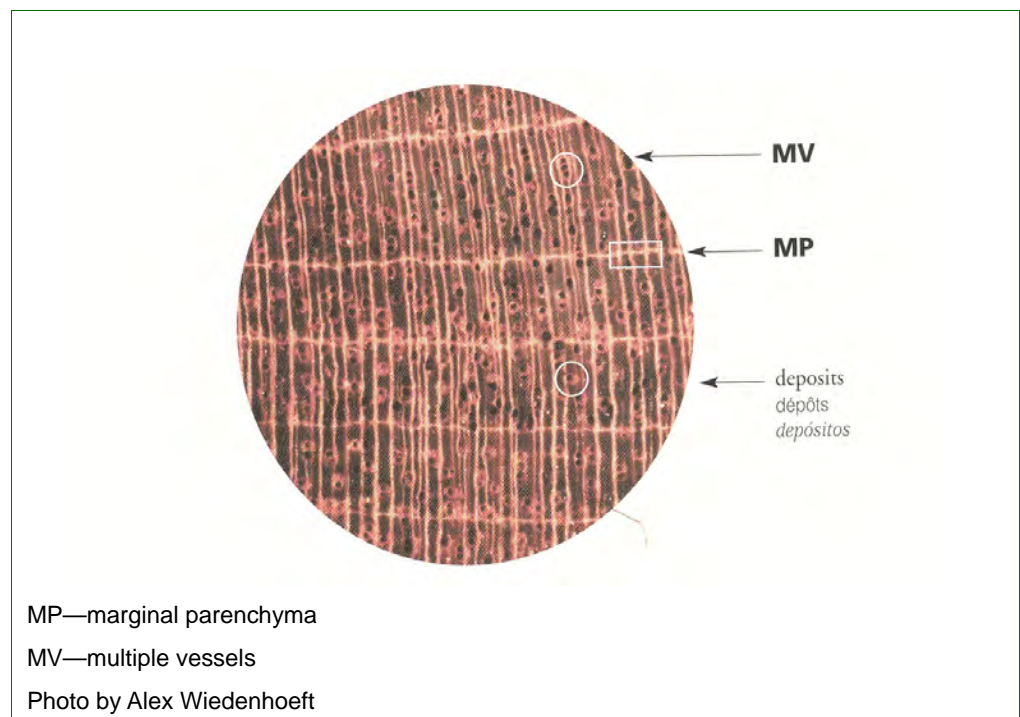


### **Swietenia humilis (Pacific Coast mahogany)**

*Swietenia humilis* (Pacific Coast mahogany) is a hardwood.

To identify *Swietenia humilis*, confirm the following:

- ◆ Heartwood is reddish brown
- ◆ Parenchyma: prominent marginal parenchyma are present
- ◆ Rays are coarse-storied
- ◆ Vessels are large (easily visible with the naked eye), often in two or three radial multiples; black or red deposits are common in vessels
- ◆ Wood is *not* ring porous
- ◆ Wood is moderately hard and heavy



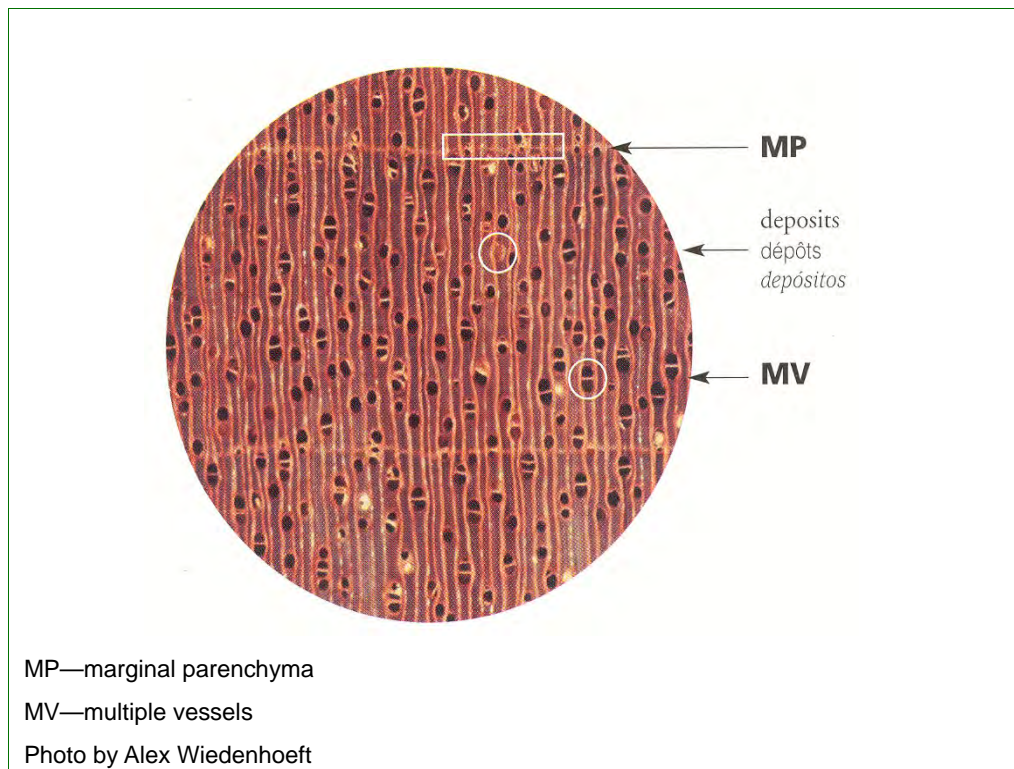
**Figure E-19 Example of *Swietenia humilis* (Pacific Coast mahogany) Wood Cross Section**

### ***Swietenia macrophylla* (bigleaf mahogany)**

*Swietenia macrophylla* (bigleaf mahogany) is a hardwood.

To identify the wood, check the following:

- ◆ Heartwood is reddish brown
- ◆ Parenchyma: prominent marginal parenchyma
- ◆ Rays are coarse-storied
- ◆ Vessels are large (easily visible with naked eye), often in multiples of 2 or 3
- ◆ Wood is moderately hard and heavy



**Figure E-20 Example of *Swietenia macrophylla* (Bigleaf mahogany) Wood Cross Section**



Photo courtesy of Bud Petit de Manage


**Figure E-21 *Swietenia macrophylla* (bigleaf mahogany) Lumber**



Photo by Bud Petit de Mange

**Figure E-22 *Swietenia macrophylla* (bigleaf mahogany) Lumber**





**Figure E-23** *Swietenia macrophylla* (bigleaf mahogany) Lumber



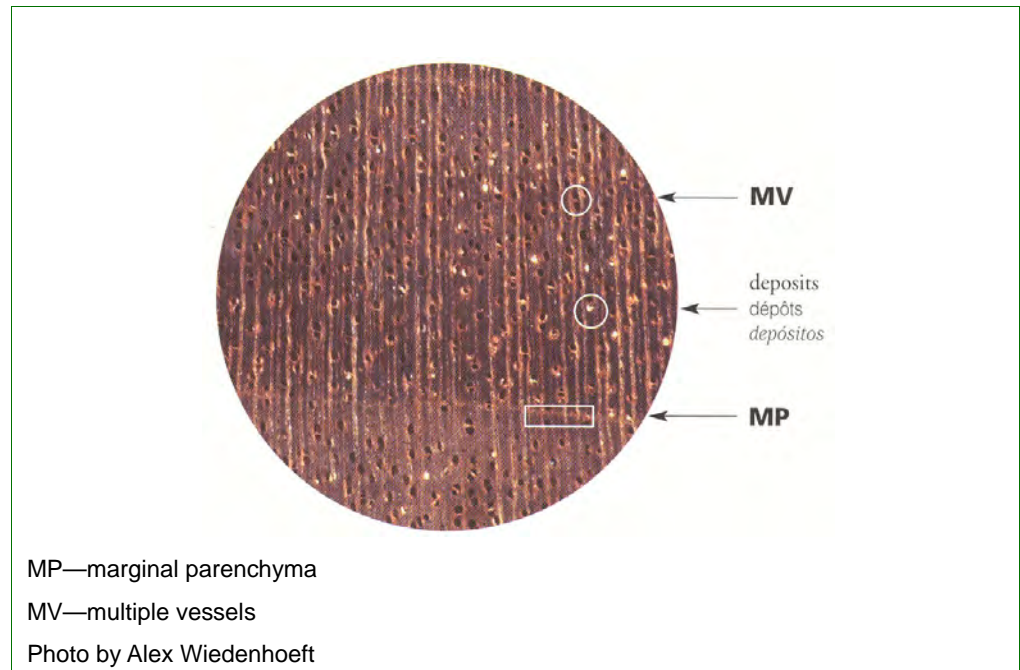
**Figure E-24** *Swietenia macrophylla* (bigleaf mahogany) Lumber

### ***Swietenia mahogani* (Caribbean mahogany)**

*Swietenia mahogani* (Caribbean mahogany) is a hardwood.

To identify the wood, check the following:

- ◆ Heartwood is reddish brown
- ◆ Parenchyma: prominent marginal parenchyma
- ◆ Rays are usually coarse-storied, but sometimes **not** storied
- ◆ Vessels are large (visible with the naked eye), often with radial multiples of two or three; reddish black or white deposits common
- ◆ Wood is **not** ring porous
- ◆ Wood is moderately hard and heavy



**Figure E-25 Example of *Swietenia mahogani* (Caribbean mahogany) Wood Cross Section**

### ***Tetracentron sinense* (tetracentron)**

*Tetracentron sinense* (tetracentron) is a hardwood. The description and an example are **not** available.



# Glossary

---

## Introduction

Use this glossary to find the meaning of specialized words, abbreviations, acronyms, and terms. To locate where in the manual a given definition, term or abbreviation is mentioned, refer to the index.

---

## Definitions, Terms, and Abbreviations

**aliform paratracheal parenchyma (APP).** An arrangement of parenchyma cells, as seen in cross section, that are grouped around pores and form wing-like lateral extensions.

**artificially propagated.** Timber taken from trees grown in monospecific plantations.

**apotracheal parenchyma (AP).** Longitudinal (axial) parenchyma that is *not* associated with pores.

**banded apotracheal parenchyma (AP).** Layer or band of parenchyma cells **not** associated with the vessels within a growth ring.

**banded parenchyma.** Parenchyma cells that collectively appear as thin lines when viewed in cross section.

**cancel.** As relates to CITES documents used to import into the U.S., to stamp to show that the CITES document has been used.

**CITES Appendix I.** Includes species threatened with extinction. Trade in specimens of these species is permitted **only** in exceptional circumstances; commercial trade is prohibited.

**CITES Appendix II.** Includes species **not** necessarily threatened with extinction, but in which trade **must** be controlled in order to avoid utilization incompatible with their survival.

**CITES Appendix III.** Includes species that are protected in at least one country which has asked other CITES parties for assistance in controlling the trade of these species.

**confluent paratracheal parenchyma (CPP).** An arrangement of parenchyma cells that completely surrounds a vessel and extends to connect another vessel appearing as bands when viewed in cross section.

**Convention (CITES).** The Convention on the International Trade in Endangered Species of Wild Fauna and Flora.

**Conventions.** Standard formats used in the manual, such as advisories, boldface, examples, etc.

**country of origin.** Country from which the tree was cut or removed.

**deposits.** Metabolites that accumulate in cells of wood.

**earlywood (EW).** First formed position of single growth ring, located on the inside portion of a growth ring. Characterized by large cells and low density.

**engaged in commercial business.** Trade for the purpose of selling, bartering, collecting, or otherwise as a livelihood or enterprise for gain or profit.

**extract.** Any substance obtained directly from plant material by physical or chemical means regardless of the manufacturing process. An extract may be solid (e.g. crystals, resin, fine or coarse particles), semi-solid (e.g. gums, waxes) or liquid (e.g. solutions, tinctures, oil and essential oils).

**Finished musical instruments.** A musical instrument (as referenced by the Harmonized System of the World Customs Organization, Chapter 92; musical instruments, parts and accessories of such articles) that is ready to play or needs only the installation of parts to make it playable. This term includes antique instruments (as defined by the Harmonized System codes 97.05 and 97.06; Works of art, collectors' pieces and antiques).

**Finished musical instrument accessories.** A musical accessory (as referenced by the Harmonized System of the World Customs Organization, Chapter 92; musical instruments, parts and accessories of such articles) that is separate from the musical instrument, and is specifically designed or shaped to be used explicitly in association with an instrument, and that requires **no** further modification to be used.

**Finished musical instrument parts.** A part (as referenced by the Harmonized System of the World Customs Organization, Chapter 92; musical instruments, parts and accessories of such articles) of a musical instrument that is ready and is specifically designed and shaped to be used explicitly in association with the instrument to make it playable.



**finished products packed and ready for retail trade.** Products, shipped singly or in bulk, requiring no further processing, packaged labeled for final use or the retail trade in a state fit for being sold to or used by the general public.

**general permit (GP).** The general permit is **no** longer issued and is **not** valid. The general permit was replaced by the [Protected Plant Permit \(PPP\)](#).

**growth ring (GR).** The layer of wood added to the stem during one growth period.

**hardwood.** Woods from broad-leaved trees in the botanical group angiosperms, characterized by having vessels. Also referred to as porous woods.

**Harmonized System of the World Customs Organization (HS).** An international numerical system of tariff codes.

**heartwood.** Wood associated with the central portion of a mature tree, and **no** longer conducts sap. Infiltration of various organics impart a darker color to this wood.

**latewood (LW).** Later formed portion of a growth ring located on the outside portion of the growth ring. Characterized by smaller cells and higher density.

**logs.** All wood in the rough whether or **not** stripped of bark or sapwood, or roughly squared for processing, notably into sawn wood, pulpwood, or veneer sheets.

**lozenge aliform paratracheal parenchyma (LAPP).** Aliform paratracheal parenchyma that forms a lozenge shape.

**lumber (sawn wood).** Wood sawn or chipped lengthwise, sliced or peeled, whether or **not** planed, sanded, or finger-jointed, of a thickness exceeding 6mm.

**Management Authority.** A national authority designated in accordance with CITES Article IX as competent to grant permits and certificates.

**marginal parenchyma.** Cells of parenchyma forming a line at the beginning or end of the growth ring.

**multiple vessel (MV).** Several vessels adjacent and in-line to one another.

**Neotropics.** Includes the Caribbean, Central America, Mexico, and North America.

**paratracheal parenchyma (PP).** Parenchyma that is associated with and often surrounds the vessels.

**parenchyma.** Thin-walled wood cells noted for storage of food reserves appearing light-colored when grouped together, or in continuous bands when viewed in cross section.

**Party.** A State for which the present Convention has entered into force.

**phloem.** Tissue of the inner bark that conducts food upward through the tree.

**plywood.** Consisting of three or more sheets of wood that is glued and pressed one on the other and generally disposed so the grains of successive layers are at an angle.

**pore.** Cross-section of a hardwood vessel.

**powder.** A dry, solid substance in the form of fine or coarse particles.

**Protected Plant Permit (PPP).** USDA-issued permit required for the commercial trade of CITES or ESA regulated terrestrial plants.

**radial.** A direction in wood perpendicular to the longitudinal grain direction.

**radial section.** A section of wood cut in a plane parallel to the rays.

**ray.** Flattened bands of tissue extending horizontally in a radial plan seen in cross section radiating in a direction from the center toward the bark of a tree.

**re-export.** Export of any specimen that has previously been imported.

**resin canal.** Tubular passageways in the wood of some softwoods.

**ring porous wood (RPW).** Wood in which an arrangement of larger pores are concentrated in the earlywood and smaller pores are found in the latewood.

**sawn wood.** See [lumber \(sawn wood\)](#).

**scientific authority.** A national authority designated in accordance with CITES Article IX as responsible for determining if trade will be detrimental to the survival of the species.

**seizure date.** Date CBP or PPQ determines a shipment warrants forfeiture procedures and verifies the physical location of the shipment as either in a CBP- or PPQ-owned, leased, or approved facility within a Customs-bonded operation.

**shipment.** Cargo transported under the terms of a single bill of lading or waybill, irrespective of the quantity or number of containers, packages, or pieces.

**single vessel.** A vessel that is **not** adjacent to or touching another vessel.

**softwood.** Wood without vessels produced by coniferous trees in the botanical group gymnosperms. Also referred to as nonporous woods.

**Species (spp).** Any species, subspecies, or geographically separate population thereof.

**storied ray (SR).** Rays arranged side-by-side forming horizontal rows which appear as undulant bands seen in tangential section. There are three categories of storied rays: fine (more than 6 rows of rays per millimeter (mm)); medium (more 3 to 6 rows of rays per mm); coarse (2 rows or less per mm).

**tangential section.** Section of wood cut in a plane perpendicular to the rays.

**trade.** To export, re-export, or import.

**transformed wood.** Defined by Harmonized System code 44.09: Wood (including strips, friezes for parquet flooring, not assembled), continuously shaped (tongued, grooved, v-jointed, beaded or the like) along any edges, ends or faces, whether or not planed, sanded or end-jointed.

**transverse section (cross section).** Section of wood cut in a plane across the grain.

**tyloses.** Bubble-like structures that form in the vessels of certain hardwood species.

**veneer.** Thin layers of wood of uniform thickness, usually 6 mm or less, usually peeled or sliced for use in making plywood, for veneering furniture, veneer containers, etc.

**vessel (V).** A longitudinal conductive passageway formed by an aligned series of vessel elements.

**woodchips.** Wood that has been reduced to small pieces.

## **Glossary**

Definitions, Terms, and Abbreviations

---

# Index

## Numerics

- 16 USC 1538 [4-5](#), [A-7](#)
- 50CFR [1-4](#), [A-7](#), [A-49](#), [A-51](#)
  - 50CFR 23 [4-5](#), [A-7](#), [A-21](#)
  - 50CFR 24 [3-31](#), [4-5](#), [A-7](#), [A-21](#)
- 7CFR [1-4](#), [A-8](#)
  - 7CFR 319 [2-2](#), [2-30](#), [2-33](#), [2-68](#)
  - 7CFR 355 [1-4](#), [4-3](#), [A-21](#)
  - 7CFR 356 [1-4](#), [A-49](#), [A-51](#)

## A

- Abies guatemalensis* (Guatemalan fir)
  - Appendix I list [2-6](#), [3-6](#)
  - common names [7-1](#)
  - confirm article for import is protected [2-12](#)
  - confirm article for re-export is protected [3-13](#)
  - documents required for import [2-30](#), [2-31](#)
  - documents required for re-export [3-33](#), [3-34](#)
  - wood identification and example [E-3](#)

## Acts

- bonded release [A-49](#)
- remission and mitigation [A-51](#)

## addresses

- U.S. Fish and Wildlife Service Division of Management Authority [3-76](#)
- U.S. Fish and Wildlife Services Division of Management Authority (DMA) [2-110](#)

## *Azalia* spp. (pod mahogany)

- Appendix II list [2-6](#)
- common names [7-1](#)
- confirm article for import is protected [2-13](#)
- confirm article for re-export is protected [3-14](#)

## Almendro. See *Dipteryx panamensis*

- Aniba rosaeodora* (Brazilian rosewood) [3-7](#), [3-39](#)
  - common names [7-1](#)

- documents required [3-38](#), [3-42](#), [3-44](#)
- regulating [2-13](#), [2-36](#), [2-37](#), [2-47](#), [3-13](#), [3-15](#), [3-38](#), [3-39](#)

## Annex 1, Conference Resolution 12.3 [B-17](#)

## Annex 2, standard CITES form [B-18](#)

## Appendix I [2-29](#)

- collect associated documents [3-73](#)
- Conference Resolutions [B-1](#)
- confirm article for import is protected [2-12](#)
- confirm article for re-export is protected [3-12](#)
- confirm identify for import [2-5](#)
- confirm identity for re-export [3-6](#)
- definition [1-1](#), [Glossary-1](#)
- documents required for import [2-29](#)
- documents required for re-export [3-32](#)
- Federal Phytosanitary Certificate [3-2](#)
- guidelines for import [2-2](#)
- guidelines for re-export [3-2](#)
- immediate export [3-88](#)
- import procedures summary [2-4](#)
- list of common names [7-1](#)
- list of protected timber [2-5](#), [3-6](#)
- procedures for re-export [3-4](#)
- prohibited commercial trade [3-32](#)
- recognition and identification [E-3](#)
- transportation and exportation to Canada or Mexico [3-87](#)
- violations [4-5](#)

## Appendix II

- collect associated documents [3-73](#)
- Conference Resolutions [B-1](#)
- confirm article for import is protected [2-12](#)
- confirm article for re-export is protected [3-12](#)
- confirm identity for re-export [3-6](#)
- definition [1-1](#), [Glossary-1](#)
- documents required for import [2-32](#)
- documents required for re-export [3-35](#)
- Federal Phytosanitary Certificate [3-2](#)
- guidelines for import [2-2](#)
- immediate export [3-88](#)
- import procedures summary [2-4](#)
- list of common names [7-1](#)
- list of protected timber [2-6](#), [3-7](#)
- procedures for re-export [3-4](#)
- transportation and exportation to Canada or Mexico [3-87](#)
- violations [4-5](#)

## Appendix III

A
B
C
D
E
F
G
H
I
J
K
L
M
N
O
P
Q
R
S
T
U
V
W
X
Y
Z

- collect associated documents 3-73
  - Conference Resolutions B-1
  - confirm article for import is protected 2-12
  - confirm article for re-export is protected 3-12
  - confirm identity for import 2-5
  - definition 1-1, Glossary-1
  - documents required for import 2-67
  - documents required for re-export 3-69
  - Federal Phytosanitary Certificate 3-2
  - guidelines for import 2-2
  - immediate export 3-88
  - import procedures summary 2-4
  - list of common names 7-1
  - list of protected timber 2-8, 3-8
  - procedures for re-export 3-4
  - transportation and exportation to Canada or Mexico 3-87
  - violations 4-5
- Araucaria araucana** (monkey puzzle tree)
- Appendix I list 3-6
  - common names 7-1
  - confirm article for import is protected 2-13
  - confirm article for re-export is protected 3-15
  - documents required for import 2-30, 2-31
  - documents required for re-export 3-33, 3-34
  - wood identification and example E-4
- Articles**
- acquired prior to Appendix III CITES listed 2-67
  - acquired prior to CITES listed 2-29, 2-32, 3-69
  - Appendix I plantation grown trees 2-29
  - Appendix I trees cut in wild 2-29
  - Appendix II plantation grown trees 2-32
  - Appendix II trees cut in wild 2-32
  - Appendix III plantation grown trees 2-67, 3-69
  - Appendix III trees cut in wild 3-69
  - Pre-Convention 2-29, 2-32, 2-67, 3-32, 3-35, 3-69
- Authenticity**
- CITES document verification 2-98
- Authority** 2-28
- determine if port designated for CITES timber importation 2-28
- regulatory 1-3
  - USFWS DMA 2-110
- B**
- Bigleaf mahogany. See *Swietenia macrophylla*
  - Board feet conversion C-1
  - Bonded release A-49
  - Brazilian rosewood 3-6, 3-7
  - Bulnesia sarmientoi* (gaiacwood) 3-39
    - Appendix II 3-7
    - common names 7-1
    - confirm article for import is protected 2-14
    - confirm the article is protected 3-16
    - documents required 3-38
    - regulating 2-36, 2-37
- C**
- Canada 3-87
  - Cargo
    - inspection of shipment for import 2-107
    - re-export shipment inspection 3-83
  - Cargo paperwork
    - documents to collect 2-97
    - Re-export Certificate verification 3-81
    - re-export documents to collect 3-74
  - Caribbean 2-26, 3-29
  - Caryocar costaricense* (ajillo) 3-38
    - Appendix II list 3-7
    - common names 7-1
    - confirm article for import is protected 2-14
    - confirm article for re-export is protected 3-16
    - documents required for import 2-36, 2-37
    - documents required for re-export 3-39
    - wood identification and example E-5
  - Cedrela odorata* (Spanish cedar)
    - wood identification and example E-6
  - Cedrela* spp.
    - common name 7-1
    - documents required for import 2-38, 2-39
    - documents required for re-export 3-40, 3-41
    - regulated articles 2-14
  - Certificate of Artificial Propagation
    - Appendix I documents required for import 2-29
    - Appendix II documents required for import 2-32
    - Appendix III documents required for import

- 2-67
- Certificate of Origin  
 CITES document verification 2-98  
 documents required for import 2-67, 2-71, 2-75, 2-83, 2-91
- Certified Mail A-35
- CITES contacts 3-5, 4-2
- CITES Coordinator, National 4-11
- CITES documents  
 authorized quantities on 2-106  
 distribution 2-110, 3-86  
 filing system 2-3  
 required for import 2-29
- CITES Export Permit  
 Appendix I imports 2-29  
 Appendix II imports 2-32  
 Appendix II re-export 3-35  
 Appendix III imports 2-67  
 confirm legal import 3-77  
 documents associated with shipment 3-73  
 special conditions 3-34, 3-67
- CITES Import Permit  
 documents needed for legal import 2-29  
 documents required for Appendix I import 2-31  
 documents required for re-export 3-32, 3-34
- CITES Re-export Certificate  
 altered or modified 3-78  
 confirm legal importation 3-77  
 FWS cover letter to permittee A-16
- CITES Specialist 4-2, 4-3
- CITES Species Database 2-9
- CITES Wood Identification 2-11, 3-11
- CITES wood identification identifiers 2-11
- Commercial business  
 documents required for Appendix I import 2-30  
 documents required for Appendix I re-export 3-33  
 documents required for Appendix II import 2-34, 2-35, 2-36, 2-37, 2-60, 2-62, 2-64, 3-66  
 documents required for Appendix II re-export 3-36, 3-38, 3-48, 3-50, 3-52, 3-56, 3-58, 3-60, 3-62, 3-64
- documents required for Appendix III import 2-72, 2-76, 2-77, 2-84, 2-85, 2-93
- documents required for re-export 3-73
- violation 4-3
- commercial shipments 2-102, 3-83
- Commercial trade 2-29, 2-97, 3-34, 3-73
- Commodity 2-10, 2-12, 3-2, 3-10, 3-12  
 unit of measure 2-106
- Common names 7-1
- Conference Resolutions  
 10.13, Implementation of the Convention for Timber Species B-1  
 12.3, Permits and Certificates B-4  
 Annex 1 B-17  
 Annex 2, Standard CITES Form B-17
- Confirmation  
 article for import is protected 2-12  
 article for re-export is protected 3-12  
 identify of timber or articles for import 2-5  
 identity of timber or articles for re-export 3-6  
 legal importation 3-77  
 violation exists 4-5  
 violation warrants seizure and forfeiture 4-6
- Consignee  
 CITES document verification 2-99  
 CITES Re-export Certificate verification 3-79  
 middleman both U.S. and Canadian or Mexican 3-87  
 PPQ Form 518, Report of Violation A-21
- contacts 3-5, 4-2
- Convention (CITES)  
 bonded release A-49  
 definition Glossary-2  
 enforcement 1-1  
 remission and mitigation A-51
- Conventions (Manual) 1-5
- Conversion formulas  
 cubic feet of lumber to cubic meters C-2  
 cubic feet of veneer to cubic meters C-6  
 square feet of veneer to square meters C-5  
 square meters of veneer to cubic meters C-5
- Custody  
 seized material \$10,000 or less value A-54  
 seized material valued at \$10,000 or less A-

**D**

- Dalbergia calycina 3-8
- Dalbergia cochinchinensis (Thailand rosewood) 3-7
- Dalbergia nigra 7-2
- Dalbergia nigra (Brazilian rosewood)
  - Appendix I list 3-6
  - confirm article for re-export is protected 3-18
  - documents required for import 2-30, 2-31
  - documents required for re-export 3-33, 3-34
  - wood identification and example E-10
- Dalbergia spp. 7-2
- Dalbergia spp. (rosewoods) 3-7
- Databases
  - CITES Species Database 2-9
- Description verification 2-12, 3-12
- Designated port 3-31
  - determine your authority 2-28
  - issuance of Federal Phytosanitary Certificate for Re-export 3-2
  - movement to 2-28, 3-31
  - rerouting to 4-6
- Dimensional inventory tally sheets. See Dimensional specification sheets
- Dimensional piece count 3-83
- Dimensional specification sheets
  - determine quantity of representative unit 2-107, 3-83
  - determine quantity shipped for import 2-106
  - documents to collect for re-export 3-74
  - filing 2-3, 3-3
- Diospyros spp. 3-7, 7-2
- Dipteryx panamensis
  - CITES Appendix III 2-8
- Dipteryx panamensis (almendro) 3-71
  - regulating 2-70, 2-72
- Dipteryx panamensis (tonka bean)
  - Appendix III list 3-8
  - common names 7-2
  - confirm article for import is protected 2-17
  - confirm article for re-export is protected 3-19
- Disposal 4-23, A-5
- Documents
  - Appendix I re-exportation 3-32, 3-33

- Appendix I timber importation 2-29
- Appendix II importation 2-32
- Appendix II re-exportation 3-35, 3-36
- Appendix III importation 2-67
- Appendix III re-exportation 3-69, 3-70
  - collect for importations 2-97
  - collect for re-exportations 3-70
  - endorsement 2-109
  - identification for import 2-9
  - identification for re-export 3-9
  - renewal of expired GP 3-75

Dowels 2-106, C-3

**E**

- Eastern Region PPQ Area Identifiers 2-11, 3-11
- Endorsement
  - CITES Re-export Certificate 3-85
  - document legibility 2-109
  - import documents 2-109
  - special conditions 3-73
- Entry papers 2-106
- Estimation
  - PPQ Form 624, Part 1 A-34
  - PPQ Form 624, Part 1 (Modified) A-43
  - retail value of timber or articles 4-8
- Expiration
  - General Permit or Protected Plant Permit 2-105
  - General Permit or Protected Plant Permit (PPP) 3-75
- Exporter
  - conversions C-1
  - violations 4-3
- F**
- Facsimile 2-109
- Federal Phytosanitary Certificate for Re-export 3-2
- Fees
  - PPQ Form 621, Application for Protected Plant Permit to Engage in the Business of Importing, Exporting, or Re-exporting Terrestrial Plants A-26
- Filing
  - import documents 2-110
  - system 2-3, 3-3, 4-25
- Fitzroya cupressoides (alerce)



- Appendix I list [3-6](#)  
 common names [7-2](#)  
 confirm article for import is protected [2-17](#)  
 confirm article for re-export is protected [3-19](#)  
 documents required for import [2-30](#), [2-31](#)  
 documents required for re-export [3-33](#), [3-34](#)  
 wood identification and example [E-10](#)
- Forfeiture procedures  
 protected plant species violations [4-14](#)  
 seizures valued at \$10,000 or less [4-9](#)  
 seizures valued greater than \$10,000 [4-12](#)
- Forms  
 ordering [A-3](#)
- Formulas  
 cubic feet lumber to cubic meters [C-2](#)  
 cubic feet veneer to cubic meters [C-6](#)  
 square feet of veneer to square meters [C-5](#)  
 total quantity of unit [2-107](#)
- Fraxinus mandshurica [2-17](#), [3-8](#), [7-2](#)  
 CITES Appendix III [2-8](#)
- Fraxinus mandshurica (manchurian ash) [3-72](#)  
 re-export documents [3-71](#)
- FWS Form 3-201A  
 documents for re-export [3-73](#)  
 example of CITES Other Certificate (Pre-Convention) [A-17](#)  
 example of CITES Re-export Certificate [A-18](#)
- FWS-USDA-CITES agreement [2-4](#), [3-4](#)
- G**  
 gaiacwood [3-7](#)  
 Gonystylus spp. (ramin)  
 Appendix III list [2-8](#), [3-7](#)  
 common names [7-2](#)  
 confirm article for import is protected [2-17](#)  
 confirm article for re-export is protected [3-20](#)  
 documents required for import [2-36](#), [2-37](#), [2-47](#)  
 wood identification and example [E-11](#)
- Gonystylus spp.(ramin) [3-48](#), [3-49](#)  
 Guaiacum spp. (lignum vitae) [3-48](#), [3-49](#)  
 Appendix II list [3-7](#)  
 common names [7-2](#)  
 confirm article for import is protected [2-18](#)  
 confirm article for re-export is protected [3-20](#)  
 documents required for import [2-46](#), [2-47](#)  
 wood identification and example [E-12](#)
- Guidelines  
 CITES protected timber importation [2-2](#)  
 CITES protected timber re-exportation [3-2](#)
- H**  
 Harmonized System of the World Customs Organization (HS) Codes [D-1](#), [Glossary-3](#)
- HOLD  
 continue on seized material in custody [4-16](#)  
 seizure of material in violation [4-8](#)  
 shipment for incomplete for inaccurate CITES Re-export Certificate [3-82](#)
- I**  
 Immediate exportation (IE) [3-88](#)
- Inspection  
 description of consignment being imported [2-12](#)  
 description of consignment being re-exported [3-12](#)  
 import shipments [2-107](#)  
 quantity of representative unit [2-107](#), [3-83](#)  
 re-export shipments [3-83](#)
- Invoices [2-3](#)  
 collect for re-export [3-74](#)  
 collect shipment documents [2-97](#)  
 identification for import [2-9](#)  
 identification for re-export [3-9](#)  
 Re-export Certificate verification [3-81](#)  
 re-export documents for file [3-3](#)  
 shipment inspection [2-107](#), [3-83](#)  
 violation [4-3](#)
- K**  
 Knowledgeable person [4-7](#)
- Khaya spp. (African mahogany)  
 Appendix II list [2-6](#)  
 common names [7-2](#)  
 confirm article for import is protected [2-20](#)  
 confirm article for re-export is protected [3-20](#)
- L**  
 Labels  
 filing system [4-25](#)  
 identification for import [2-9](#)  
 identification for re-export [3-9](#)
- Legal importation

- articles for import [2-29](#)
- articles for re-export [3-77](#)
- Lists
  - Common Names for Appendix I, II, III timber species [7-1](#)
  - violations [A-7](#)
- Local names [2-9](#), [3-9](#)
- Logs
  - Cedrela odorata* [2-14](#)
  - Pericopsis elata* [2-13](#), [2-20](#), [2-22](#), [2-24](#)
  - ports for import [3-31](#)
  - Pterocarpus santalinus* [2-24](#)
  - re-exported from another country [2-97](#)
  - Swietenia macrophylla* [2-25](#)
  - Swietenia mahogani* [2-25](#)
  - unit of quantity [2-106](#)
- Lumber
  - Cedrela odorata* [2-14](#), [3-16](#)
  - Federal Phytosanitary Certificate [3-2](#), [3-73](#)
  - import shipment inspection [2-107](#)
  - Pericopsis elata* [2-22](#), [3-25](#)
  - ports for import [3-31](#)
  - re-exported from another country [2-97](#)
  - Swietenia macrophylla* [2-25](#), [3-28](#)
  - Swietenia mahogani* [2-25](#), [3-28](#)
  - unit of quantity [2-106](#)
- M**
- Magnolia liliifera* var. *obovata*
  - Appendix III list [2-8](#), [3-8](#)
  - common names [7-2](#)
  - confirm article for import is protected [2-21](#)
  - confirm article for re-export is protected [3-23](#)
  - documents required for import [2-77](#), [2-78](#), [2-79](#), [2-80](#), [2-85](#), [2-93](#)
  - wood identification and example [E-14](#)
- Magnolia liliifera* var. *obovata* (*magnolia*) [3-71](#), [3-72](#)
- Mexico [2-26](#), [3-29](#), [3-87](#)
- Molding [2-106](#)
- Movement
  - regulated material without submitting proper documents [4-4](#)
  - shipment to CITES designated port for import [2-28](#)
  - shipment to CITES designated port for re-export [3-31](#)
- Multiple owners/agents [4-10](#), [4-13](#), [A-35](#), [A-44](#), [A-49](#)
- musical instruments [2-4](#), [2-106](#), [3-4](#)
- N**
- National CITES Coordinator [4-3](#)
- National CITES Specialist [4-3](#)
- Neotropics
  - confirm if article for import is protected [2-14](#), [2-25](#)
  - determine if article for re-export is protected [3-28](#)
  - documents required for import [2-60](#), [2-61](#)
- Nepal
  - documents required for Appendix III importations [2-77](#), [2-78](#), [2-85](#), [2-86](#), [2-93](#), [2-94](#)
- Non-commercial use [2-29](#), [3-32](#)
- Notification [4-8](#)
- Numbers
  - Appendix [2-100](#), [3-80](#)
  - badge [2-109](#), [3-85](#)
  - bill of lading/air waybill [3-85](#)
  - file [4-9](#), [4-25](#)
  - permit [2-98](#), [3-81](#)
  - quantity of unit for inspection [2-107](#), [3-83](#)
  - unit of quantity on documents [2-106](#)
- O**
- Obovata
  - See *Magnolia liliifera*
- Oreomunnea pterocarpa* (*gavilan*) [3-48](#), [3-49](#)
  - Appendix II list [3-7](#)
  - common names [7-2](#)
  - confirm article for import is protected [2-21](#)
  - confirm article for re-export is protected [3-23](#)
  - documents required for import [2-46](#), [2-47](#)
  - wood identification and example [E-15](#)
- Osyris lanceolata* [2-21](#), [7-2](#)
- Osyris lanceolata* (*African sandalwood*)
  - CITES Appendix II [3-7](#)
  - re-export documents [3-54](#), [3-55](#)
- P**
- Packing list
  - identification for import [2-9](#)
  - identification for re-export [3-9](#)

- Part 5 distribution and retention [A-47](#)
- Paubrasilia echinata* (Brazilwood)  
 Appendix II list [2-6](#)  
 common names [7-2](#)  
 confirm article for import is protected [2-22](#)  
 confirm article for re-export is protected [3-25](#)
- Pericopsis elata* (afroormosia) [3-56](#), [3-57](#), [3-60](#)  
 Appendix II list [3-7](#)  
 common names [7-2](#)  
 confirm article for import is protected [2-22](#)  
 confirm article for re-export is protected [3-25](#)  
 documents required for importation [2-50](#), [2-51](#), [2-54](#), [2-55](#), [3-52](#), [3-53](#)  
 wood identification and example [E-16](#)
- Permit Unit  
 address [A-26](#)
- Permit Unit address [3-75](#)
- Physical inspection [2-107](#), [3-83](#)
- Phytosanitary  
 documentation for re-export [3-32](#)  
 documents for filing [3-3](#)  
 Federal Phytosanitary Certificate [3-2](#)  
 import documents for filing [2-3](#)  
 import requirements [3-2](#)
- Pilgerodendron uviferum* (pilgerodendron)  
 Appendix I list [3-6](#)  
 common names [7-2](#)  
 confirm article for import is protected [2-22](#)  
 confirm article for re-export is protected [3-25](#)  
 documents required for import [2-30](#), [2-31](#)  
 documents required for re-export [3-33](#), [3-34](#)
- Pinus koraiensis* (Korean pine)  
 Appendix III list [2-8](#), [3-8](#)  
 CITES Appendix III [2-23](#)  
 common names [7-2](#)  
 documents required for import [2-81](#), [2-82](#), [2-83](#), [2-84](#)
- Plant Protection Act [2-2](#), [2-30](#), [2-33](#), [2-68](#)
- Platymiscium pleiostachyum* (crisobal gradillo) [3-56](#), [3-57](#)
- Platymiscium pleiostachyum* (crisobal, granadillo) [3-56](#), [3-57](#)  
 Appendix II list [3-7](#)  
 common names [7-3](#)  
 confirm article for import is protected [2-23](#)  
 documents required for import [2-54](#), [2-55](#)  
 wood identification and example [E-17](#)
- Plywood  
*Abies guatemalensis* [2-26](#), [3-29](#)  
*Araucaria araucana* [3-29](#)  
 definition [Glossary-4](#)  
*Fitzroya cupressoides* [3-29](#)  
*Gonystylus* spp. [3-29](#)  
 HS Code 44.08, 44.12.13 [D-1](#)  
 HS Code 44.12.14 [D-2](#)  
*Swietenia macrophylla* [2-25](#), [3-28](#)  
 unit of measure [2-106](#)
- Podocarpus neriifolius* (podocarp) [3-71](#), [3-72](#)  
 Appendix III list [2-8](#), [3-8](#)  
 common names [7-3](#)  
 confirm article for import is protected [2-23](#)  
 confirm article for re-export is protected [3-26](#)  
 documents required for import [2-85](#), [2-86](#), [2-87](#), [2-88](#), [2-93](#), [2-95](#), [2-96](#)  
 documents required for re-export [3-71](#), [3-72](#)  
 wood identification and example [E-18](#)
- Podocarpus parlatoresi* (Parlatore's podocarp)  
 Appendix I list [3-6](#)  
 common names [7-3](#)  
 confirm article for import is protected [2-23](#)  
 confirm article for re-export is protected [3-26](#)  
 documents required for import [2-30](#), [2-31](#)  
 documents required for re-export [3-33](#), [3-34](#)  
 wood identification and example [E-19](#)
- Port files [2-110](#)
- Ports  
 CITES designated [2-28](#), [3-31](#)  
 non-designated [4-6](#)
- PPQ Area Identifiers [2-11](#), [3-11](#)
- PPQ Form 518, Report of Violation [4-5](#)  
 complete for violation [4-4](#)  
 distribution [A-24](#)  
 distribution of case file [A-24](#)  
 example [A-20](#)  
 import inspection action [2-108](#)  
 instructions for completing form [A-21](#)  
 issuance for violations [4-3](#)  
 list of violations for completing [A-7](#)
- PPQ Form 621, Application for Protected Plant Permit to Engage in Business of Importing, Ex-

- porting, or Re-exporting Terrestrial Plants  
distribution [A-26](#)  
example [A-25](#)  
mailing application and fee [3-75](#), [A-26](#)
- PPQ Form 622, Protected Plant Permit. See Protected Plant Permit
- PPQ Form 623, Waiver of Forfeiture Procedures by Owner of Seized Property [4-10](#)  
distribution \$10,000 or less value [4-10](#)  
distribution and retention [A-31](#)  
example [A-29](#)  
filing system [4-25](#)  
forfeiture procedures \$10,000 or less value [4-9](#)  
instructions [A-30](#)  
list of violations for completing form [A-7](#)
- PPQ Form 624, Notice for Seizure and Proposed Forfeiture of Property Valued at \$10,000 or Less  
distribution [A-35](#)  
list of violations for completing form [A-7](#)  
ordering [A-32](#)  
Part 1 distribution and retention [A-35](#)  
Part 1 example [A-32](#)  
Part 5 instructions for completing [A-38](#)  
Part 5-PPQ/CBP Port Worksheet example [A-37](#)
- PPQ Form 624A, Notice for Seizure of Property Valued Greater Than \$10,000 [A-47](#)  
forfeiture procedures [4-12](#)  
instructions for completing form [A-42](#)  
list of violations for completing form [A-7](#)  
Part 1 example [A-41](#)  
Part 5 example [A-45](#)
- PPQ Form 625, Claim and Bond  
example [A-48](#)  
filing system [4-25](#)  
instructions and distribution for seizures valued at \$10,000 or less [A-49](#)
- PPQ Form 626, Petition for Remission or Mitigation of Forfeiture  
example of [A-50](#)  
instructions and distribution for seizures valued at \$10,000 or less [A-51](#)  
instructions and distribution for seizures valued greater than \$10,000 [A-52](#)
- PPQ Form 627, Declaration of Forfeiture  
custody of seizure or abandoned material valued at \$10,000 or less [4-17](#)  
distribution and retention [A-55](#)  
example [A-53](#)  
filing [4-25](#)  
instructions [A-54](#)  
list of violations for completing [A-7](#)
- PPQ forms [A-3](#)
- PPQ National CITES Specialist [4-14](#), [4-23](#)
- Pre-Convention  
Appendix I articles for import [2-29](#)  
Appendix I articles for re-export [3-32](#)  
Appendix II articles for re-export [2-32](#), [3-35](#)  
Appendix III articles for import [2-67](#)  
Appendix III articles for re-export [3-69](#)
- Pre-Convention Certificate  
documents required for import [2-34](#), [2-35](#), [2-36](#), [2-37](#), [2-38](#), [2-39](#), [2-40](#), [2-41](#), [2-42](#), [2-43](#), [2-44](#), [2-45](#), [2-46](#), [2-47](#), [2-48](#), [2-49](#), [2-50](#), [2-51](#), [2-53](#), [2-54](#), [2-55](#), [2-56](#), [2-57](#), [2-58](#), [2-59](#), [2-60](#), [2-61](#), [2-62](#), [2-63](#), [2-64](#), [2-65](#), [2-69](#), [2-70](#), [2-71](#), [2-72](#), [2-73](#), [2-74](#), [2-75](#), [2-76](#), [2-77](#), [2-78](#), [2-79](#), [2-80](#), [2-81](#), [2-82](#), [2-83](#), [2-84](#), [2-85](#), [2-86](#), [2-87](#), [2-89](#), [2-90](#), [2-91](#), [2-92](#), [2-93](#), [2-94](#), [2-95](#), [3-67](#)  
documents required for import of *Podocarpus neriifolius* [2-88](#)  
documents required for import of *Tetracentrosinense* [2-96](#)  
documents required for re-export [2-30](#), [2-31](#), [3-33](#), [3-34](#), [3-36](#), [3-38](#), [3-48](#), [3-50](#), [3-52](#), [3-54](#), [3-56](#), [3-58](#), [3-60](#), [3-62](#), [3-66](#)
- Protected Plant Permit  
application [3-75](#), [A-25](#), [A-26](#)  
documents for Appendix I import [2-30](#), [2-69](#), [2-71](#), [2-73](#), [2-75](#), [2-77](#), [2-79](#), [2-81](#), [2-83](#), [2-85](#), [2-87](#), [2-89](#), [2-91](#), [2-93](#), [2-95](#), [3-33](#), [3-36](#), [3-38](#), [3-40](#), [3-42](#), [3-44](#), [3-46](#), [3-48](#), [3-50](#), [3-52](#), [3-54](#), [3-56](#), [3-58](#), [3-60](#), [3-62](#), [3-64](#), [3-66](#), [3-71](#)  
documents for Appendix II import [2-34](#), [2-35](#), [2-36](#), [2-37](#), [2-40](#), [2-42](#), [2-44](#), [2-46](#), [2-48](#), [2-50](#), [2-54](#), [2-56](#), [2-58](#)

- example [A-27](#)  
 expiration date [2-105, 3-75](#)  
 importation document [2-97](#)  
 instructions and distribution [A-28](#)  
 purpose [A-26](#)  
 re-exportation document [3-73](#)  
 revoked [4-3](#)  
 violation [4-3](#)  
 violations [A-7](#)
- Prunus africana* (African cherry, pygeum) [3-7, 3-56, 3-57, 7-3](#)
- Pterocarpus santalinus* (red sandalwood, red-sanders) [3-60](#)  
   Appendix II list [3-7](#)  
   confirm article for import is protected [2-24](#)  
   confirm article for re-export is protected [3-27](#)  
   documents required for import [2-54, 2-55](#)  
   wood identification and example [E-20](#)
- Pterocarpus* spp. (African rosewood)  
   Appendix II list [2-6](#)  
   common names [7-3](#)  
   confirm article for import is protected [2-24](#)  
   confirm article for re-export is protected [3-27](#)
- Q**
- Quantities  
   authorized for import [2-106](#)  
   CITES Re-export Certificate verification [3-81](#)  
   dimensional specification sheets [2-97, 3-74](#)  
   excess [4-7](#)  
   excess in violation [4-5](#)
- Quercus mongolica* [3-8, 7-3](#)  
*Quercus mongolica* (mongolian oak) [3-72](#)  
   documents for re-export [3-71](#)
- R**
- Registered Mail [4-10, 4-13, 4-17, A-35](#)  
 Remission and mitigation [A-51](#)  
 Renewing expired CITES Re-export Certificate [3-76](#)  
 Repeat violations [4-7](#)  
 Representative unit [2-107, 3-83](#)  
 Retail value [4-8](#)  
 Return Receipt Requested [A-35](#)
- S**
- Safeguarding  
   immediate exportation [3-88](#)  
   seized timber or articles [4-14](#)  
   T&E to Canada or Mexico [3-87](#)
- Seizures  
   conditions [4-6](#)  
   filing system [4-25](#)  
   import in excess [2-108](#)  
   re-export excess quantity [3-84](#)  
   repeat violator [3-84](#)  
   safeguarding timber or articles [4-14](#)  
   unauthorized articles [2-108](#)  
   unauthorized articles for re-export [3-84](#)
- Senna meridionalis* (taraby)  
   Appendix III [3-7](#)  
   common names [7-3](#)  
   documents for import [2-58, 2-59](#)  
   documents for re-export [3-60, 3-61](#)
- Shipment [2-107](#)  
   movement to CITES designated port for import [2-28](#)  
   movement to CITES designated port for re-export [3-31](#)
- Special conditions [2-99](#)  
   CITES certificate [3-73](#)  
   example of CITES Re-export Certificate [A-18](#)  
   import document verification [2-99](#)  
   U.S. company and Canadian or Mexican consignee [3-87](#)  
   verifying [3-80, 3-81](#)
- Square feet conversion [C-5](#)  
 Square meters [2-106](#)
- Stamping  
   endorsement of import documents [2-109](#)  
   special procedures for immediate exports [3-88](#)  
   special procedures for transportation and exportation to Canada or Mexico [3-87](#)
- Swietenia humilis* (Pacific Coast mahogany) [3-60](#)  
   Appendix II list [3-7](#)  
   common names [7-3](#)  
   confirm article for import is protected [2-25](#)  
   confirm article for re-export is protected [3-28](#)  
   documents required for import [2-58, 2-59](#)

- wood identification and example [E-21](#)
  - Swietenia macrophylla (bigleaf mahogany) [3-62](#)
    - Appendix II list [3-7](#)
    - common names [7-3](#)
    - confirm article for re-export is protected [3-28](#)
    - confirm article imported is protected [2-25](#)
    - documents required for import [2-60](#)
    - wood identification and example [E-25](#)
  - Swietenia mahogani (Caribbean mahogany)
    - Appendix II list [3-7](#)
    - common names [7-3](#)
    - confirm article for import is protected [2-25](#)
    - confirm article for re-export is protected [3-28](#)
    - documents required for import [2-62](#), [2-63](#)
    - documents required for re-export [3-64](#), [3-65](#)
    - wood identification and example [E-25](#)
  - T**
  - Tags
    - identification for import [2-9](#)
    - identification for re-export [3-9](#)
  - Tetracentron sinense (Tetracentron) [2-25](#), [3-71](#), [3-72](#), [E-25](#)
    - Appendix III list [2-8](#)
    - confirm article for re-export protected [3-28](#)
    - documents required [2-95](#), [2-96](#)
    - required documents [2-86](#), [2-94](#)
  - Tetracentron sinense (tetracentron)
    - Appendix III list [3-8](#)
    - common names [7-3](#)
  - timber conversion formulas [C-1](#)
  - Trade name [2-9](#), [3-9](#)
  - Transportation and exportation (T&E) [3-87](#)
  - U**
  - U.S. Attorney's office [4-22](#)
  - U.S. District Court [4-22](#)
  - U.S. Fish and Wildlife Service
    - Division of Management Authority [3-76](#)
  - U.S. Fish and Wildlife Service (USFWS)
    - address [3-76](#)
    - Appendix II documents for re-export [3-36](#), [3-38](#), [3-48](#), [3-50](#), [3-52](#), [3-54](#), [3-56](#), [3-58](#), [3-60](#), [3-62](#), [3-66](#)
    - Appendix III documents required for re-export [3-69](#)
    - certificate quantities and articles [3-84](#)
  - CITES Special Permit Condition [A-15](#)
  - cover letter to CITES Re-export Certificate Permittee [A-16](#)
  - Division of Management Authority (DMA)
    - [2-110](#)
    - documents for re-export [3-73](#)
    - verification of re-export certificate [3-79](#)
  - documents required for re-export [3-73](#)
  - issued documents [3-33](#), [3-34](#), [3-37](#), [3-39](#), [3-49](#), [3-51](#), [3-53](#), [3-55](#), [3-57](#), [3-59](#), [3-61](#), [3-63](#)
  - special conditions [3-67](#)
  - validation and endorsement [3-85](#)
- USDA Forms [A-3](#)
- V**
- validation
  - CITES Re-export Certificate [3-85](#)
- Veneer
  - Cedrela odorata [2-14](#), [3-16](#)
  - conversion formulas [C-5](#)
  - definition [Glossary-5](#)
  - Dipteryx panamensis [2-26](#)
  - HS Code 44.08 [D-1](#)
  - Pericopsis elata [2-13](#), [2-20](#), [2-22](#), [2-24](#), [2-26](#)
  - Platymiscium pleiostachyum [2-26](#), [3-29](#), [3-30](#)
  - Swietenia macrophylla [2-25](#)
  - Swietenia mahogani [2-25](#)
  - unit of measure [2-106](#)
- Violations
  - CITES [4-5](#)
  - confirmation for seizure and forfeiture [4-5](#)
  - determine if exist [4-3](#)
  - endangered species regulations [4-3](#)
  - invalid CITES documentation [4-5](#)
  - movement of regulated material [4-4](#)
  - no CITES document [4-5](#)
  - quantities exceed those on CITES permit or certificate [4-5](#)
  - use of non-designated CITES port [4-5](#)
- W**
- Western Region PPQ Area Identifier [2-11](#)
- wood identification [3-11](#), [E-2](#)
- Urgent interception identification [2-10](#)